

DETAIL A
KEY SLOTS #2 & #4 SHOWN
SCALE 2:1



spec ref	---	dr	Stu Stoner	2008/02/05	projection	MM	size	A3	scale	1:1	
tolerance std	---	eng	Tom Feng	2014/09/24			ecn no	ELX-N-18883-1	rel level	Released	
---	TOLERANCES UNLESS OTHERWISE SPECIFIED	chr	-	---							---
surface	✓	appr	Delhy Liu	2014/09/24	product family	MiniSAS/SATA	dwg no		10084749	rev	H
---	linear	0.X	±0.3		cat. no.		-		Product - Customer Drw		sheet 1 of 6
---	linear	0.XX	±0.10		title		FINAL CABLE ASSEMBLY-ALTERNATE CABLE				
---	linear	0.XXX	±0.050		Mini SAS 2.0/SATA (CRKT)						
---	angular	0°	±2°	www.fci.com	PDS: Rev :H		STATUS:Released		Printed: Sep 24, 2014		

Copyright FCI.
FCI



KEY SLOT 2, 4 & 6
 ○ ◇ UNVERSIAL PORT



KEY SLOT 2 & 4
 ◇ OUT PORT



KEY SLOT 4 & 6
 ○ IN PORT

MINI SAS 2.0

PRODUCT NUMBER SEE NOTE 4	HUAWEI PART NUMBER	DESCRIPTION	GAUGE	"DIM L" LENGTH	END P1 KEY SLOT	END P2 KEY SLOT	IDENTIFIER
I0084749-M060002LF	/	X4 SAS CABLE ASSEMBLY	24 AWG	6M	4, 6	4, 6	SUBTRACTIVE ROUTING (IN PORT), SAS
I0084749-N040002LF	/	X4 SAS CABLE ASSEMBLY	26 AWG	4M	4, 6	4, 6	
I0084749-N050002LF	/	X4 SAS CABLE ASSEMBLY	26 AWG	5M	4, 6	4, 6	
I0084749-P010002LF	/	X4 SAS CABLE ASSEMBLY	28 AWG	1M	4, 6	4, 6	
I0084749-P020002LF	/	X4 SAS CABLE ASSEMBLY	28 AWG	2M	4, 6	4, 6	
I0084749-P030002LF	/	X4 SAS CABLE ASSEMBLY	28 AWG	3M	4, 6	4, 6	
I0084749-M060003LF	/	X4 SAS CABLE ASSEMBLY	24 AWG	6M	2, 4, 6	2, 4, 6	UNIVERSAL KEY, SAS
I0084749-N030003LF	/	X4 SAS CABLE ASSEMBLY	26 AWG	3M	2, 4, 6	2, 4, 6	
I0084749-N040003LF	/	X4 SAS CABLE ASSEMBLY	26 AWG	4M	2, 4, 6	2, 4, 6	
I0084749-N050003LF	/	X4 SAS CABLE ASSEMBLY	26 AWG	5M	2, 4, 6	2, 4, 6	
I0084749-P002503LF	/	X4 SAS CABLE ASSEMBLY	28 AWG	0.25M	2, 4, 6	2, 4, 6	
I0084749-P010003LF	/	X4 SAS CABLE ASSEMBLY	28 AWG	1M	2, 4, 6	2, 4, 6	
I0084749-P015003LF	/	X4 SAS CABLE ASSEMBLY	28 AWG	1.5M	2, 4, 6	2, 4, 6	
I0084749-P020003LF	/	X4 SAS CABLE ASSEMBLY	28 AWG	2M	2, 4, 6	2, 4, 6	
I0084749-P025003LF	/	X4 SAS CABLE ASSEMBLY	28 AWG	2.5M	2, 4, 6	2, 4, 6	
I0084749-P030003LF	/	X4 SAS CABLE ASSEMBLY	28 AWG	3M	2, 4, 6	2, 4, 6	
I0084749-M060006LF	/	X4 SAS CABLE ASSEMBLY	24 AWG	6M	2, 4	4, 6	SAS, TABLE ROUTING (OUT PORT), TO SUBTRACTIVE ROUTING (IN PORT)
I0084749-N010006LF	/	X4 SAS CABLE ASSEMBLY	26 AWG	1M	2, 4	4, 6	
I0084749-N030006LF	/	X4 SAS CABLE ASSEMBLY	26 AWG	3M	2, 4	4, 6	
I0084749-N040006LF	/	X4 SAS CABLE ASSEMBLY	26 AWG	4M	2, 4	4, 6	
I0084749-N050006LF	/	X4 SAS CABLE ASSEMBLY	26 AWG	5M	2, 4	4, 6	
I0084749-P010006LF	0405G005	X4 SAS CABLE ASSEMBLY	28 AWG	1M	2, 4	4, 6	
I0084749-P020006LF	/	X4 SAS CABLE ASSEMBLY	28 AWG	2M	2, 4	4, 6	
I0084749-P030006LF	0405G003	X4 SAS CABLE ASSEMBLY	28 AWG	3M	2, 4	4, 6	

MINI SAS 2.0 KEYING OPTIONS

spec ref	---	dr	Stu Stoner	2008/02/05	projection	MM	size	A3	scale	1:1							
tolerance std	---	eng	Tom Feng	2014/09/24			ecn no	ELX-N-18883-1									
---	TOLERANCES UNLESS OTHERWISE SPECIFIED	chr	-	-			product family	MiniSAS/SATA	rel level	Released							
surface	✓	appr	Delhy Liu	2014/09/24			title	FINAL CABLE ASSEMBLY-ALTERNATE CABLE		rev	H						
---	linear	<table border="1"> <tr><td>0.X</td><td>±0.3</td></tr> <tr><td>0.XX</td><td>±0.10</td></tr> <tr><td>0.XXX</td><td>±0.050</td></tr> </table>		0.X	±0.3	0.XX	±0.10	0.XXX	±0.050	cat. no.	-	Product - Customer Drw	sheet 2 of 6	<table border="1"> <tr><td>dwg no</td><td>10084749</td></tr> </table>		dwg no	10084749
0.X	±0.3																
0.XX	±0.10																
0.XXX	±0.050																
dwg no	10084749																
---	angular	<table border="1"> <tr><td>0°</td><td>±2°</td></tr> </table>		0°	±2°	www.fci.com		STATUS:Released		Printed: Sep 24, 2014							
0°	±2°																

SATA

PRODUCT NUMBER SEE NOTE 4	DESCRIPTION	GAUGE	"DIM L" LENGTH	END P1 KEY SLOT	END P2 KEY SLOT	IDENTIFIER
10084749-M060004LF	X4 SATA CABLE ASSEMBLY	24 AWG	6M	1,4	1,4	X CABLE, SATA
10084749-N020004LF	X4 SATA CABLE ASSEMBLY	26 AWG	2M	1,4	1,4	
10084749-N040004LF	X4 SATA CABLE ASSEMBLY	26 AWG	4M	1,4	1,4	
10084749-N050004LF	X4 SATA CABLE ASSEMBLY	26 AWG	5M	1,4	1,4	
10084749-P010004LF	X4 SATA CABLE ASSEMBLY	28 AWG	1M	1,4	1,4	
10084749-P030004LF	X4 SATA CABLE ASSEMBLY	28 AWG	3M	1,4	1,4	
10084749-M060005LF	X4 SATA CABLE ASSEMBLY	24 AWG	6M	7	7	M CABLE, SATA
10084749-N020005LF	X4 SATA CABLE ASSEMBLY	26 AWG	2M	7	7	
10084749-N040005LF	X4 SATA CABLE ASSEMBLY	26 AWG	4M	7	7	
10084749-N050005LF	X4 SATA CABLE ASSEMBLY	26 AWG	5M	7	7	
10084749-P010005LF	X4 SATA CABLE ASSEMBLY	28 AWG	1M	7	7	
10084749-P030005LF	X4 SATA CABLE ASSEMBLY	28 AWG	3M	7	7	



**BEND RADIUS
(24 AWG SHOWN)**

CABLE	DIM "A"	DIM "B"
24 AWG	(R46.9)	(Ø 9.5mm)
26 AWG	(R41.7)	(Ø 8.3mm)
28 AWG	(R37.7)	(Ø 7.6mm)



KEY SLOT 1 & 4
X CABLE, SATA



KEY SLOT 7
M CABLE, SATA

SATA KEYING OPTIONS

spec ref	---	dr	Stu Stoner	2008/02/05	projection	MM	size	A3	scale	1:1
tolerance std	---	eng	Tom Feng	2014/09/24			ecn no	ELX-N-18883-1	rel level	Released
---	TOLERANCES UNLESS OTHERWISE SPECIFIED	chr	-	-						
surface	✓	appr	Delhly Liu	2014/09/24	product family	MiniSAS/SATA	rel level	Released	rev	H
linear	0.X ±0.3			title	FINAL CABLE ASSEMBLY-ALTERNATE CABLE		dwg no	10084749		
	0.XX ±0.10	www.fci.com		cat. no.	-		Product - Customer Drw	sheet 3 of 6		
	0.XXX ±0.050									
angular	0° ±2°									

A

B

C

D

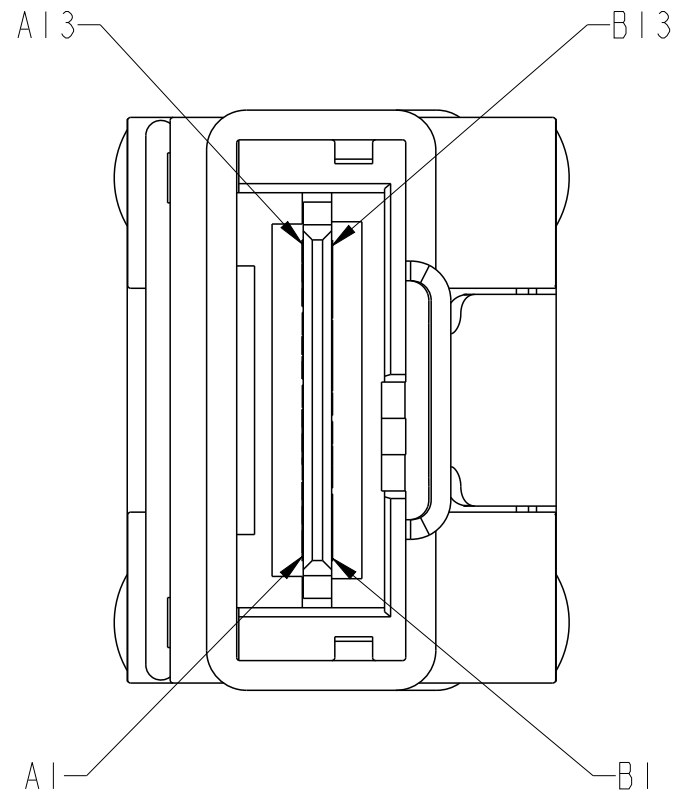
A

B

C

D

WIRING LIST SEE NOTE 7



	GND	A1	—	B1	GND
	Rx 0+	A2	←	B2	Tx 0+
	Rx 0-	A3	←	B3	Tx 0-
	GND	A4	—	B4	GND
	Rx 1+	A5	←	B5	Tx 1+
	Rx 1-	A6	←	B6	Tx 1-
	GND	A7	—	B7	GND
	Rx 2+	A8	←	B8	Tx 2+
	Rx 2-	A9	←	B9	Tx 2-
	GND	A10	—	B10	GND
	Rx 3+	A11	←	B11	Tx 3+
	Rx 3-	A12	←	B12	Tx 3-
	GND	A13	—	B13	GND
P1	GND	B1	—	A1	GND
	Tx 0+	B2	→	A2	Rx 0+
	Tx 0-	B3	→	A3	Rx 0-
	GND	B4	—	A4	GND
	Tx 1+	B5	→	A5	Rx 1+
	Tx 1-	B6	→	A6	Rx 1-
	GND	B7	—	A7	GND
	Tx 2+	B8	→	A8	Rx 2+
	Tx 2-	B9	→	A9	Rx 2-
	GND	B10	—	A10	GND
	Tx 3+	B11	→	A11	Rx 3+
	Tx 3-	B12	→	A12	Rx 3-
	GND	B13	—	A13	GND
					P2



Copyright FCI.

spec ref	---	dr	Stu Stoner	2008/02/05	projection	MM	size	A3	scale	1:1
tolerance std	---	eng	Tom Feng	2014/09/24			ecn no	ELX-N-18883-1	rel level	Released
---	TOLERANCES UNLESS OTHERWISE SPECIFIED	chr	-	-						
surface	✓	appr	Delhy Liu	2014/09/24	product family	MiniSAS/SATA				
linear	0.X ±0.3			title FINAL CABLE ASSEMBLY-ALTERNATE CABLE Mini SAS 2.0/SATA (CRKT)		dwg no 10084749		rev H		
	0.XX ±0.10									
	0.XXX ±0.050									
angular	0° ±2°	www.fci.com	cat. no.	-	Product - Customer Drw		sheet 4 of 6			

NOTES:

- ① - MATERIAL:
 BACK SHELLS: ZINC DIECAST
 PULL TAB: MOLDED THERMOPLASTIC
 LATCH: STAINLESS STEEL
 JET MELT: POLYAMIDE POLYMER
- 2 - ELECTRICAL PERFORMANCE PER CURRENT REVISION
 OF SERIAL ATA, T10/I760-D (SAS-2 REQUIREMENTS).
- ③ - THIS PRODUCT MEETS THE RESTRICTION OF HAZARDOUS SUBSTANCES IN
 ELECTRICAL AND ELECTRONIC EQUIPMENT (RoHS) DIRECTIVE (2002/95/EC)

4 - PART NUMBER DESCRIPTION

10084749 - X XX XX XX LF



- ⑤ - UNLESS OTHERWISE SPECIFIED ASSEMBLED LENGTH TOLERANCE IS TO BE:
 < 1 METER = $\pm 25.0\text{mm}$
 > 1 METER TO 6 METERS = $\pm 2\%$ OF "DIM L"

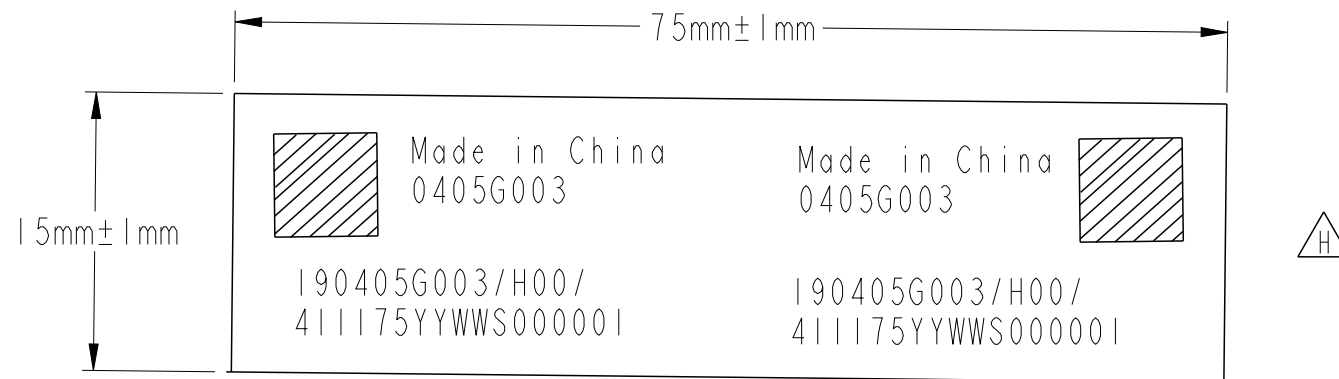
spec ref	---	dr	Stu Stoner	2008/02/05	projection	MM	size	A3	scale	1:1
tolerance std	---	eng	Tom Feng	2014/09/24		← →	ecn no	ELX-N-18883-1		
---	TOLERANCES UNLESS OTHERWISE SPECIFIED	chr	-	-			product family	MiniSAS/SATA	rel level	Released
surface	✓	appr	Delhy Liu	2014/09/24	title		dwg no	10084749	rev	H
---	linear	www.fci.com		cat. no.	-	Product - Customer Drw		sheet 5 of 6		
	angular	0°	$\pm 2^\circ$							



Copyright FCI.

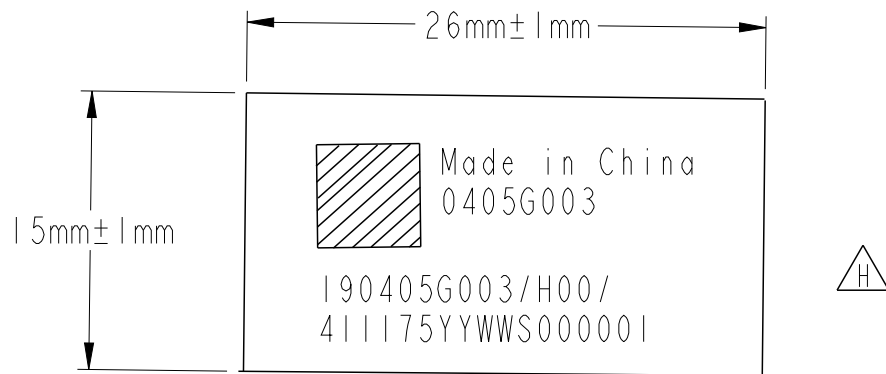
NOTES CONTINUED:

- ⑥ - UNLESS OTHERWISE SPECIFIED LABEL POSITION IS TO BE 100mm FROM REAR OF CONNECTOR.
LABEL DETAILS:



FONT SHALL BE CLEARLY VISIBLE AND BLACK IN COLOR.

- ⑦ - ALL CABLE ASSEMBLIES SHALL BE 100% TESTED FOR CONTINUITY AS DEFINED IN WIRING LIST.
- ⑧ - UNLESS OTHERWISE SPECIFIED ALL CABLE ASSEMBLIES SHALL BE 100% HI-POT TESTED BY APPLYING 300V DC FOR A MINIMUM OF 10ms, UNLESS ACTIVE COMPONENTS ARE USED IN THIS ASSEMBLY.
- 9 - OTHER TESTING PERFORMED AS REQUIRED BY PRODUCT SPECIFICATION: GS-12-548.
- 10 - PACKAGING OF LEAD FREE PRODUCTS MEETS LABELING AND PACKAGING PER SPECIFICATION GS-14-920. PACKAGE CABLE ASSEMBLIES PER GS-14-1272. ADD DUST COVER ON MINI-SAS CONNECTOR WHEN PACKAGE FOR SHIPMENT NEED STICK BELOW LABEL ON PE BAG.



11. THIS DIMENSION IS A FINISHED PRODUCT LENGTH.

12. A "△" SYMBOL WILL BE NEXT TO ANY DIMENSION, VIEW, OR NOTE WHICH HAS BEEN MODIFIED WITH THE CURRENT DRAWING REVISION. THE CURRENT REVISION WILL BE SHOWN IN THE SYMBOL.

spec ref	---	dr	Stu Stoner	2008/02/05	projection	MM	size	A3	scale	1:1
tolerance std	---	eng	Tom Feng	2014/09/24			ecn no		ELX-N-18883-1	
---	TOLERANCES UNLESS OTHERWISE SPECIFIED	chr	-	-			product family	MiniSAS/SATA	rel level	
surface	✓	appr	Delhy Liu	2014/09/24			title FINAL CABLE ASSEMBLY-ALTERNATE CABLE Mini SAS 2.0/SATA (CRKT)		dwg no 10084749	rev H
---	linear	0.X ±0.3 0.XX ±0.10 0.XXX ±0.050		www.fci.com	cat. no.	-	Product - Customer Drw		sheet 6 of 6	
---	angular	0° ±2°								



Copyright FCI.

Компания «Life Electronics» занимается поставками электронных компонентов импортного и отечественного производства от производителей и со складов крупных дистрибьюторов Европы, Америки и Азии.

С конца 2013 года компания активно расширяет линейку поставок компонентов по направлению коаксиальный кабель, кварцевые генераторы и конденсаторы (керамические, пленочные, электролитические), за счёт заключения дистрибьюторских договоров

Мы предлагаем:

- Конкурентоспособные цены и скидки постоянным клиентам.
- Специальные условия для постоянных клиентов.
- Подбор аналогов.
- Поставку компонентов в любых объемах, удовлетворяющих вашим потребностям.
- Приемлемые сроки поставки, возможна ускоренная поставка.
- Доставку товара в любую точку России и стран СНГ.
- Комплексную поставку.
- Работу по проектам и поставку образцов.
- Формирование склада под заказчика.
- Сертификаты соответствия на поставляемую продукцию (по желанию клиента).
- Тестирование поставляемой продукции.
- Поставку компонентов, требующих военную и космическую приемку.
- Входной контроль качества.
- Наличие сертификата ISO.

В составе нашей компании организован Конструкторский отдел, призванный помогать разработчикам, и инженерам.

Конструкторский отдел помогает осуществить:

- Регистрацию проекта у производителя компонентов.
- Техническую поддержку проекта.
- Защиту от снятия компонента с производства.
- Оценку стоимости проекта по компонентам.
- Изготовление тестовой платы монтаж и пусконаладочные работы.



Тел: +7 (812) 336 43 04 (многоканальный)

Email: org@lifeelectronics.ru