

BGA416

RF Cascode Amplifier

Small Signal Discretes



Never stop thinking

Edition 2008-04-21

**Published by Infineon Technologies AG,
81726 München, Germany**

**© Infineon Technologies AG 2008.
All Rights Reserved.**

Attention please!

The information herein is given to describe certain components and shall not be considered as a guarantee of characteristics.

Terms of delivery and rights to technical change reserved.

We hereby disclaim any and all warranties, including but not limited to warranties of non-infringement, regarding circuits, descriptions and charts stated herein.

Information

For further information on technology, delivery terms and conditions and prices please contact your nearest Infineon Technologies Office (www.infineon.com).

Warnings

Due to technical requirements components may contain dangerous substances. For information on the types in question please contact your nearest Infineon Technologies Office.

Infineon Technologies Components may only be used in life-support devices or systems with the express written approval of Infineon Technologies, if a failure of such components can reasonably be expected to cause the failure of that life-support device or system, or to affect the safety or effectiveness of that device or system. Life support devices or systems are intended to be implanted in the human body, or to support and/or maintain and sustain and/or protect human life. If they fail, it is reasonable to assume that the health of the user or other persons may be endangered.

BGA416, RF Cascode Amplifier

Revision History: 2008-04-21, Rev. 2.1

Previous Version: 2005-07-26

Page	Subjects (major changes since last revision)
All	Document layout change
4-5	Electrical Characteristics slightly changed
7-8	Figures updated

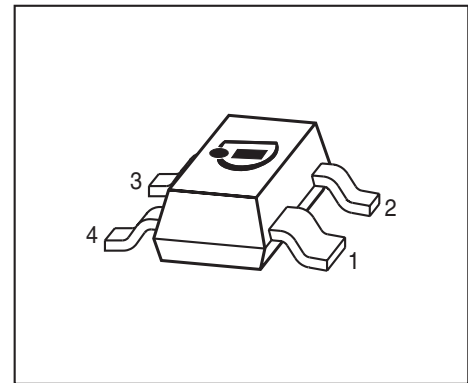
Trademarks

SIEGET[®] is a registered trademark of Infineon Technologies AG.

1 RF Cascode Amplifier

Feature

- $G_{MA} = 23$ dB at 900 MHz
- Ultra high reverse isolation, 60 dB at 900 MHz
- Low noise figure, $F_{50\Omega} = 1.2$ dB at 900 MHz
- On chip bias circuitry, 5.5 mA bias current at $V_{CC} = 3$ V
- Typical supply voltage: 2.5 to 5.0 V
- SIEGET[®]-25 technology
- Pb-free (RoHS compliant) package



SOT143

Applications

- Buffer amplifier
- LNAs
- Oscillator active devices

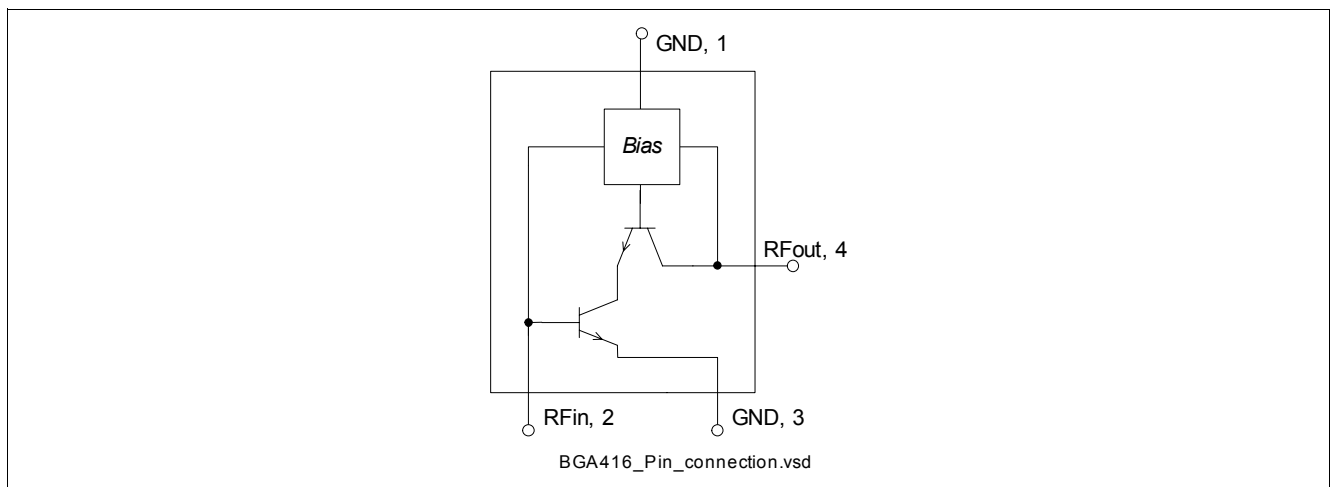


Figure 1 Pin connection

Description

BGA416 is a monolithic silicon cascode amplifier with high reverse isolation. A bias network is integrated for simplified biasing.

Type	Package	Marking
BGA416	SOT143	C1s

Note: **ESD:** Electrostatic discharge sensitive device, observe handling precaution

Maximum Ratings

Table 1 Maximum ratings

Parameter	Symbol	Limit Value	Unit
Voltage at pin RFout	V_{OUT}	6	V
Device current ¹⁾	I_D	20	mA
Current into pin RFin	I_{in}	0.5	mA
Input power	P_{in}	8	dBm
Total power dissipation, $T_S < 123^\circ\text{C}^{2)}$	P_{tot}	100	mW
Junction temperature	T_J	150	$^\circ\text{C}$
Ambient temperature range	T_A	-65... 150	$^\circ\text{C}$
Storage temperature range	T_{STG}	-65... 150	$^\circ\text{C}$

1) Device current is equal to current into pin RFout

2) T_S is measured on the ground lead at the soldering point

Note: All Voltages refer to GND-Node

Thermal resistance

Table 2 Thermal resistance

Parameter	Symbol	Value	Unit
Junction - soldering point ¹⁾	R_{thJS}	270	K/W

1) For calculation of R_{thJA} please refer to Application Note Thermal Resistance

2 Electrical Characteristics

Electrical characteristics at $T_A = 25^\circ\text{C}$ (measured in test circuit specified in [Figure 2](#))

$V_{CC} = 3\text{ V}$, unless otherwise specified

Table 3 Electrical Characteristics

Parameter	Symbol	Values			Unit	Note / Test Condition
		Min.	Typ.	Max.		
Maximum available power gain	G_{MA}		23		dB	$f = 0.9\text{ GHz}$
			14		dB	$f = 1.8\text{ GHz}$
Insertion power gain	$ S_{21} ^2$		17		dB	$f = 0.9\text{ GHz}$
			11		dB	$f = 1.8\text{ GHz}$
Reverse isolation	$ S_{12} $		60		dB	$f = 0.9\text{ GHz}$
			40		dB	$f = 1.8\text{ GHz}$
Noise figure ($Z_S = 50\ \Omega$)	$F_{50\Omega}$		1.2		dB	$f = 0.9\text{ GHz}$
			1.6		dB	$f = 1.8\text{ GHz}$
Output power at 1 dB gain compression ($Z_S = Z_L = 50\ \Omega$)	P_{-1dB}		-3		dBm	$f = 0.9\text{ GHz}$
			-3		dBm	$f = 1.8\text{ GHz}$
Output third order intercept point ($Z_S = Z_L = 50\ \Omega$)	OIP_3		14		dBm	$f = 0.9\text{ GHz}$
			14		dBm	$f = 1.8\text{ GHz}$
Device current	I_D		5.5		mA	

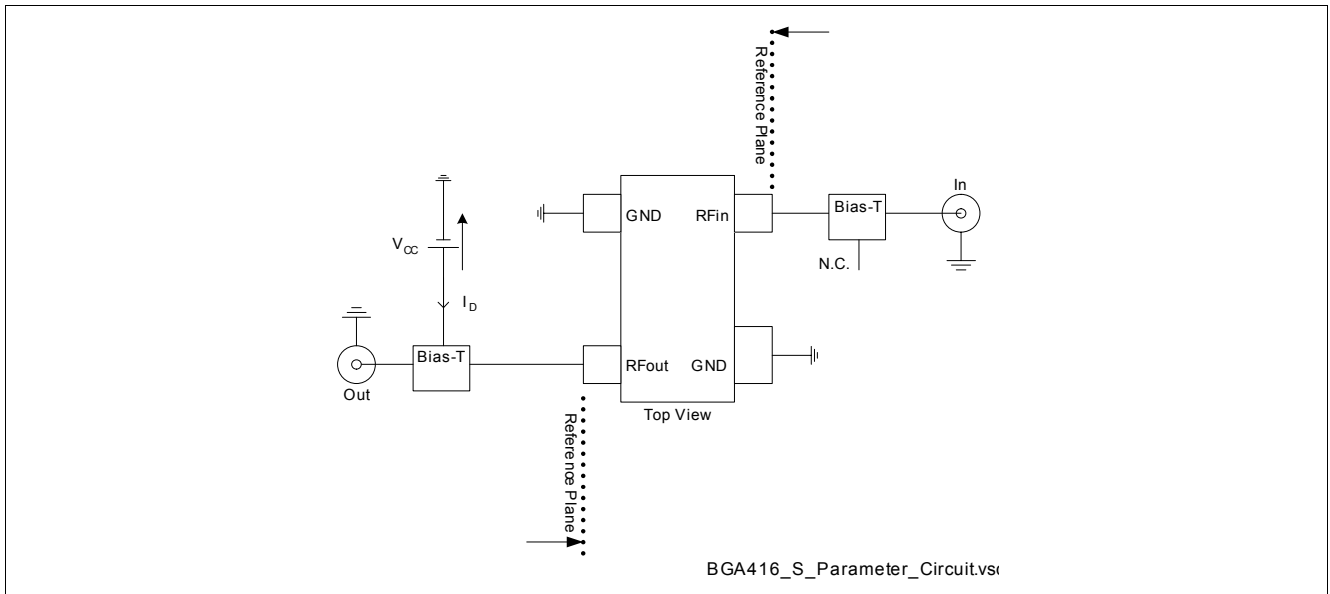
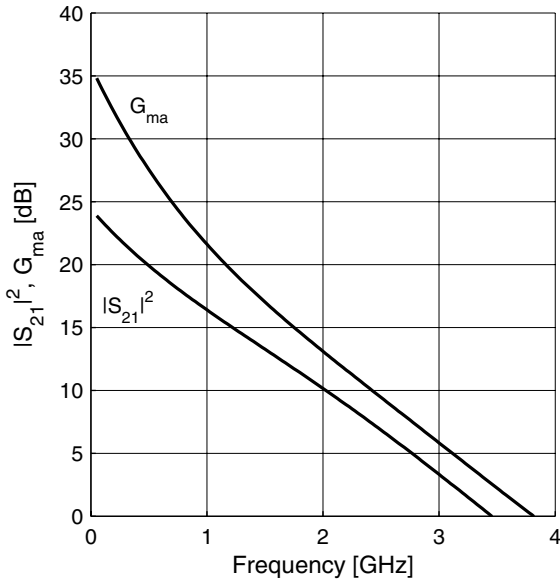


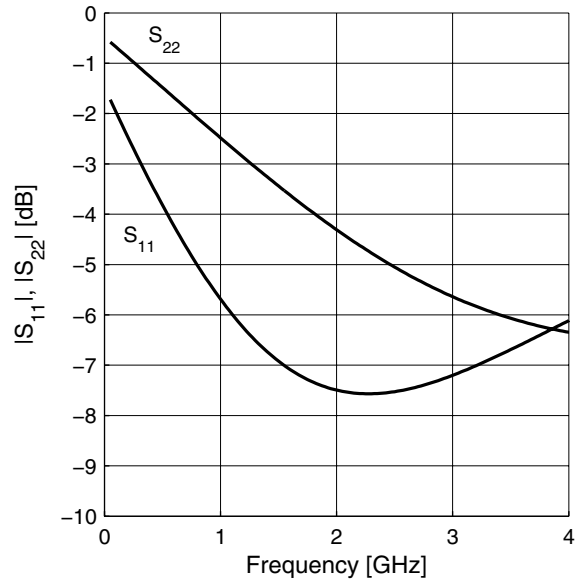
Figure 2 Test Circuit for Electrical Characteristics

3 Measured Parameters

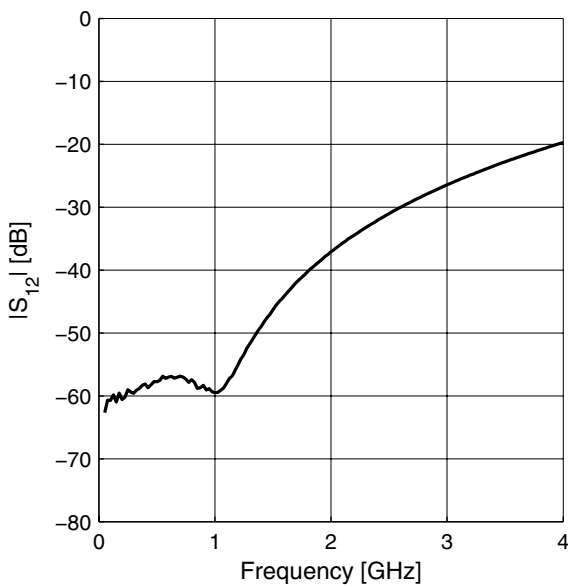
Power Gain $|S_{21}|^2, G_{ma} = f(f)$
 $V_{CC} = 3V, I_D = 5.5mA$



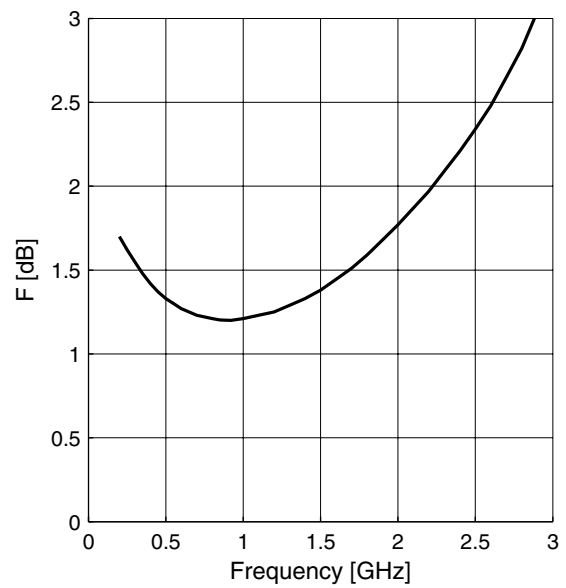
Matching $|S_{11}|, |S_{22}| = f(f)$
 $V_{CC} = 3V, I_D = 5.5mA$



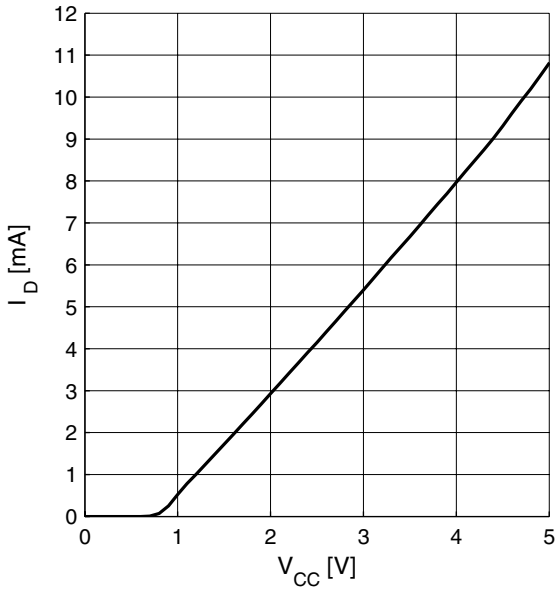
Reverse Isolation $|S_{12}| = f(f)$
 $V_{CC} = 3V, I_D = 5.5mA$



Noise figure $F = f(f)$
 $V_{CC} = 3V, I_D = 5.5mA$



Device Current $I_D = f(V_{CC})$



4 Package Information

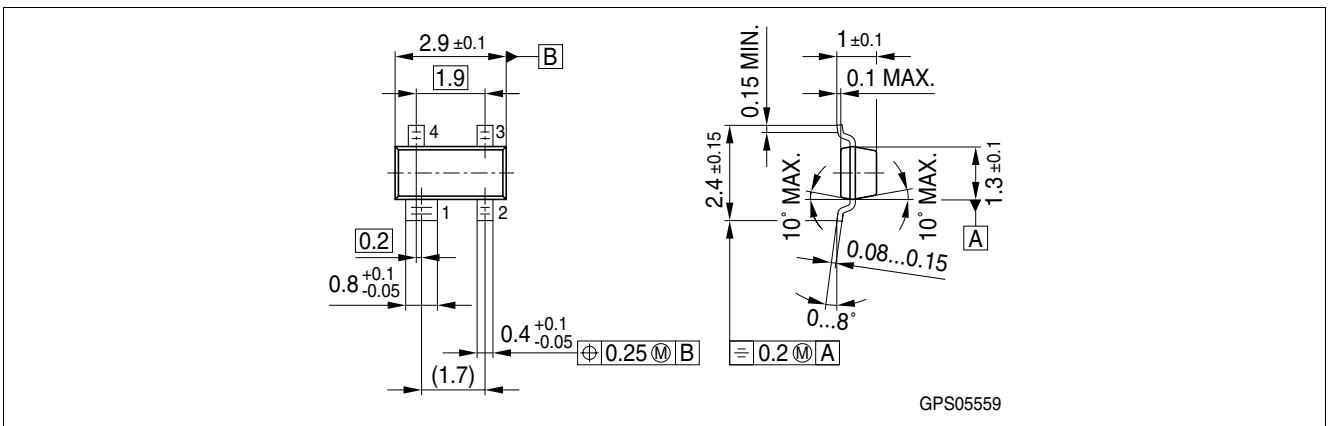


Figure 3 Package Outline SOT143

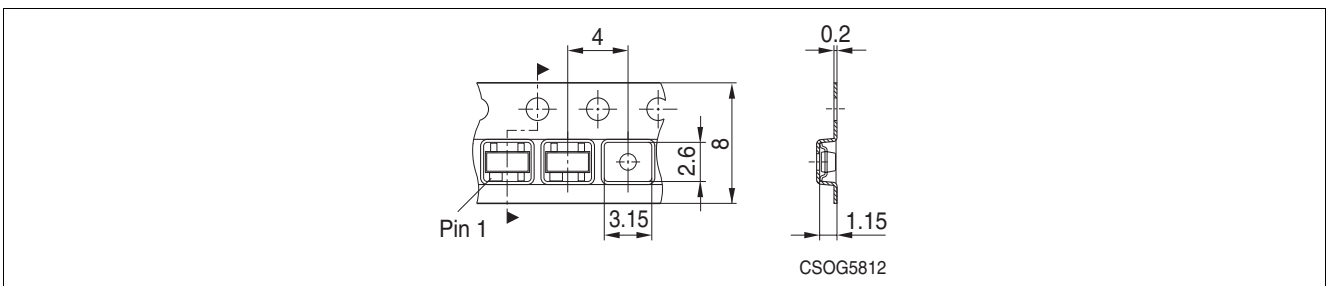


Figure 4 Tape for SOT143

Компания «Life Electronics» занимается поставками электронных компонентов импортного и отечественного производства от производителей и со складов крупных дистрибьюторов Европы, Америки и Азии.

С конца 2013 года компания активно расширяет линейку поставок компонентов по направлению коаксиальный кабель, кварцевые генераторы и конденсаторы (керамические, пленочные, электролитические), за счёт заключения дистрибьюторских договоров

Мы предлагаем:

- Конкурентоспособные цены и скидки постоянным клиентам.
- Специальные условия для постоянных клиентов.
- Подбор аналогов.
- Поставку компонентов в любых объемах, удовлетворяющих вашим потребностям.
- Приемлемые сроки поставки, возможна ускоренная поставка.
- Доставку товара в любую точку России и стран СНГ.
- Комплексную поставку.
- Работу по проектам и поставку образцов.
- Формирование склада под заказчика.
- Сертификаты соответствия на поставляемую продукцию (по желанию клиента).
- Тестирование поставляемой продукции.
- Поставку компонентов, требующих военную и космическую приемку.
- Входной контроль качества.
- Наличие сертификата ISO.

В составе нашей компании организован Конструкторский отдел, призванный помогать разработчикам, и инженерам.

Конструкторский отдел помогает осуществить:

- Регистрацию проекта у производителя компонентов.
- Техническую поддержку проекта.
- Защиту от снятия компонента с производства.
- Оценку стоимости проекта по компонентам.
- Изготовление тестовой платы монтаж и пусконаладочные работы.



Тел: +7 (812) 336 43 04 (многоканальный)

Email: org@lifeelectronics.ru