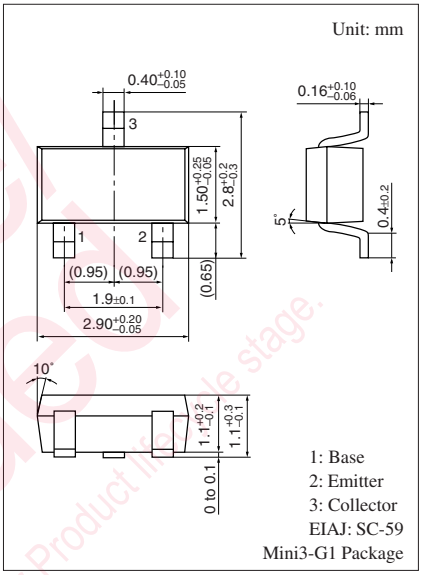
2SA1034, 2SA1035

Silicon PNP epitaxial planar type

For low-frequency and low-noise amplification
Complementary to 2SC2405, 2SC2406



Marking Symbol:

- 2SA1034: F
- 2SA1035: H

■ Features

- Low noise voltage NV
- High forward current transfer ratio h_{FE}
- Mini type package, allowing downsizing of the equipment and automatic insertion through the tape packing and the magazine packing

■ Absolute Maximum Ratings $T_a = 25°C$

Parameter		Symbol	Rating	Unit
Collector-base voltage (Emitter open)	2SA1034	V_{CBO}	−35	V
	2SA1035		−55	
Collector-emitter voltage (Base open)	2SA1034	V_{CEO}	−35	V
	2SA1035		−55	
Emitter-base voltage (Collector open)		V_{EBO}	−5	V
Collector current		I_C	−50	mA
Peak collector current		I_{CP}	−100	mA
Collector power dissipation		P_C	200	mW
Junction temperature		T_j	150	°C
Storage temperature		T_{stg}	−55 to +150	°C

■ Electrical Characteristics $T_a = 25°C \pm 3°C$

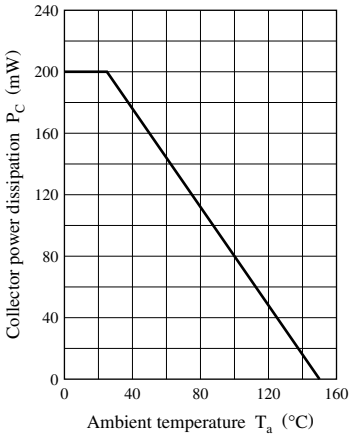
Parameter		Symbol	Conditions	Min	Typ	Max	Unit
Collector-base voltage (Emitter open)	2SA1034	V_{CBO}	$I_C = -10\ \mu A$, $I_E = 0$	−35			V
	2SA1035			−55			
Collector-emitter voltage (Base open)	2SA1034	V_{CEO}	$I_C = -2$ mA, $I_B = 0$	−35			V
	2SA1035			−55			
Emitter-base voltage (Collector open)		V_{EBO}	$I_E = -10\ \mu A$, $I_C = 0$	−5			V
Base-emitter voltage *1		V_{BE}	$V_{CE} = -1$ V, $I_C = -100$ mA		− 0.7	−1.0	V
Collector-base cutoff current (Emitter open)		I_{CBO}	$V_{CB} = -10$ V, $I_E = 0$			− 0.1	μA
Collector-emitter cutoff current (Base open)		I_{CEO}	$V_{CE} = -10$ V, $I_B = 0$			−1	μA
Forward current transfer ratio *2		h_{FE}	$V_{CE} = -5$ V, $I_C = -2$ mA	180		700	—
Collector-emitter saturation voltage *1		$V_{CE(sat)}$	$I_C = -100$ mA, $I_B = -10$ mA			− 0.6	V
Transition frequency		f_T	$V_{CB} = -5$ V, $I_E = 2$ mA, f = 200 MHz		200		MHz
Noise voltage		NV	$V_{CE} = -10$ V, $I_C = -1$ mA, $G_V = 80$ dB $R_g = 100$ kΩ, Function = FLAT			150	mV

Note) 1. Measuring methods are based on JAPANESE INDUSTRIAL STANDARD JIS C 7030 measuring methods for transistors.
2. ∗1: Pulse measurement
∗2: Rank classification

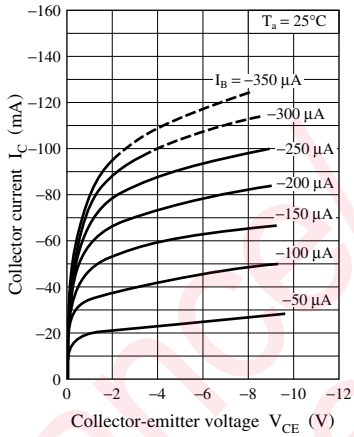
Rank	R	S	T
h_{FE}	180 to 360	260 to 520	360 to 700

Maintenance/ Discontinued
Planned maintenance type
Planned discontinued type
Please visit following URL and check latest information.
http://www.semicon.panasonic.co.jp/en/

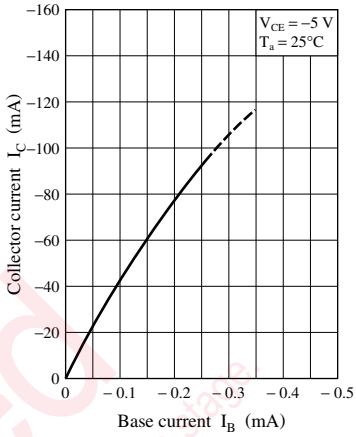
P_C — T_a



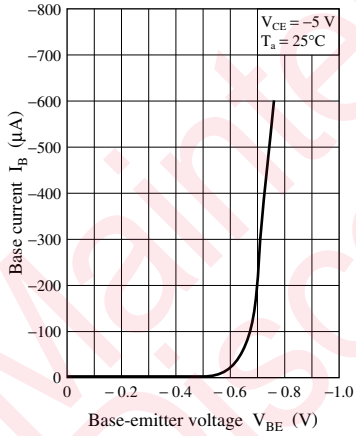
I_C — V_{CE}



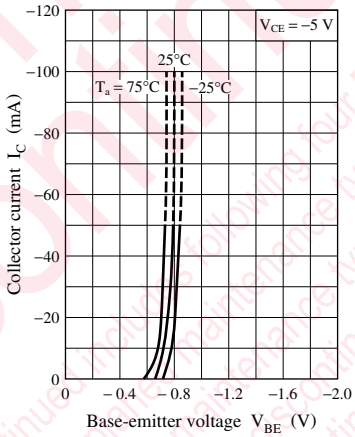
I_C — I_B



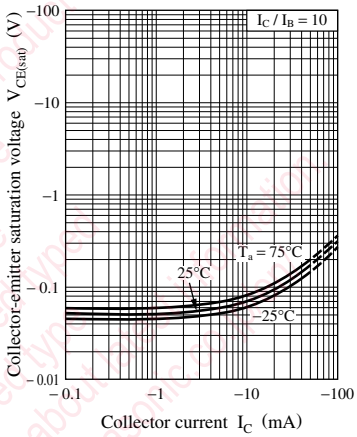
I_B — V_{BE}



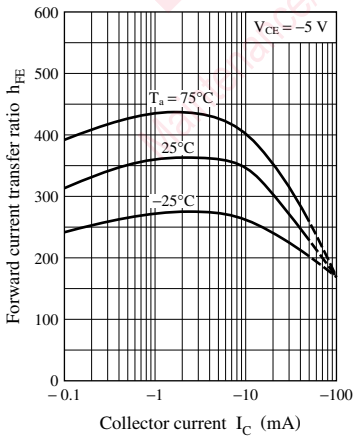
I_C — V_{BE}



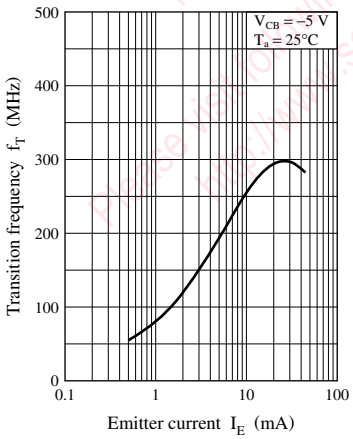
$V_{CE(sat)}$ — I_C



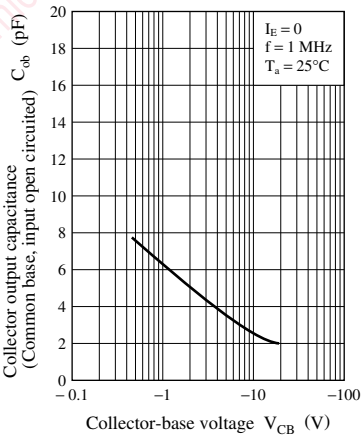
h_{FE} — I_C



f_T — I_E

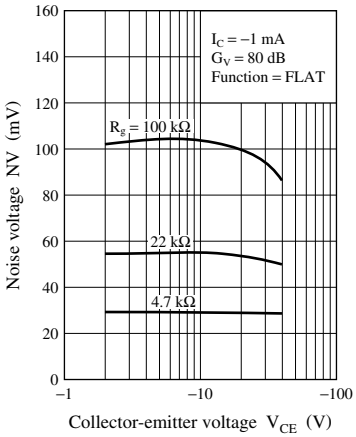


C_{ob} — V_{CB}

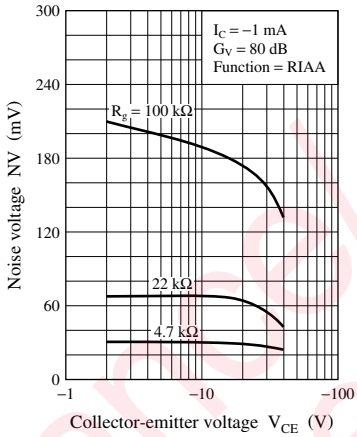


Maintenance/Discontinued
Please visit the following URL about the alternative product.
http://www.semicon.panasonic.co.jp/en/

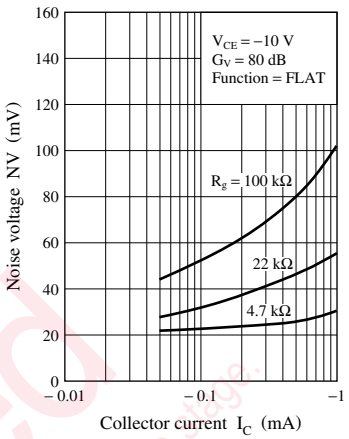
NV — V_{CE}



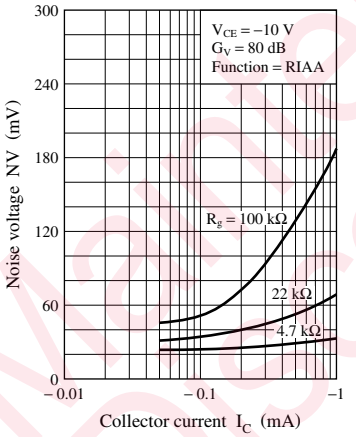
NV — V_{CE}



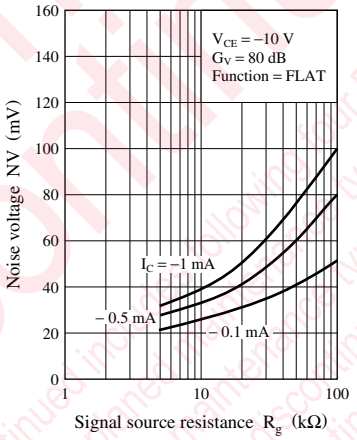
NV — I_C



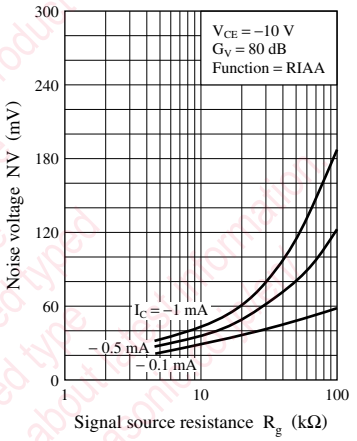
NV — I_C



NV — R_g



NV — R_g



Maintenance/Discontinued
Please visit following URL about the latest information on planned discontinued type.
http://www.semicon.panasonic.co.jp/en/

Request for your special attention and precautions in using the technical information and semiconductors described in this book

(1) If any of the products or technical information described in this book is to be exported or provided to non-residents, the laws and regulations of the exporting country, especially, those with regard to security export control, must be observed.

(2) The technical information described in this book is intended only to show the main characteristics and application circuit examples of the products, and no license is granted under any intellectual property right or other right owned by our company or any other company. Therefore, no responsibility is assumed by our company as to the infringement upon any such right owned by any other company which may arise as a result of the use of technical information described in this book.

(3) The products described in this book are intended to be used for standard applications or general electronic equipment (such as office equipment, communications equipment, measuring instruments and household appliances).
Consult our sales staff in advance for information on the following applications:
- Special applications (such as for airplanes, aerospace, automobiles, traffic control equipment, combustion equipment, life support systems and safety devices) in which exceptional quality and reliability are required, or if the failure or malfunction of the products may directly jeopardize life or harm the human body.
- Any applications other than the standard applications intended.

(4) The products and product specifications described in this book are subject to change without notice for modification and/or improvement. At the final stage of your design, purchasing, or use of the products, therefore, ask for the most up-to-date Product Standards in advance to make sure that the latest specifications satisfy your requirements.

(5) When designing your equipment, comply with the range of absolute maximum rating and the guaranteed operating conditions (operating power supply voltage and operating environment etc.). Especially, please be careful not to exceed the range of absolute maximum rating on the transient state, such as power-on, power-off and mode-switching. Otherwise, we will not be liable for any defect which may arise later in your equipment.
 Even when the products are used within the guaranteed values, take into the consideration of incidence of break down and failure mode, possible to occur to semiconductor products. Measures on the systems such as redundant design, arresting the spread of fire or preventing glitch are recommended in order to prevent physical injury, fire, social damages, for example, by using the products.

(6) Comply with the instructions for use in order to prevent breakdown and characteristics change due to external factors (ESD, EOS, thermal stress and mechanical stress) at the time of handling, mounting or at customer's process. When using products for which damp-proof packing is required, satisfy the conditions, such as shelf life and the elapsed time since first opening the packages.

(7) This book may be not reprinted or reproduced whether wholly or partially, without the prior written permission of Matsushita Electric Industrial Co., Ltd.

Maintenance/Discontinued
Maintenance/Discontinued includes following Products
planed maintenance type
maintenance type
planed discontinued type
discontinued type
Please visit following URL about latest information.
http://www.semicon.panasonic.co.jp/en/

LifeElectronics
Живое партнерство

ООО «ЛайфЭлектроникс» **“LifeElectronics” LLC**

ИНН 7805602321 КПП 780501001 Р/С 40702810122510004610 ФАКБ "АБСОЛЮТ БАНК" (ЗАО) в г.Санкт-Петербурге К/С 30101810900000000703 БИК 044030703

Компания «Life Electronics» занимается поставками электронных компонентов импортного и отечественного производства от производителей и со складов крупных дистрибьюторов Европы, Америки и Азии.

С конца 2013 года компания активно расширяет линейку поставок компонентов по направлению коаксиальный кабель, кварцевые генераторы и конденсаторы (керамические, пленочные, электролитические), за счёт заключения дистрибьюторских договоров

Мы предлагаем:

- *Конкурентоспособные цены и скидки постоянным клиентам.*
- *Специальные условия для постоянных клиентов.*
- *Подбор аналогов.*
- *Поставку компонентов в любых объемах, удовлетворяющих вашим потребностям.*

- *Приемлемые сроки поставки, возможна ускоренная поставка.*
- *Доставку товара в любую точку России и стран СНГ.*
- *Комплексную поставку.*
- *Работу по проектам и поставку образцов.*
- *Формирование склада под заказчика.*

- *Сертификаты соответствия на поставляемую продукцию (по желанию клиента).*
- *Тестирование поставляемой продукции.*
- *Поставку компонентов, требующих военную и космическую приемку.*
- *Входной контроль качества.*
- *Наличие сертификата ISO.*

В составе нашей компании организован Конструкторский отдел, призванный помогать разработчикам, и инженерам.

Конструкторский отдел помогает осуществить:

- *Регистрацию проекта у производителя компонентов.*
- *Техническую поддержку проекта.*
- *Защиту от снятия компонента с производства.*
- *Оценку стоимости проекта по компонентам.*
- *Изготовление тестовой платы монтаж и пусконаладочные работы.*

Тел: +7 (812) 336 43 04 (многоканальный)
Email: org@lifeelectronics.ru

www.lifeelectronics.ru