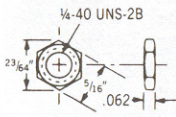
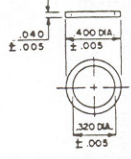
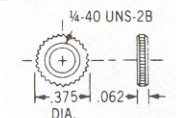
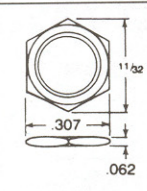
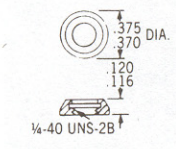
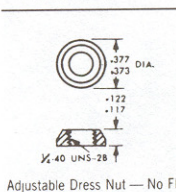
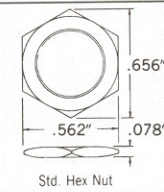
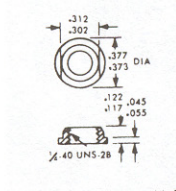
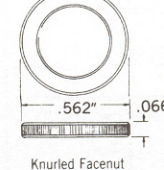
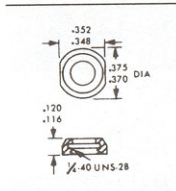
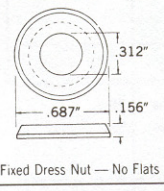
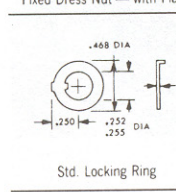
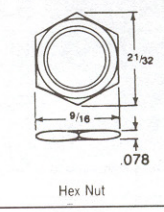
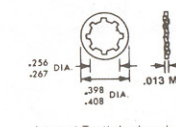
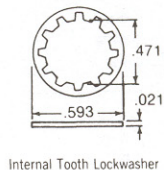


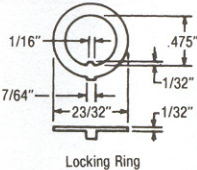
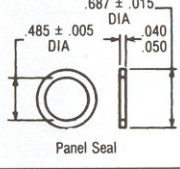
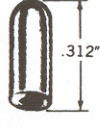
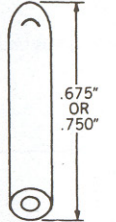
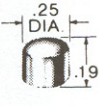
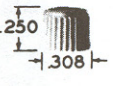
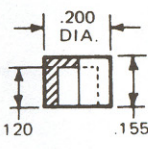
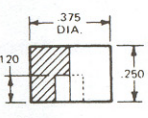
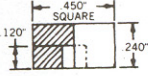
ACCESSORIES (Bold Face Type indicates items normally in Distributor Stock)

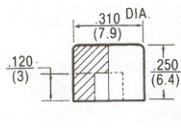




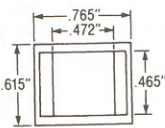
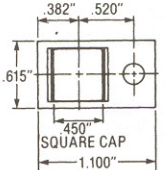
| Part Number | Description | Finish or Color | Part Number | Description | Finish or Color | | |
|--|--|--|---|---|---|--|--|
| For Switches with 1/4-40 UNS — 2A Bushings | | | For Switches with 1/4-40 UNS — 2A Bushings — Cont'd | | | | |
|  <p>Std. Hex Nut</p> | W-NU-11 W-NU-11A W-NU-11B | Standard Facenut and Locknut Standard Facenut and Locknut Standard Facenut and Locknut | Bright Nickel Satin Chrome Black Cupric Oxide |  <p>Panel Seal</p> | W-WA-44 | Seal for Waterproof Switches 1/4-40 Bushing | Gray Neoprene |
|  <p>Knurled Nut</p> | W-NU-31A | Round Knurled Facenut w/Controlled Knurl Pattern — Fits Gulmite = 12 Socket | Bright Nickel |  <p>Hex Nut</p> | 14-454-13 | Hex Locknut | Dull Nickel |
|  <p>Fixed Dress Nut — No Flats</p> | W-NU-14A W-NU-14B | Fixed Dress Nut — No Flats Fixed Dress Nut — No Flats | Satin Chrome Bright Chrome | For Switches with "15/32" | | | |
|  <p>Adjustable Dress Nut — No Flats</p> | W-NU-17A W-NU-17B W-NU-17D W-NU-17E | Adjustable Dress Nut — No Flats Adjustable Dress Nut — No Flats Adjustable Dress Nut — No Flats Adjustable Dress Nut — No Flats | Satin Chrome Bright Nickel Black Anodized Bright Chrome | | | |  <p>Std. Hex Nut</p> |
|  <p>Adjustable Dress Nut — with Flats</p> | W-NU-18A W-NU-18B W-NU-18D W-NU-18E | Adjustable Dress Nut — With Flats Adjustable Dress Nut — With Flats Adjustable Dress Nut — With Flats Adjustable Dress Nut — With Flats | Satin Chrome Bright Nickel Black Anodized Bright Chrome |  <p>Knurled Facenut</p> | W-NU-13 or 15-124F1 | Round Knurled Facenut | Bright Nickel |
|  <p>Fixed Dress Nut — with Flats</p> | W-NU-19A W-NU-19B | Fixed Dress Nut — With Flats Fixed Dress Nut — With Flats | Satin Chrome Bright Nickel |  <p>Fixed Dress Nut — No Flats</p> | W-NU-20B W-NU-20C or 15-994-2 | Fixed Dress Nut — No Flats Fixed Dress Nut — No Flats | Black Anodized Bright Nickel |
|  <p>Std. Locking Ring</p> | W-RI-12 W-RI-12A W-RI-16 | Std. Locking Ring w/Keyway & .468" O.D. Std. Locking Ring w/Keyway & .468" O.D. Locking Ring w/D Flat & .468" O.D. | Bright Nickel Black Cupric Oxide Bright Nickel |  <p>Hex Nut</p> | W-NU-10A or 15-966-6 | Hex Locknut | Semi-Lustre Nickel |
|  <p>Internal Tooth Lockwasher</p> | W-WA-16 W-WA-16A W-WA-45 | Standard Internal Tooth Lockwasher Standard Internal Tooth Lockwasher Mill Lock Washer | Cadmium Plate Black Cupric Oxide Cadmium Plate/ Chromate Dip |  <p>Internal Tooth Lockwasher</p> | W-WA-20 or 16-886 | Standard Internal Tooth Lockwasher | Zinc Chromate |

Contact Electroswitch for availability

ACCESSORIES (Continued)

(Bold Face Type indicates items normally in Distributor Stock)

| | Part Number | Description | Finish or Color |
|---|--|--|---|
| For TOGGLE Switches | | | |
|  | W-R1-10 OR 29-761 | Std. Locking Ring w/keyway and .656" O.D. | Cadmium Plate |
|  | W-WA-48 | Seal for Waterproof Switches (15/32 Bushing) | Neoprine |
|  | W-CAP-10A W-CAP-10B W-CAP-10C W-CAP-10D W-CAP-10E W-CAP-10F W-CAP-10G W-CAP-10H W-CAP-10I W-CAP-10J | Slip on Cap for .410" Length Levers Slip on Cap for .410" Length Levers Slip on Cap for .410" Length Levers Slip on Cap for .410" Length Levers Slip on Cap for .410" Length Levers Slip on Cap for .410" Length Levers Slip on Cap for .410" Length Levers Slip on Cap for .410" Length Levers Slip on Cap for .410" Length Levers Slip on Cap for .410" Length Levers | White Blue Red Black Brown Orange Yellow Green Violet Gray |
|  | W-CAP-11A W-CAP-11B W-CAP-11C W-CAP-14D | .675" Long Slip on Cap for "T" Type Levers .675" Long Slip on Cap for "T" Type Levers .675" Long Slip on Cap for "T" Type Levers .750" Long Slip on Cap for "T" Type Levers | White Red Black Black |
| For PUSHBUTTON Switches | | | |
|  | SW53AA1 SW53AA2 | .250" Push-On Cap for SA1 Series .250" Push-On Cap for SA1 Series | Red Black |
|  | P281B P281R | .308" Push-On Cap for B8000 Series .308" Push-On Cap for B8000 Series | Black Red |
|  | W-KN-12 W-KN-12A W-KN-12B W-KN-16 W-KN-16A W-KN-16B | .200" Push-On Cap for PB Series .200" Push-On Cap for PB Series .200" Push-On Cap for PB Series .200" Push-On Cap for PS Series .200" Push-On Cap for PS Series .200" Push-On Cap for PS Series | Black White Red Black White Red |
|  | W-KN-14 W-KN-14A W-KN-14B W-KN-17 W-KN-17A W-KN-17B | .375" Push-On Cap for PB Series .375" Push-On Cap for PB Series .375" Push-On Cap for PB Series .375" Push-On Cap for PS Series .375" Push-On Cap for PS Series .375" Push-On Cap for PS Series | Black White Red Black White Red |
|  | W-KN-18 W-KN-18A W-KN-18B | .450" Square Cap for PS Series .450" Square Cap for PS Series .450" Square Cap for PS Series | Black White Red |

| | Part Number | Description | Finish or Color |
|--|--|--|--|
| For PUSHBUTTON Switches | | | |
|  | W-KN-31 W-KN-31A W-KN-31B W-KN-32 W-KN-32A W-KN-32B | .310" Push-On Cap for PB Series .310" Push-On Cap for PB Series .310" Push-On Cap for PB Series .310" Push-On Cap for PS Series .310" Push-On Cap for PS Series .310" Push-On Cap for PS Series | Black White Black Black White Black |
|  | W-KN-52 W-KN-52A W-KN-52B | .780" Square Cap for PS Series .780" Square Cap for PS Series .780" Square Cap for PS Series | Black White Red |
|  | W-BZ-21 | .90" Square Bezel for PS Series Used with W-KN-52 Caps above | Black |
|  | W-NU-29A | Decorative Bezel for .310" dia. Caps | Bright Chrome Plate over Brass |
|  | W-NU-30A | Decorative Bezel for .375" dia. Caps | Bright Chrome Plate over Brass |
| For ROCKER and PUSHBUTTON SWITCHES | | | |
|  | W-BZ-12 W-BZ-12A W-BZ-12B | Bezel for J50, J60 & PS Series Bezel for J50, J60 & PS Series Bezel for J50, J60 & PS Series | Black White Red |
|  | W-BZ-15 | LED Bezel for J50, J60 & PS Series | Black |

Contact Electroswitch for availability

Компания «Life Electronics» занимается поставками электронных компонентов импортного и отечественного производства от производителей и со складов крупных дистрибьюторов Европы, Америки и Азии.

С конца 2013 года компания активно расширяет линейку поставок компонентов по направлению коаксиальный кабель, кварцевые генераторы и конденсаторы (керамические, пленочные, электролитические), за счёт заключения дистрибьюторских договоров

Мы предлагаем:

- Конкурентоспособные цены и скидки постоянным клиентам.
- Специальные условия для постоянных клиентов.
- Подбор аналогов.
- Поставку компонентов в любых объемах, удовлетворяющих вашим потребностям.
- Приемлемые сроки поставки, возможна ускоренная поставка.
- Доставку товара в любую точку России и стран СНГ.
- Комплексную поставку.
- Работу по проектам и поставку образцов.
- Формирование склада под заказчика.
- Сертификаты соответствия на поставляемую продукцию (по желанию клиента).
- Тестирование поставляемой продукции.
- Поставку компонентов, требующих военную и космическую приемку.
- Входной контроль качества.
- Наличие сертификата ISO.

В составе нашей компании организован Конструкторский отдел, призванный помогать разработчикам, и инженерам.

Конструкторский отдел помогает осуществить:

- Регистрацию проекта у производителя компонентов.
- Техническую поддержку проекта.
- Защиту от снятия компонента с производства.
- Оценку стоимости проекта по компонентам.
- Изготовление тестовой платы монтаж и пусконаладочные работы.



Тел: +7 (812) 336 43 04 (многоканальный)

Email: org@lifeelectronics.ru