


MCX Connectors

Product Facts

- Snap-on interface facilitates assembly
- Conforms to CECC interface specifications for MCX
- 30% smaller than SMB connectors
- Surface mount tape and reel for high volume
- 50 and 75 ohm versions available



Between Series Adapters

For MCX Between Series Adapters, see pages 251-260.

Tyco Electronics MCX microminiature snap-on connectors offer an excellent blend of size, durability and performance for emerging applications in GPS, automotive and wireless communications. MCX connectors are 30% smaller than traditional snap-on SMB connectors, offering greater packaging density and weight reduction. MCX connectors are mechanically robust with beryllium copper spring fingers rated at a minimum of 500 mating cycles. The snap-on interface facilitates assembly, eliminating the need for a threaded connection, and

ensuring full engagement. The forces to engage and disengage have been optimized to ensure ease of mating as well as to prevent damage to PCB solder connections. MCX connectors are designed for broad band performance, DC-6 GHz, and can be utilized for future system upgrades without concerns for performance degradation. Tyco Electronics MCX connectors are fully mateable with standard MCX connectors and conform to the CECC interface specifications.

MCX connectors are available in a broad range of

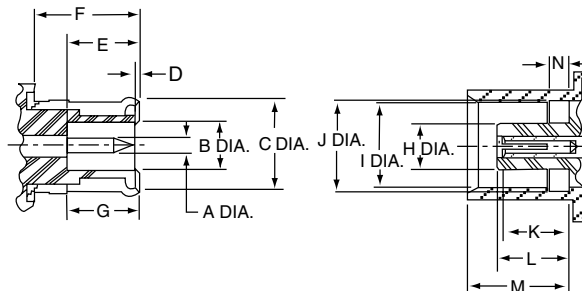
standard configurations for commercial applications. Tape and reel packaging for MCX surface mount straight and right-angle PCB receptacles is available to facilitate high volume pick and place manufacturing. MCX surface mount connectors are designed to withstand infrared reflow, convection and vapor phase soldering and provide a .254 [.010] standoff for optimal board cleaning. MCX plug and jack PCB receptacles also offer a direct board to board solution providing a nominal 7.11 [0.28] separation.

MCX Connectors (Continued)

Specifications

General		CECC 22220 PARA
Materials	—	Brass alloys UNS C36000 (ASTM-B16) or C38500 per QQ-B626, Beryllium copper per ASTM B-196, PTFE fluorocarbon per ASTM-D-1710
Finish	—	Center Contacts: Gold plated (ASTM-B488) over nickel plate (QQ-N-290)
	—	Outer Contacts: Gold plated (ASTM-B488) over nickel plate (OO-N-290)
	—	Housings: Nickel plated (QQ-N-290), tin (ASTM-B488) or Gold plated (ASTM-B488)
	—	All other metal parts shall be furnished so as to provide a connector which meets corrosion requirements of CECC 22220 PARA 4.6.10
Design	—	The design shall be such that the outline and interface dimensions shown in this catalog and the requirements of CECC 22220 PARA are met
Electrical		CECC 22220 PARA (General requirements performance may vary by cable)
Frequency	—	dc - 6 GHz
Nominal Impedance	—	50 ohms
Voltage Rating	—	335 Volts (VRMS Maximum) @ Sea Level
VSWR	4.4.1	1.25:1 Maximum @ 4 GHz
	—	1.35:1 Maximum @ 6 GHz
Insulation Resistance	4.4.4	10,000 Megohms Minimum
Insertion Loss	—	.1dB Maximum/1000 MHz
Dielectric Withstanding Voltage	4.4.5	1000 Volts (VRMS Minimum) @ Sea Level
Contact Resistance		
Center Contact	4.4.2	5.0 Milliohms Maximum
Outer Contact	4.4.3	1.0 Milliohms Maximum
Corona 70,000 ft.	—	250 Volts (VRMS Minimum) @ MHz
RF High Potential @ Sea Level	—	670 Volts (VRMS Minimum) @ MHz
Contact Current	—	1.5 ADC Max
Mechanical		CECC 22220 PARA
Force to Engage	4.5.4	15.5 N [3.4 lbs.] Maximum
Force to Disengage	—	8 – 20 N [1.8 – 4.5 lbs.]
Contact Captivation	4.5.2	Designed to maintain MCX interface when mating 10 N [2.2 lbs.] axial
Connector Durability	4.7.1	500 insertion and withdrawal cycles
Environmental		CECC 22220 PARA
Temperature Rating	—	-65°C + 165°C
Vibration	4.6.3	See CECC 22220
Moisture Resistance	4.6.4	See CECC 22220
Corrosion	4.6.10	See CECC 22220
Thermal Shock	4.6.7	See CECC 22220

Meets or exceeds requirements of CECC 22220. Tyco Electronics has design control and all data contained herein is subject to change without notice. Contact Tyco Electronics for specifications on other connector types.



Plug

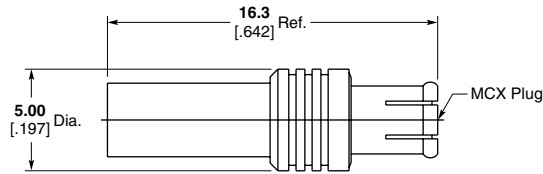
Letter	Minimum	Maximum
A	0.48 [.0189]	0.53 [.0208]
B	2.00 [.0788]	—
C	—	3.8 [.148]
D	0.00 [.000]	0.30 [.0118]
E	2.80 [.111]	3.20 [.125]
F	4.15 [.164]	—
G	2.80 [.111]	—

Jack

Letter	Minimum	Maximum
H	—	1.98 [.077]
I	3.42 [.135]	3.48 [.137]
J	3.60 [.142]	3.75 [.147]
K	2.30 [.091]	2.80 [.110]
L	2.60 [.103]	2.80 [.110]
M	4.00 [.158]	4.12 [.162]
N	0.75 [.0296]	0.85 [.0334]

MCX Connectors (Continued)

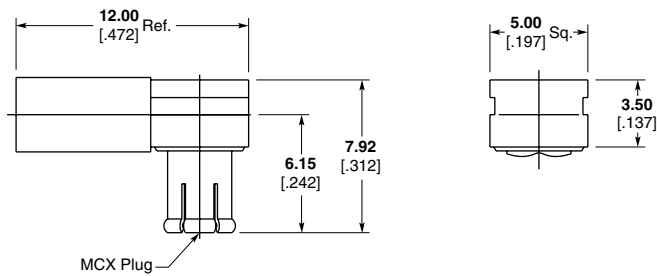
Straight Cable Plug, Crimp



Cable	Plating	Part No.
RG 178/U, 196/U	Nickel	1060869-1
RG 174/U, 188/U, 316/U	Nickel	1060872-1
	Gold	1060871-1
RD-316	Nickel	1060875-1
	Gold	1060875-2

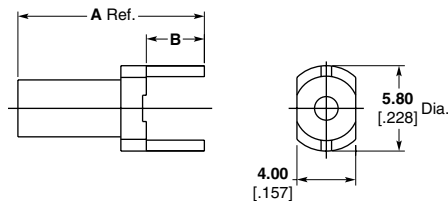

Note: For full crimp attachment consult Tyco Electronics at the numbers listed below.

Right-Angle Cable Plug, Crimp



Cable	Plating	Part No.
RG 178/U, 196/U	Nickel	1329293-1
RG 188/U, 316/U RG 179/U, RG 187/U	Nickel	1330723-1
RD-316	Nickel	1363301-1
	Gold	1363301-2

Straight Cable Terminal, PC Board, Without Center Contact

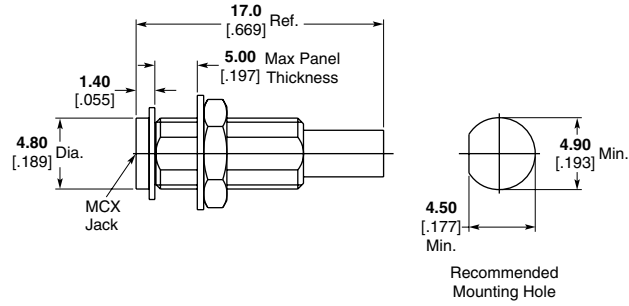


Cable	Dim. A	Dim. B	Plating	Part No.
RG 174/U, 188/U, 316/U	11.76	3.94	Nickel	1060811-1
	.463	.155	Gold	1060811-2
	10.74	2.92	Gold	1060813-2
	.423	.115		

Note: Part Numbers are RoHS compliant except: ♦ Indicates non-RoHS compliant.

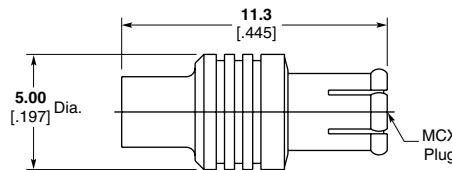
MCX Connectors (Continued)

Bulkhead Cable Jack



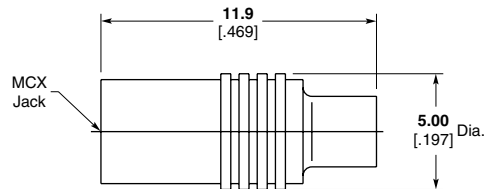
Cable	Plating	Part No.
RG 188/U, RG 316/U	Nickel	1060883-1

Straight Cable Plug, Direct Solder Attachment For Semi-Rigid Cable



Cable	Plating	Part No.
RG 405/U [0.085]	Gold	1060772-1
.047	Gold	1060772-2

Straight Cable Jack, Direct Solder Attachment For Semi-Rigid Cable

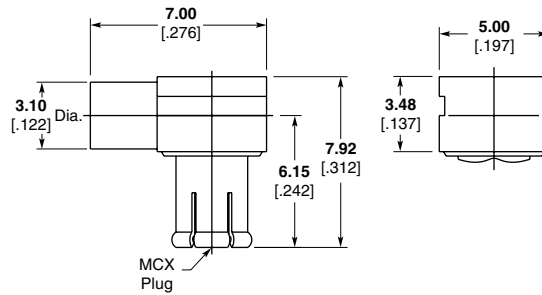


Cable	Plating	Part No.
RG 405/U [0.085]	Gold	1060774-1
.047	Gold	1060774-2

Note: Part Numbers are RoHS compliant except: ♦ Indicates non-RoHS compliant.

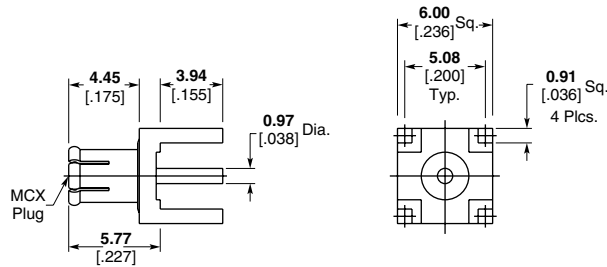
MCX Connectors (Continued)

**Right-Angle Plug Receptacle,
Direct Solder Attachment
For Semi-Rigid Cable**



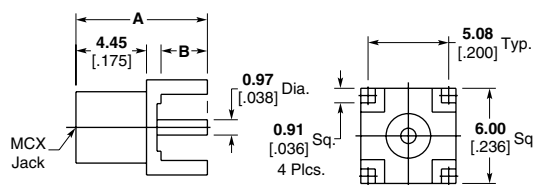
Cable	Plating	Part No.
RG 405/U	Gold	1060787-1

**Vertical Plug Receptacle,
PC Board**



Plating	Part No.
Nickel	1061015-1
Gold	1085221-1

**Vertical Jack Receptacle,
PC Board**

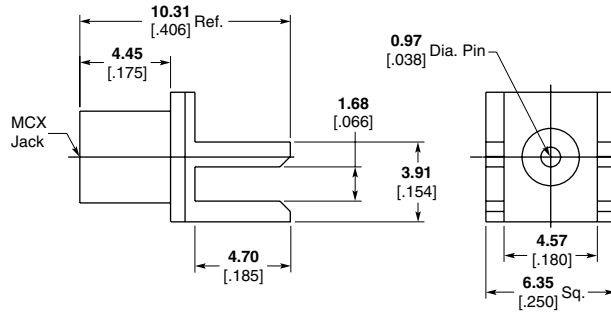


Dim. A	Dim. B	Plating	Part No.
8.28	2.92	Nickel	1060985-1
.326	.115	Gold	1060984-1
9.30	3.94	Nickel	1060989-1
.366	.155	Gold	1330126-1
7.09	1.73	Nickel	1060996-1
.279	.068	Gold	1060995-1

Note: Part Numbers are RoHS compliant except: ♦ Indicates non-RoHS compliant.

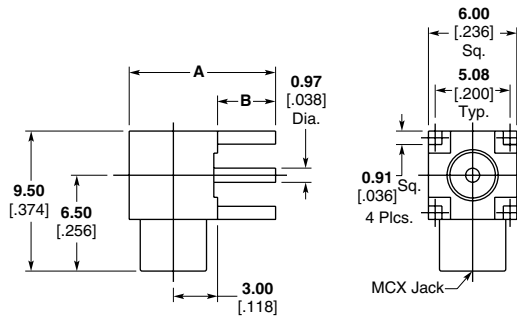

MCX Connectors (Continued)

Vertical End Launch, PC Board



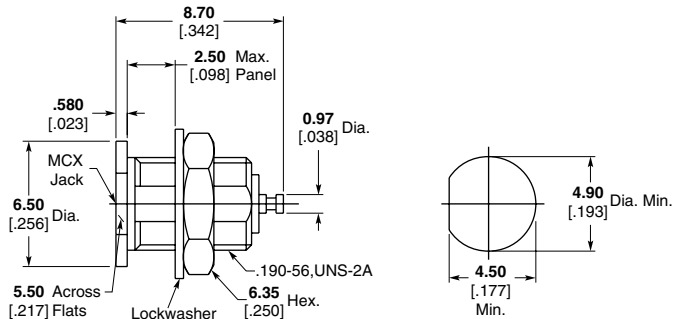
Plating	Part No.
Tin	1061007-1

Right-Angle Jack Receptacle, PC Board



Dim. A	Dim. B	Plating	Part No.
9.93 [0.391]	3.94 [0.155]	Nickel	1061023-1
		Gold	1061022-1
7.72 [0.304]	1.73 [0.068]	Nickel	1061027-1
		Gold	1061026-1
8.92 [0.351]	2.92 [0.115]	Nickel	1061030-1
		Gold	1061029-1

Jack Receptacle, Bulkhead Feedthrough



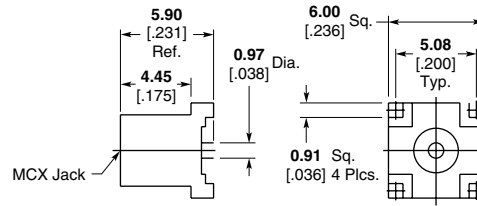
Recommended Mounting Hole

Plating	Part No.
Nickel	1060960-1
Gold	1060959-1

Note: Part Numbers are RoHS compliant except: ♦ Indicates non-RoHS compliant.

MCX Connectors (Continued)

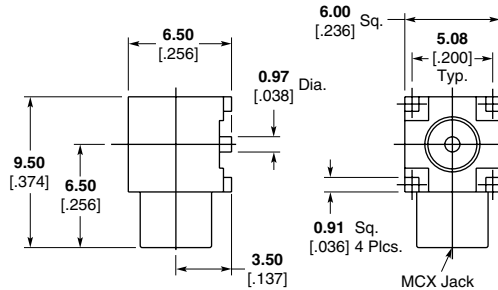
**Vertical Jack Receptacle,
Surface Mount**



Plating	Part No.
Tin	6061002-1
	6061092-1 ¹

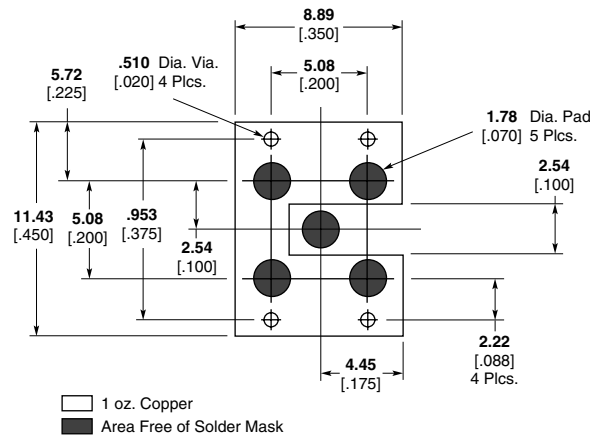
¹Tape and Reel packaging. 900 connectors per reel (carrier width 16mm, carrier pitch 12mm).

**Right-Angle Jack Receptacle,
Surface Mount**



Plating	Part No.
Tin	6061035-1
Tin	6061094-1 ¹

¹Tape and reel packaging. 750 connectors per reel (carrier width 24mm carrier pitch 12mm).



Notes:

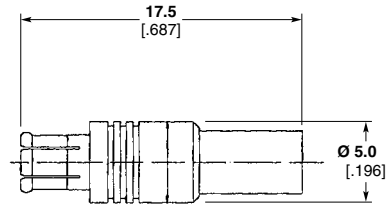
1. Printed circuit board material: glass epoxy FR-4 or similar; relative permittivity: 4.8, 1 oz. copper clad both sides.
2. These dimensions valid for 1.58 [0.062] board thickness.
3. Decimal inch equivalents are shown in parentheses for general information only.

Recommended Mounting Pattern for Microstrip Line

Note: Part Numbers are RoHS compliant except: ♦ Indicates non-RoHS compliant.

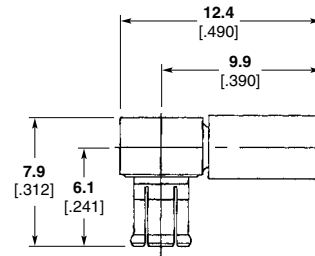
MCX Connectors (Continued)

**Straight Cable Plug,
Crimp, 75 Ohm**



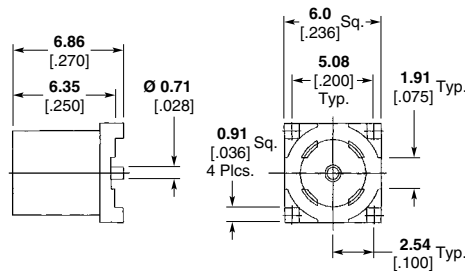
Cable	Plating	Part No.
RG 179/U	Nickel	1362990-1

**Right-Angle Cable Plug,
Crimp, 75 Ohm**



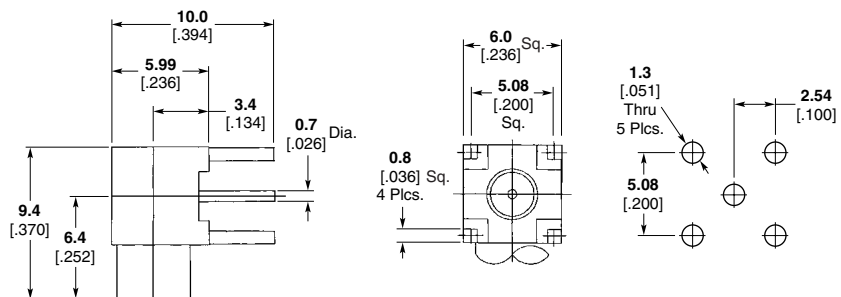
Cable	Plating	Part No.
RG 179/U	Nickel	1362991-1

**Vertical Plug, PC Board,
75 Ohm**



Plating	Part No.
Nickel	1361169-1

**Vertical Jack, PC Board,
75 Ohm**



Plating	Part No.
Gold	1363106-1

Note: Part Numbers are RoHS compliant except: ♦ Indicates non-RoHS compliant.

Компания «Life Electronics» занимается поставками электронных компонентов импортного и отечественного производства от производителей и со складов крупных дистрибьюторов Европы, Америки и Азии.

С конца 2013 года компания активно расширяет линейку поставок компонентов по направлению коаксиальный кабель, кварцевые генераторы и конденсаторы (керамические, пленочные, электролитические), за счёт заключения дистрибьюторских договоров

Мы предлагаем:

- Конкуренеспособные цены и скидки постоянным клиентам.
- Специальные условия для постоянных клиентов.
- Подбор аналогов.
- Поставку компонентов в любых объемах, удовлетворяющих вашим потребностям.
- Приемлемые сроки поставки, возможна ускоренная поставка.
- Доставку товара в любую точку России и стран СНГ.
- Комплексную поставку.
- Работу по проектам и поставку образцов.
- Формирование склада под заказчика.
- Сертификаты соответствия на поставляемую продукцию (по желанию клиента).
- Тестирование поставляемой продукции.
- Поставку компонентов, требующих военную и космическую приемку.
- Входной контроль качества.
- Наличие сертификата ISO.

В составе нашей компании организован Конструкторский отдел, призванный помогать разработчикам, и инженерам.

Конструкторский отдел помогает осуществить:

- Регистрацию проекта у производителя компонентов.
- Техническую поддержку проекта.
- Защиту от снятия компонента с производства.
- Оценку стоимости проекта по компонентам.
- Изготовление тестовой платы монтаж и пусконаладочные работы.



Тел: +7 (812) 336 43 04 (многоканальный)

Email: org@lifeelectronics.ru