




Rack power distribution and
rack systems worldwide

apc.com



Introduction

APC™ by Schneider Electric offers a wide array of standardized Rack Power Distribution Units (PDUs) designed to increase manageability and efficiency in your data center.

Basic Rack PDUs

- Reliable power distribution

Metered Rack PDUs

- Real-time remote monitoring of connected loads
- User-defined alarms warn IT and data center managers of potential circuit overloads to prevent accidental power loss to critical equipment

Switched Rack PDUs

- Metered functionality
- Individual outlet control to power cycle outlets
- Manage on/off equipment sequencing

Metered-by-outlet Rack PDUs

- Provide greater power management
- Individual outlet-level power metering
- User-resettable energy (kWh) logs for capacity planning and energy-efficiency initiatives

AP8000 Series Rack PDUs

The AP8000 Series Rack PDU platform will help IT and facilities managers more effectively manage power capacity and functionality for critical network, server, and data center equipment. These Rack PDUs solve rack-level power needs while incorporating intelligent features, such as real power measurement and environmental monitoring, all in a space-efficient, zero-U form factor. AP8000 Series Rack PDUs include active power metering and remote alarming with volts, amps, real power (kW), and energy (kWh) measurements.

Access the latest electronic version of this brochure at:
www.apc.com/wp?br=4

Product feature by Rack PDU by family/series

	Basic	Metered		Metered-by-outlet	Switched		Metered-by-outlet with Switching
		AP7800 Series	AP8800 Series	AP8400 Series	AP7900 Series	AP8900 Series	AP8600 Series
Design features							
Ultralow-profile, space-saving design	✓	✓	✓	✓	✓	✓	✓
Hydraulic-magnetic circuit breakers (in units configured with circuit breakers)	✓	✓	✓	✓	✓	✓	✓
Ultralow-profile circuit breakers (for units with breakers)			✓	✓		✓*	✓
Locking IEC receptacles and locking power cord compatible			✓	✓		✓	✓
Environmental monitoring port for external temperature/humidity monitoring			✓	✓		✓	✓
Display and network management							
Full-featured network management capability via Web, SNMP, Telnet		✓	✓	✓	✓	✓	✓
Two-digit, seven-segment LED display		✓			✓		
User-interactive LCD display for local access			✓	✓		✓	✓
Field-replaceable network management module			✓	✓		✓	✓
Network port sharing (up to four Rack PDUs share one IP address in one enclosure)			✓	✓		✓	✓
Local USB port for easy local firmware updates			✓	✓		✓	✓
Metering capability							
Active current measurements (amps)		✓	✓	✓	✓	✓	✓
Active power measurements (including volts, amps, real power (kW), and energy (kWh))			✓	✓		✓	✓
User-customizable alarms and warnings		✓	✓	✓	✓	✓	✓
Embedded log memory to record/review/report historic metered data		✓	✓	✓	✓	✓	✓
Individual outlet power metering				✓			✓
Outlet control							
Individual outlet remote power on/off control					✓	✓	✓
Power-on sequencing and time delays with full user customization					✓	✓	✓
Outlet level grouping (multiple outlets in same or multiple units follow single command)					✓	✓	✓
User access control with assignable roles, access levels at device and outlet level					✓	✓	✓
Outlet grouping feature for synchronized control of outlets on multiple Rack PDUs					✓	✓	✓
Maintenance and upgradeability							
Redundant internal power supply for improved Switched Rack PDU reliability					✓	✓	✓
Field-replaceable network management module			✓	✓		✓	✓

*Not applicable on AP8965.

Basic Rack PDUs

APC Basic Rack PDUs provide reliable power distribution via a single input with multiple output receptacles and distribute power from low-amperage, single-phase circuits to higher-power, three-phase solutions.



Voltage	Mounting U-space	Nominal voltage	Region	Input circuit	Nominal power	Input plug type	Output receptacles	Cord length	APC SKU
100 – 120 V input	Vertical, 0U	100 – 120	NAM, LAM	15 A	1.4 kW	NEMA 5-15P	(14) 5-15	3.6 m	AP9567
	Vertical, 0U	120	NAM	20 A	1.9 kW	NEMA L5-20P	(24) 5-20	3.0 m	AP7530
	Vertical, 0U	100 – 120	NAM	20 A	1.9 kW	NEMA L5-20P	(14) 5-15	3.6 m	AP9551
	Vertical, 0U	100 – 120	Japan	20 A	2.0 kW	NEMA L5-20P	(24) 5-15	3.0 m	AP7530J
	Vertical, 0U	120	NAM	30 A	2.9 kW	NEMA L5-30P	(24) 5-20	3.0 m	AP7532
	Vertical, 0U	100	Japan	30 A	3.0 kW	NEMA L5-30P	(24) 5-15	3.0 m	AP7532J
	Horizontal, 1U	100 – 120	NAM, LAM	15 A	1.4 kW	NEMA 5-15P	(10) 5-15	3.6 m	AP9562
	Horizontal, 1U	100 – 120	NAM	20 A	1.9 kW	NEMA 5-20P	(10) 5-20	3.6 m	AP9563
	Horizontal, 1U	100 – 120	NAM	20 A	1.9 kW	NEMA L5-20P	(10) 5-20	3.6 m	AP9564
Horizontal, 1U	100 – 120	NAM	30 A	2.9 kW	NEMA L5-30P	(10) 5-20	3.6 m	AP9560	
200 – 240 V input	Vertical, 0U	120 – 240	Worldwide	10 A	2.3 kW	IEC-320 C14*	(15) C13	2.0 m	AP9568
	Vertical, 0U	230	GCN	16 A	3.5 kW	IEC-309 16 A	(14)C13 (4)C19	1.0 m	AP6351CH
	Vertical, 0U	230	GCN	16 A	3.5 kW	IEC-309 16 A	(18)C13 (6)C19	1.0 m	AP6451CH
	Vertical, 0U	120 – 230	Worldwide	16 A	3.3 kW	IEC-320 C20	(15) C13	2.5 m	AP9572
	Vertical, 0U	230	LAM, EMEA, GCN, APJ	16 A	3.7 kW	IEC-309 16 A	(20) C13 (4) C19	1.0 m	AP7551
	Vertical, 0U	230	Worldwide	16 A	3.7 kW	IEC-320 C20*	(20) C13 (4) C19	3.0 m	AP7552
	Vertical, 0U	200 – 240	NAM	20 A	3.3 kW	NEMA L6-20P	(20) C13 (4) C19	3.0 m	AP7540
	Vertical, 0U	200 – 240	NAM	30 A	5.0 kW	NEMA L6-30P	(20) C13 (4) C19	3.0 m	AP7541
	Vertical, 0U	230	GCN	32 A	7.0 kW	IEC-309 32 A	(18) C13 (6)C19	2.0 m	AP6453CH
	Vertical, 0U	230	LAM, EMEA, GCN, APJ	32 A	7.4 kW	IEC-309 32 A	(20) C13 (4) C19	3.0 m	AP7553
	Horizontal, 1U	230	GCN	16 A	3.5 kW	IEC-320 C20	(8) GB	Inlet	AP6201CH
	Horizontal, 1U	230	GCN	16 A	3.5 kW	IEC-320 C20	(20) C13	Inlet	AP6221CH
	Horizontal, 1U	120 – 240	Worldwide	16 A	3.7 kW	IEC-320 C20*	(10) C13 (2) C19	2.5 m	AP9559
	Horizontal, 1U	100 – 240	Worldwide	16 A	3.7 kW	IEC-320 C20*	(12) C13	2.5 m	AP9565
	Horizontal, 1U	208	NAM, LAM	20 A	3.3 kW	NEMA L6-20P	(12) C13	3.6 m	AP9566
	Horizontal, 1U	208	NAM	30 A	5.0 kW	NEMA L6-30P	(4) C19	3.0 m	AP9570
	Horizontal, 1U	200 – 240	NAM, LAM	30 A	5.0 kW	NEMA L6-30P	(10) C13	3.6 m	AP9571A
	Horizontal, 2U	230	LAM, EMEA, GCN, APJ	32 A	7.4 kW	Hardwire	(4) C19	8.5 m	AP7585
Horizontal, 2U	230	LAM, EMEA, GCN, APJ	32 A	7.4 kW	Hardwire	(4) IEC-309 32A	8.5 m	AP7586	

* See pages 20 – 21 for inlet power cord options

Rack PDU mounting styles

- Horizontal 1/2U mounting



- Vertical 0U mounting with toolless mounting



- Space-saving 0U mounting options (AR7711)



Basic Rack PDUs (continued ...)

Voltage	Mounting U-space	Nominal voltage	Region	Input circuit	Nominal power	Input plug type	Output receptacles	Cord length	APC SKU
208 V three-phase input	Vertical, 0U	208	NAM	20 A, 3ø	5.8 kW	NEMA L21-20P	(42) 5-20	1.0 m	AP7562
	Vertical, 0U	208	NAM	20 A, 3ø	5.8 kW	NEMA L21-20P	(42) 5-20	3.0 m	AP7592
	Vertical, 0U	208	NAM	20 A, 3ø	5.8 kW	NEMA L21-20P	(21) 5-20 (6) L6-20	1.0 m	AP7563
	Vertical, 0U	208	NAM	20 A, 3ø	5.8 kW	NEMA L21-20P	(36) C13 (6) C19	1.0 m	AP7564
	Vertical, 0U	200 – 240	NAM	50 A, 3ø	12.5 kW	CS8365C	(30) C13 (6) C19	1.0 m	AP7568
	Vertical, 0U	200 – 240	NAM	50 A, 3ø	12.5 kW	CS8365C	(30) C13 (6) C19	3.0 m	AP7598
	Vertical, 0U	200 – 240	NAM	50 A, 3ø	14.4 kW	CS8365C	(24) C13 (4) C19 (2) L6-30	1.0 m	AP7569
	Vertical, 0U	200 – 240	NAM	50 A, 3ø	14.4 kW	CS8365C	(24) C13 (4) C19 (2) L6-30	3.0 m	AP7599
	Vertical, 0U	208	NAM	50 A, 3ø	12.5 kW	CS8365C	(6) C19 (3) C13	1.8 m	AP7567A
	Horizontal, 1U	200 – 240	NAM	50 A, 3ø	14.4 kW	CS8365C	(6) C19	2.4 m	AP7516
	Horizontal, 2U	120 – 208	NAM	30 A, Split ø	5.8 kW	NEMA L14-30P	(4) L5-20	8.5 m	AP7580
	Horizontal, 2U	120 – 208	NAM	30 A, Split ø	5.8 kW	NEMA L14-30P	(4) L6-20	8.5 m	AP7581
	Horizontal, 2U	120 – 208	NAM	30 A, Split ø	5.8 kW	NEMA L14-30P	(12) 5-20	8.5 m	AP7582
	Horizontal, 2U	120 – 208	NAM	30 A, Split ø	5.8 kW	NEMA L14-30P	(4) L5-30	8.5 m	AP7583
Horizontal, 2U	120 – 208	NAM	30 A, Split ø	5.8 kW	NEMA L14-30P	(4) L6-30	8.5 m	AP7584	
400 – 415 V three-phase input	Vertical, 0U	400	LAM, EMEA, GCN, APJ	16 A, 3ø	11 kW	IEC-309 16 A 3P+N+PE	(36) C13 (6) C19	1.0 m	AP7557
	Vertical, 0U	400	LAM, EMEA, GCN, APJ	16 A, 3ø	22 kW	IEC-309 32 A 3P+N+PE	(6) C19 (3) C13	1.8 m	AP7555A
	Vertical, 0U	415	NAM	20 A, 3ø	11.5 kW	IEC-309 20 A 3P+N+PE	(36) C13 (6) C19	1.0 m	AP7557NA
	Horizontal, 1U	400	LAM, EMEA, GCN, APJ	32 A, 3ø	22 kW	IEC-309 32 A 3P+N+PE	(6) C19	2.4 m	AP7526

Choosing APC Rack PDUs

Use the Rack PDU Selector to help you choose from our diverse Rack PDUs, designed to meet the needs of entry-level networking equipment and high-density server and blade environments.



apc.com/tools/selector/pdu/

The APC Rack PDU Selector can filter Rack PDU selection by:

- Family type
- Output voltage
- Mount style (vertical or horizontal)
- Input plug
- Localized price

A wide selection of APC Rack PDUs are also available in Schneider Electric Design Portal tools such as:

- InfraStruxure™ Designer
- Small IT Solution Designer

Metered Rack PDUs

Metered Rack PDUs provide real-time remote monitoring of connected loads. User-defined alarms warn of potential circuit overloads before critical IT failures occur.


	Voltage	Mounting U-space	Nominal voltage	Region	Input circuit	Nominal power	Input plug type	Output receptacles	Cord length	APC SKU
100 – 120 V input		Vertical, 0U	100 – 120	NAM, Japan	15 A	1.4 kW	NEMA 5-15P	(16) 5-15	3.0 m	AP8831
		Vertical, 0U	100 – 120	NAM	20 A	1.9 kW	NEMA L5-20P	(24) 5-20	3.0 m	AP8830
		Vertical, 0U	100 – 120	Japan	20 A	2.0 kW	NEMA L5-20P	(24) 5-15	3.0 m	AP8830J
		Vertical, 0U	100 – 120	Japan	20 A	1.9 kW	NEMA L5-20P	(10) 5-15	3.0 m	AP8833J
		Vertical, 0U	100 – 120	NAM, Japan	30 A	2.9 kW	NEMA L5-30P	(24) 5-20	3.0 m	AP8832
		Vertical, 0U	100 – 120	Japan	30 A	2.4 kW	NEMA L5-30P	(24) 5-15	3.0 m	AP8832J
		Horizontal, 1U	120	NAM, LAM	15 A	1.4 kW	NEMA 5-15P	(8) 5-15	3.6 m	AP7800
		Horizontal, 1U	120	NAM, LAM	20 A	1.9 kW	NEMA L5-20P	(8) 5-20	3.6 m	AP7801
		Horizontal, 2U	120	NAM, LAM	30 A	2.9 kW	NEMA L5-30P	(16) 5-20	3.6 m	AP7802
		Horizontal, 2U	100	Japan	30 A	3.0 kW	NEMA L5-30P	(16) 5-15	3.6 m	AP7802J
200 – 240 V input		Vertical, 0U	230	Worldwide	10/15 A	2.3 kW	IEC-320 C14	(16) C13	3.0 m	AP7850
		Vertical, 0U	100 – 240	Worldwide	16 A	3.3 kW	IEC-320 C20*	(18) C13 (2) C19	Inlet	AP8858
		Vertical, 0U	100 – 240	EMEA, APJ	16 A	3.7 kW	IEC-309 16 A	(18) C13 (2) C19	3.0 m	AP8858EU3
		Vertical, 0U	100 – 240	NAM, LAM GCN, APJ	20 A	3.3 kW	NEMA L6-20P	(18) C13 (2) C19	3.0 m	AP8858NA3
		Vertical, 0U	200 – 240	NAM, Japan LAM	30 A	5.0 kW	NEMA L6-30P	(36)C13 (6) C19	3.0 m	AP8841
		Vertical, 0U	208	NAM	30 A	5.8 kW	NEMA L14-30P	(16) 5-20 (2) C19 (12)	3.0 m	AP8870
		Vertical, 0U	220 – 240	LAM, EMEA, GCN, APJ	32 A	7.4 kW	IEC-309 32 A	(36)C13 (6) C19	3.0 m	AP8853
		Horizontal, 1U	100 – 240	Worldwide	10/15 A	2.5 kW	IEC-320 C14*	(8) C13	Inlet	AP7820
		Horizontal, 1U	100 – 240	Worldwide	16 A	3.3 kW	IEC-320 C20*	(8) C13	Inlet	AP7821
		Horizontal, 2U	200 – 240	NAM	30 A	5.0 kW	NEMA L6-30P	(12) C13 (4) C19	3.6 m	AP7811
		Horizontal, 2U	230	LAM, EMEA, GCN, APJ	32A	7.4 kW	IEC-309 32 A	(12) C13 (4) C19	3.6 m	AP7822

* See pages 20 – 21 for inlet cord options

Rack PDU local display

Load indicator LEDs

Serial connection: local configuration and out-of-band management



AP7000 series

Local two-digit LED current monitoring display

Network management: access, configure, and receive warnings from remote locations via Web, SNMP, and Telnet

User-interactive display for local access

Environmental monitoring port for external temperature/humidity probe



AP8000 series

CAN In/Out ports for network port sharing

Local USB port for flash firmware updates and downloading data/event logs (not to be used as serial port)

Metered Rack PDUs (continued ...)

	Voltage	Mounting U-space	Nominal voltage	Region	Input circuit	Nominal power	Input plug type	Output receptacles	Cord length	APC SKU
208 V three-phase input	Vertical, 0U	208	NAM	20A, 3Φ	5.7 kW	NEMA L21-20P	Ⓢ	(36) 5-20 Ⓢ	3.0 m	AP8862
	Vertical, 0U	208	NAM	20 A, 3Φ	5.7 kW	NEMA L21-20P	Ⓢ	(24) 5-20 Ⓢ (6) L6-20 Ⓢ	3.0 m	AP8863
	Vertical, 0U	208	NAM	20 A, 3Φ	5.7 kW	NEMA L21-20P	Ⓢ	(36) C13 Ⓢ (6) C19 Ⓢ	1.8 m	AP8861
	Vertical, 0U	208	NAM	30 A, 3Φ	8.6 kW	NEMA L21-30P	Ⓢ	(36) C13 Ⓢ (6) C19 Ⓢ	1.8 m	AP8865
	Vertical, 0U	200 – 240	NAM	50 A, 3Φ	10.0 kW	CS8365C	Ⓢ	(36) C13 Ⓢ (6) C19 Ⓢ	1.8 m	AP8868
	Vertical, 0U	200 – 240	NAM	50 A, 3Φ	14.4 kW	CS8365C	Ⓢ	(24) C13 Ⓢ (4) C19 Ⓢ	1.0 m	AP7869
	Vertical, 0U	200 – 240	NAM	50 A, 3Φ	14.4 kW	CS8365C	Ⓢ	(24) C13 Ⓢ (2) L6-30 Ⓢ	3.0 m	AP7899
	Vertical, 0U	200 – 240	NAM	60 A, 3Φ	17.3 kW	IEC-309 60 A 3P+PE	Ⓢ	(12) C19 Ⓢ (6) C13 Ⓢ	1.8 m	AP8866
	Vertical, 0U	200 – 240	NAM	60 A, 3Φ	17.3 kW	IEC-309 60 A 3P+PE	Ⓢ	(30) C13 Ⓢ	1.8 m	AP8867
400 – 415 V three-phase input	Vertical, 0U	400 – 415	Worldwide	16 A, 3Φ	11 kW	IEC-309 16 A 3P+N+PE	Ⓢ	(36) C13 Ⓢ (6) C19 Ⓢ	1.8 m	AP8881
	Vertical, 0U	415	NAM	30 A, 3Φ	17.3 kW	IEC-309 30 A 3P+N+PE	Ⓢ	(12) C19 Ⓢ (30) C13 Ⓢ	1.8 m	AP8887
	Vertical, 0U	400	LAM, EMEA, GCN, APJ	32 A, 3Φ	22 kW	IEC-309 32 A 3P+N+PE	Ⓢ	(12) C19 Ⓢ (30) C13 Ⓢ	1.8 m	AP8886
	Vertical, 0U	415	NAM	40 A, 3Φ	23 kW	IEC-309 60 A 3P+N+PE	Ⓢ	(12) C19 Ⓢ (30) C13 Ⓢ	1.8 m	AP8888

What is metered on AP8800, AP8400, AP8900, and AP8600 Series Rack PDUs?

- **Device:** Power and energy
- **Phase:** Current,* power, and voltage
- **Internal circuit breaker (bank):** Current*
- **Outlet:** Current, power, energy (AP8600 & AP8400 Series only)






















Why do we meter?

- **Device:** Rack level capacity change, planning, and efficiency calculations
- **Phase:** Balance loads between phases to protect against tripping upstream branch circuit breakers
- **Internal circuit breaker (bank):** Protect against tripping internal circuit breakers
- **Outlet:** Detailed capacity change, equipment efficiency, and trends

*AP7000 series monitors current per phase and breaker only.

Metered-by-outlet Rack PDUs

Metered-by-outlet Rack PDUs provide real-time remote monitoring of each individual outlet to empower IT professionals with the necessary tools for advanced data center energy management.

Voltage	Mounting U-space	Nominal voltage	Region	Input circuit	Nominal power	Input plug type	Output receptacles	Cord length	APC SKU
100 – 120 V input	Vertical, 0U	100 – 240	Worldwide	16 A	3.3 kW	IEC-320 C20* 	(21) C13  (3) C19 	3.0 m	AP8459WW
200 – 240 V input	Vertical, 0U	200 – 240	NAM, LAM, Japan	20 A	3.3 kW	NEMA L6-20P 	(21) C13  (3) C19 	3.0 m	AP8459NA3
	Vertical, 0U	200 – 240	LAM, EMEA, GCN, APJ	16 A	3.7 kW	IEC-309 16 A 	(21) C13  (3) C19 	3.0 m	AP8459EU3
	Vertical, 0U	200 – 240	NAM, Japan, LAM	30 A	5.0 kW	NEMA L6-30P 	(21) C13  (3) C19 	3.0 m	AP8441
	Vertical, 0U	200 – 240	LAM, EMEA, GCN, APJ	32 A	7.4 kW	IEC-309 32 A 	(21) C13  (3) C19 	3.0 m	AP8453
208 V three-phase	Vertical, 0U	208	NAM	20A, 3 ϕ	5.7 kW	NEMA L21-20P 	(21) C13  (3) C19 	1.8 m	AP8461
400 – 415 V three-phase input	Vertical, 0U	400 – 415	Worldwide	16A, 3 ϕ	11 kW	IEC-309 16 A 3P+N+PE 	(21) C13  (3) C19 	1.8 m	AP8481

* See pages 20 – 21 for inlet power cord options

Rack PDU software options

APC Intelligent Rack PDUs provide remote power utilization data and optional outlet control to allow data center managers to make informed decisions on load balancing and rightsizing IT environments to lower total cost of ownership. Latest feature additions include Cisco EnergyWise™, wireless sensor capability, and network port sharing.



Remote access to Intelligent Rack PDUs is available via:

- Web browser
- Telnet (CLI)
- SNMP

Integration with StruxureWare for Data Centers Software

APC Rack PDUs, when combined with StruxureWare™ Data Center Operations, help provide an instant overview of data center operations with additional inventory management, PUE calculation, real-time device alarms, and location-based drill-down of power distribution.



Switched Rack PDUs

Switched Rack PDUs provide advanced load monitoring combined with remote on/off switching control of individual outlets for power cycling, delayed power sequencing, and outlet use management.

Voltage	Mounting U-space	Nominal voltage	Region	Input circuit	Nominal power	Input plug type	Output receptacles	Cord length	APC SKU
100 – 120 V input	Vertical, 0U	100 – 120	NAM, Japan	15 A	1.4 kW	NEMA 5-15P	(8) 5-15	3.0 m	AP8931
	Vertical, 0U	120	NAM	20 A	1.9 kW	NEMA L5-20P	(24) 5-20	3.0 m	AP8930
	Vertical, 0U	100	Japan	20 A	1.9 kW	NEMA L5-20P	(24) 5-15	3.0 m	AP8930J
	Vertical, 0U	120	NAM, Japan	30 A	2.9 kW	NEMA L5-30P	(24) 5-20	3.0 m	AP8932
	Horizontal, 1U	100 – 120	NAM, LAM	15 A	1.4 kW	NEMA 5-15P	(8) 5-15	3.6 m	AP7900
	Horizontal, 1U	100 – 120	NAM	20 A	1.9 kW	NEMA L5-20P	(8) 5-20	3.6 m	AP7901
	Horizontal, 2U	120	NAM	30 A	2.9 kW	NEMA L5-30P	(16) 5-20	3.6 m	AP7902
	Horizontal, 2U	100	Japan	32 A	3.0 kW	NEMA L5-30P	(16) 5-15	3.6 m	AP7902J
200 – 240 V input	Vertical, 0U	230	EMEA, GCN, APJ	10 A	2.3 kW	IEC-320 C14*	(16) C13	3.0 m	AP7950
	Vertical, 0U	100 – 240	NAM, LAM	20 A	3.3 kW	NEMA L6-20P	(7) C13 (1) C19	3.0 m	AP8958NA3
	Vertical, 0U	100 – 240	Worldwide	16 A	3.3 kW	IEC-320 C20*	(7) C13 (1) C19	Inlet	AP8958
	Vertical, 0U	230	LAM, EMEA, GCN, APJ	16 A	3.7 kW	IEC-309 16 A	(7) C13 (1) C19	3.0 m	AP8958EU3
	Vertical, 0U	100 – 240	NAM, LAM	20 A	3.3 kW	NEMA L6-20P	(21) C13 (3) C19	3.0 m	AP8959NA3
	Vertical, 0U	100 – 240	Worldwide	16 A	3.3 kW	IEC-320 C20*	(21) C13 (3) C19	Inlet	AP8959
	Vertical, 0U	230	LAM, EMEA, GCN, APJ	16 A	3.7 kW	IEC-309 16 A	(21) C13 (3) C19	3.0 m	AP8959EU3
	Vertical, 0U	200 – 240	NAM, LAM	30 A	5.0 kW	NEMA L6-30P	(21) C13 (3) C19	3.0 m	AP8941
	Vertical, 0U	120 – 208	NAM	30 A	5.8 kW	NEMA L14-30P	(16) 5-20 (12) C13 (2) C19	3.0 m	AP8970
	Vertical, 0U	220 – 240	LAM, EMEA, GCN, APJ	32 A	7.4 kW	IEC-309 32 A	(21) C13 (3) C19	3.0 m	AP8953
	Horizontal, 1U	208 – 230	Worldwide	10/15 A	2.5 kW	IEC-320 C14*	(8) C13	2.0 m	AP7920
	Horizontal, 1U	208 – 230	Worldwide	16 A	3.3 kW	IEC-320 C20*	(8) C13	2.4 m	AP7921
	Horizontal, 2U	200 – 240	NAM	30 A	5.0 kW	NEMA L6-30P	(16) C13	3.6 m	AP7911A
Horizontal, 2U	230	LAM, EMEA, GCN, APJ	32 A	7.4 kW	IEC-309 32 A	(16) C13	3.6 m	AP7922	
208 V three-phase input	Vertical, 0U	208	NAM	20 A, 3ø	5.7 kW	NEMA L21-20P	(21) C13 (3) C19	1.8 m	AP8961
	Vertical, 0U	208	NAM	20A, 3 φ	6.0 kW	NEMA L21-20P	(24) 5-20	3.0 m	AP8962
	Vertical, 0U	208	NAM	30 A, 3ø	8.6 kW	NEMA L21-30P	(21) C13 (3) C19	1.8 m	AP8965
	Vertical, 0U	208	NAM	60A, 3 φ	17.2 kW	IEC-309 60 A 3P & E	(20) C13 (12) C19	2 m	AP8966
	Vertical, 0U	208	NAM	60A, 3 φ	17.2 kW	IEC-309 60 A 3P & E	(42) C13 (6) C19	2 m	AP8967
	Vertical, 0U	200 – 240	NAM	50 A, 3ø	12.5 kW	CS8365C	(21) C13 (3) C19	1.0 m	AP7968
	Vertical, 0U	200 – 240	NAM	50 A, 3ø	12.5 kW	CS8365C	(21) C13 (3) C19	3.0 m	AP7998
400 – 415 V three-phase input	Vertical, 0U	400 – 415	Worldwide	16 A, 3ø	11 kW	IEC-309 16 A 3P+N+PE	(21) C13 (3) C19	1.8 m	AP8981

* See pages 20 – 21 for inlet power cord options

Metered-by-outlet with Switching Rack PDUs

Metered-by-outlet with Switching Rack PDUs provide real-time remote monitoring of each individual outlet combined with remote on/off outlet switching control to empower IT professionals with the necessary tools for complete control of their power distribution and advanced data center energy management.

Voltage	Mounting U-space	Nominal voltage	Region	Input circuit	Nominal power	Input plug type		Output receptacles	Cord length	APC SKU
100 – 120 V input	Vertical, 0U	100-120	NAM, Japan	30 A	2.9 kW	NEMA L5-30P	☺	(24) 5-20 (☺)	3.0 m	AP8632
200 – 240 V input	Vertical, 0U	208	NAM	20 A	3.3 kW	NEMA L6-20P	☺	(21) C13 (☺) (3) C19 (☺)	3.0 m	AP8659NA3
	Vertical, 0U	100 – 240	Worldwide	20 A	3.3 kW	IEC-320 C20*	☒	(21) C13 (☺) (3) C19 (☺)	Inlet	AP8659
	Vertical, 0U	230	LAM, EMEA, GCN, APJ	16 A	3.7 kW	IEC-309 16 A	☺	(21) C13 (☺) (3) C19 (☺)	3.0 m	AP8659EU3
	Vertical, 0U	200 – 240	NAM, Japan LAM	30 A	5.0 kW	NEMA L6-30P	☺	(21) C13 (☺) (3) C19 (☺)	3.0 m	AP8641
	Vertical, 0U	220 – 240	LAM, EMEA, GCN, APJ	32 A	7.4 kW	IEC-309 32 A	☺	(21) C13 (☺) (3) C19 (☺)	3.0 m	AP8653
208 V three-phase input	Vertical, 0U	208	NAM	20 A, 3ø	5.7 kW	NEMA L21-20P	☺	(21) C13 (☺) (3) C19 (☺)	1.8 m	AP8661
400 – 415 V three-phase input	Vertical, 0U	400 – 415	Worldwide	16 A, 3ø	11 kW	IEC-309 16 A 3P+N+PE	☺	(21) C13 (☺) (3) C19 (☺)	1.8 m	AP8681

* See pages 20 – 21 for inlet power cord options











AP8661

Rack-mount transfer switch

Input voltage	Mounting U-space	Input circuit	Input plug type	Output receptacles	Cord length	APC SKU
100 V	1	20 A	NEMA L5-20P	(8) 5-15	2.4 m	AP7752J
100 – 120 V	1	15 A	NEMA 5-15P	(8) 5-15	2.4 m	AP7750A
120 V	1	20 A	NEMA L5-20P	(10) 5-20	2.4 m	AP7752
120 V	2	30 A	NEMA L5-30P	(16) 5-20	2.4 m	AP7753
200 – 208 V	1	20 A	NEMA L6-20P	(8) C13, (1) C19	2.4 m	AP7730
200 – 208 V	2	30 A	NEMA L6-30P	(16) C13, (2) C19	2.4 m	AP7732
208 V	2	30 A	NEMA L6-30P	(1) L6-30R	2.4 m	AP7731
208 – 230 V	1	15 A	IEC-C14 Inlet	(12) C13	None	AP7721
200 – 230 V	1	20 A	IEC-C20 Inlet	(8) C13, (1) C19	None	AP7723
230 V	1	16 A	(2) IEC-309	(1) IEC-309	0.9 m	AP7722A
230 V	2	32 A	IEC-309	(16) C13, (2) C19	2.4 m	AP7724

Locking IEC power cords

PDU input		Server input	Cord length	Cords per SKU	APC SKU
IEC C14 straight		IEC-C13 	0.6 m	6	AP8702S*
			1.2 m	6	AP8704S*
			1.8 m	6	AP8706S*
IEC C14 (three right, three left)		IEC-C13 	0.6 m	6	AP8702R*
			1.2 m	6	AP8704R*
			1.8 m	6	AP8706R*
IEC C20 straight		IEC-C19 	0.6 m	6	AP8712S
			1.2 m	6	AP8714S
			1.8 m	6	AP8716S
IEC C20 (three right, three left)		IEC-C19 	0.6 m	6	AP8712R
			1.2 m	6	AP8714R
			1.8 m	6	AP8716R











Locking IEC power cords provide a mechanism to secure power cord connections to the Rack PDU when used with any AP8000 Series unit.

*-NA and -WW designation are required in SKU numbers for AP870xS and AP870xR, e.g., AP8702S-NA.

Input power cords

Input power cords for devices with C14 or C20 inlet

Nonlocking PDU input	Plug type	Cord length	APC SKU
IEC-C19 straight	NEMA L6-20P	3.7 m	AP9871
IEC-C19 straight	NEMA 5-20P	2.5 m	AP9872
IEC-C19 straight	NEMA L5-20P	2.5 m	AP9873
IEC-C19 straight	Shuko (CEE 7) 	2.5 m	AP9875
IEC-C19 straight	IEC-309	2.5 m	AP9876
IEC-C13 straight	NEMA 5-15P	2.4 m	AP9893
IEC-C13 straight	NEMA L5-15P	2.4 m	AP9894
IEC-C19 straight	UK (BS1363) 	2.4 m	AP9895
IEC-C19 straight	NEMA L6-30P 	2.4 m	AP9896
IEC-C19 straight	Australia AS3112 	3.7 m	AP9897

Locking PDU input	Plug type	Cord length	APC SKU
IEC-C19 straight	NEMA 5-15P	3.0 m	AP8750
IEC-C19 straight	NEMA 5-20P	3.0 m	AP8751
IEC-C19 straight	NEMA L5-20P	3.0 m	AP8752
IEC-C19 straight	NEMA L5-20P	3.0 m	AP8752J
IEC-C19 straight	NEMA L6-20P	3.0 m	AP8753
IEC-C19 straight	NEMA L6-20P	3.0 m	AP8753J
IEC-C19 straight	Australia AS3112 	3.0 m	AP8754
IEC-C19 straight	Shuko (CEE 7) 	3.0 m	AP8755
IEC-C19 straight	UK (BS1363) 	3.0 m	AP8756
IEC-C19 straight	China (16A) 	3.0 m	AP8757
IEC-C19 straight	IEC-309	3.0 m	AP8758
IEC-C19 straight	Rewireable	3.0 m	AP8759

Bracket kits

Description	APC SKU
Vertical, 0U mounting brackets for Dell® and Rittal® enclosures	AP7400*
Vertical, 0U mounting brackets for HP® enclosures	AP7406*
NetShelter™ SX and third-party racks, 0U accessory and PDU bracket	AR7711
Horizontal to vertical, 0U mounting bracket for horizontal 1U Rack PDUs	AR8417

*Brackets for AP7000 Series Rack PDUs only.

Environmental

Description	Connector type	Cord length	APC SKU
Temp. sensor	RJ-45	3.9 m	AP9335T
Temp. and humidity sensor	RJ-45	3.9 m	AP9335TH

Note: Environmental sensors only compatible with AP8000 Series Rack PDUs. Each Rack PDU includes one environmental sensor port for an optional sensor.

Choose a rack system

	Part number	Description	Alternate option
Premium data center InfraStruxure and Server room	AR3100	NetShelter SX 42U 600 mm wide x 1070 mm deep enclosure	TAA W X SP
	AR3104	NetShelter SX 24U 600 mm wide x 1070 mm deep enclosure	SP
	AR3105	NetShelter SX 45U 600 mm wide x 1070 mm deep enclosure with sides, black	TAA X SP
	AR3107	NetShelter SX 48U 600 mm wide x 1070 mm deep enclosure	TAA X SP
	AR3150	NetShelter SX 42U 750 mm wide x 1070 mm deep enclosure	W X SP
	AR3155	NetShelter SX 45U 750 mm wide x 1070 mm deep enclosure with sides, black	SP
	AR3157	NetShelter SX 48U 750 mm wide x 1070 mm deep enclosure	X SP
	AR3300	NetShelter SX 42U 600 mm wide x 1200 mm deep enclosure	W X SP
	AR3305	NetShelter SX 45U 600 mm wide x 1200 mm deep enclosure with sides, black	SP
	AR3307	NetShelter SX 48U 600 mm wide x 1200 mm deep enclosure	W X SP
	AR3350	NetShelter SX 42U 750 mm wide x 1200 mm deep enclosure	W X SP
	AR3355	NetShelter SX 45U 750 mm wide x 1200 mm deep enclosure with sides, black	X SP
	AR3357	NetShelter SX 48U 750 mm wide x 1200 mm deep enclosure	X SP
	AR3140	NetShelter SX 42U 750 mm wide x 1070 mm deep networking enclosure with sides	W
	AR3340	NetShelter SX 42U 750 mm wide x 1200 mm deep networking enclosure with sides	W
	AR3347	NetShelter SX 48U 750 mm wide x 1200 mm deep networking enclosure with sides	
	AR3200	NetShelter SX Colocation 2 x 20U 600 mm wide x 1070 mm deep enclosure with sides, black	
	AR3810	NetShelter AV 42U 600 mm wide x 825 mm deep enclosure with sides and 10-32 threaded rails, black	
	AR3812	NetShelter AV 42U 600 mm wide x 825 mm deep enclosure 10-32 threaded rails no sides/roof/doors, black	
	AR3814	NetShelter AV 24U 600 mm wide x 825 mm deep enclosure with sides and 10-32 threaded rails, black	
AR2144BLK	NetShelter VX Seismic 42U enclosure deepsides, black		
AR2145BLK	NetShelter VX Seismic 42U enclosure without sides, black		



ATO options

- Without sides add X609
- Without doors add X610
- Without sides or doors, add X617, e.g., AR3100X609 = 24 in. wide x 42 in. deep without sides

	Part number	Description	Alternate option	
Data center, server room, network closet	AR2400FP1	NetShelter SV 42U 600 mm wide x 1060 mm deep enclosure with sides, black, single rack unassembled		
	AR2400	NetShelter SV 42U 600 mm wide x 1060 mm deep enclosure with sides, black		
	AR2401	NetShelter SV 42U 600 mm wide x 1060 mm deep enclosure without sides, black		
	AR2407	NetShelter SV 48U 600 mm wide x 1060 mm deep enclosure with sides, black		
	AR2480	NetShelter SV 42U 800 mm wide x 1060 mm deep enclosure with sides, black		
	AR2487	NetShelter SV 48U 800 mm wide x 1060 mm deep enclosure with sides, black		
	AR2500	NetShelter SV 42U 600 mm wide x 1200 mm deep enclosure with sides, black		
	AR2507	NetShelter SV 48U 600 mm wide x 1200 mm deep enclosure with sides, black		
	AR2580	NetShelter SV 42U 800 mm wide x 1200 mm deep enclosure with sides, black		
	AR2587	NetShelter SV 48U 800 mm wide x 1200 mm deep enclosure with sides, black		
	AR201	NetShelter 2 Post Rack 45U #12-24 threaded holes, black		
	AR203A	NetShelter 4 Post Open Frame Rack 44U square holes		
	AR204A	NetShelter 4 Post Open Frame Rack 44U #12-24 threaded holes		
	VDIM33174	Overhead Zone Cabling 4U 19 in (482 mm) with patch frame		
	Data center, server room, network closet	AR4000MV	NetShelter CX mini soundproofed server room in a box enclosure	
		AR4018A	NetShelter CX 18U secure soundproof server room in a box enclosure	
		AR4024A	NetShelter CX 24U secure soundproof server room in a box enclosure	
		AR4038A	NetShelter CX 38U secure soundproof server room in a box enclosure	
	Remote locations wall-mounted	AR100	NetShelter WX 13U with square or threaded hole 12-24 vertical mounting rail glass front door, black	
		AR100HD	NetShelter WX 13U with square or threaded hole 12-24 vertical mounting rail vented front door, black	
AR106		NetShelter WX 6U with square vertical mounting rail vented front door, black		
AR109		NetShelter WX 9U with square vertical mounting rail vented front door, black		
AR112		NetShelter WX 12U with square vertical mounting rail vented front door, black		

- X options without sides add X609; without doors add X610; without sides/doors add X617
- TAA TAA compliant add TAA
- W White color add W
- SP Shock packaging for up to 2000 lb of equipment add SP



KVM switches

KVM switches with CAT-5 type connection	APC SKU
32-port digital enterprise IP KVM with virtual media, two remote users	KVM2132P
16-port digital enterprise IP KVM with virtual media, two remote users	KVM2116P
16-port digital IP KVM with virtual media one remote user	KVM1116P
16-port analog enterprise KVM with virtual media, two local users	KVM0216A
16-port analog KVM, one local user	KVM0116A
8-port analog KVM, one local user	KVM0108A
KVM USB server module	KVM-USB
KVM PS/2 server module	KVM-PS2
KVM USB server module with virtual media	KVM-USBVM
KVM PS/2 server module with virtual media	KVM-PS2VM
KVM USB server module with virtual media and CAC support	KVM-USBVMCAC
KVM serial server module	KVM-SERIAL
KVM to APC Rack PDU power management cable	AP5641
KVM 1U bracket for rear mount behind Rack LCD console	KVM-LCDMOUNT
KVM access software license upgrade to enterprise (1,024 nodes)	SEKVM1024N

KVM switches with coaxial type connection	APC SKU
8-port analog KVM	AP5201
16-port analog KVM	AP5202



Rear view of AP5202

Cables for coaxial type connection	0.6 m	0.9 m	0.5 m	3.7 m	7.6 m
KVM USB cable			AP5253	AP5257	AP5261
KVM PS/2 cable		AP5264	AP5250	AP5254	AP5258
KVM Daisy-chain cable	AP5262		AP5263		

Rack LCD consoles

Rack LCD consoles	APC SKU
17" Rack LCD console	AP5717
19" Rack LCD console	AP5719

- Ultra-thin 17" or 19" LCD monitor
- Integrated keyboard with number pad
- USB port for external media
- Space-saving 1U design
- Touchpad mouse
- Easy to install
- Localized keyboard versions available; check www.apc.com for availability



Rack LCD console with integrated KVM switch	Cable length	APC SKU
17" Rack LCD console with integrated 8-port KVM switch	1.8 m	AP5808
17" Rack LCD console with integrated 16-port KVM switch	1.8 m	AP5816
KVM USB cable*	1.8 m	AP5821
KVM USB cable	3.0 m	AP5822
KVM USB cable	5.2 m	AP5823





































* KVM PS/2 cables available, see "Cables for coaxial type connection" on lower left.



Rear view of AP5816

The functionality of a Rack LCD console and an analog KVM switch in one convenient package optimizes U-space in the rack environment and eliminates cable clutter. Daisy-chain with AP5201 or AP5202 for additional ports.

Receptacle and plug types

Voltage	Amps	Typical rating	# Wires	Plug name	Mating connector
100 – 120 V	15 A	1.4 kW	3	NEMA 5-15P 	NEMA 5-15R 
	20 A	1.9 kW	3	NEMA 5-20P 	NEMA 5-20R 
	20 A	1.9 kW	3	NEMA L5-20P 	NEMA L5-20R 
	30 A	2.9 kW	3	NEMA L5-30P 	NEMA L5-30R 
200 – 240 V	15 A	2.5 kW	3	IEC-C14 	IEC-C13 
	16 A	3.7 kW	3	IEC-309 16 A, 2P, 3W 	IEC-309 16 A, 2P, 3 
	20 A	3.3 kW	3	IEC-C20 	IEC-C19 
	20 A	3.3 kW	3	NEMA L6-20P 	NEMA L6-20R 
	30 A	5.0 kW	3	NEMA L6-30P 	NEMA L6-30R 
	32 A	7.4 kW	3	IEC-309 32 A, 2P, 3W 	IEC-309 32 A, 2P, 3W 
120 – 208 V	30 A	5.8 kW	3	NEMA L14-30P 	NEMA L14-30R 
208 V three-phase	20 A	5.8 kW	5	NEMA L21-20P 	NEMA L21-20R 
	30 A	8.7 kW	5	NEMA L21-30P 	NEMA L21-30R 
	50 A	12.5 – 14.4 kW	4	CS8365C 	CS8364C, CS8369 
	60 A	16.2 – 17.3 kW	4	IEC-309 60 A, 3P, 4W 	IEC-309 60 A, 3P, 4W 
400 – 415 V three-phase	16/20 A	11 kW	5	IEC-309 16/20 A, 3P, 5W 	IEC-309 16/20 A, 3P, 5W 
	32 A	22 kW	5	IEC-309 32 A, 3P, 5W 	IEC-309 32 A, 3P, 5W 
	40 A	23 kW	5	IEC-309 60 A, 3P, 5W 	IEC-309 60 A, 3P, 5W 



Extended warranties*

APC offers extended warranties that provide a continuation of coverage beyond the original factory warranty period. This service extends the security and protection provided by your factory warranty and ensures that your product will be repaired or replaced if necessary, at no additional charge. Extended warranties are available for purchase in one-year increments.

This service is available for all Rack PDUs, Rack ATs, Rack LCD consoles, and KVM switches, and includes:

- Technical support from product-specific support engineers to assist with questions or concerns
- Cross shipment of parts or replacement product — no waiting for your critical equipment

Add an extended warranty to your shopping cart on www.apc.com for new purchases or purchase an extended warranty for your existing product.

*Check with your local sales representative for extended warranty services available.

Life Is On



Find out more:

The Rack PDU Selector is located at:
www.apc.com/tools/selector/pdu

Test drive a metered or switched Rack PDU at:
testdrive.apc.com

Schneider Electric

132 Fairgrounds Rd.
West Kingston, RI 02892
Phone: 1-877-800-4272

www.apc.com

May 2016

©2016 Schneider Electric. All Rights Reserved.
Schneider Electric | Life Is On, APC, InfraStruxure, StruxureWare, and NetShelter are trademarks and the property of Schneider Electric SE, its subsidiaries, and affiliated companies. All other trademarks are the property of their respective owners.
998-1165125_GMA-US_B

Компания «Life Electronics» занимается поставками электронных компонентов импортного и отечественного производства от производителей и со складов крупных дистрибьюторов Европы, Америки и Азии.

С конца 2013 года компания активно расширяет линейку поставок компонентов по направлению коаксиальный кабель, кварцевые генераторы и конденсаторы (керамические, пленочные, электролитические), за счёт заключения дистрибьюторских договоров

Мы предлагаем:

- Конкурентоспособные цены и скидки постоянным клиентам.
- Специальные условия для постоянных клиентов.
- Подбор аналогов.
- Поставку компонентов в любых объемах, удовлетворяющих вашим потребностям.
- Приемлемые сроки поставки, возможна ускоренная поставка.
- Доставку товара в любую точку России и стран СНГ.
- Комплексную поставку.
- Работу по проектам и поставку образцов.
- Формирование склада под заказчика.
- Сертификаты соответствия на поставляемую продукцию (по желанию клиента).
- Тестирование поставляемой продукции.
- Поставку компонентов, требующих военную и космическую приемку.
- Входной контроль качества.
- Наличие сертификата ISO.

В составе нашей компании организован Конструкторский отдел, призванный помогать разработчикам, и инженерам.

Конструкторский отдел помогает осуществить:

- Регистрацию проекта у производителя компонентов.
- Техническую поддержку проекта.
- Защиту от снятия компонента с производства.
- Оценку стоимости проекта по компонентам.
- Изготовление тестовой платы монтаж и пусконаладочные работы.



Тел: +7 (812) 336 43 04 (многоканальный)
Email: org@lifeelectronics.ru