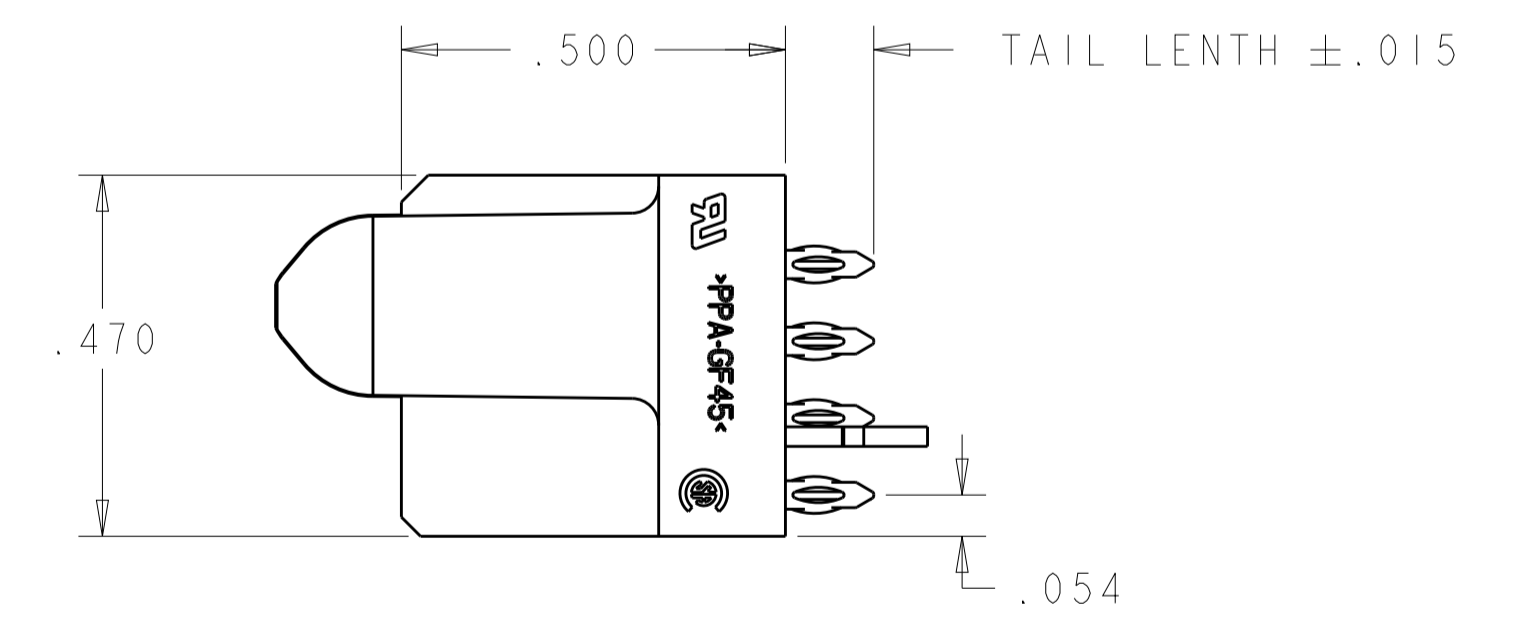
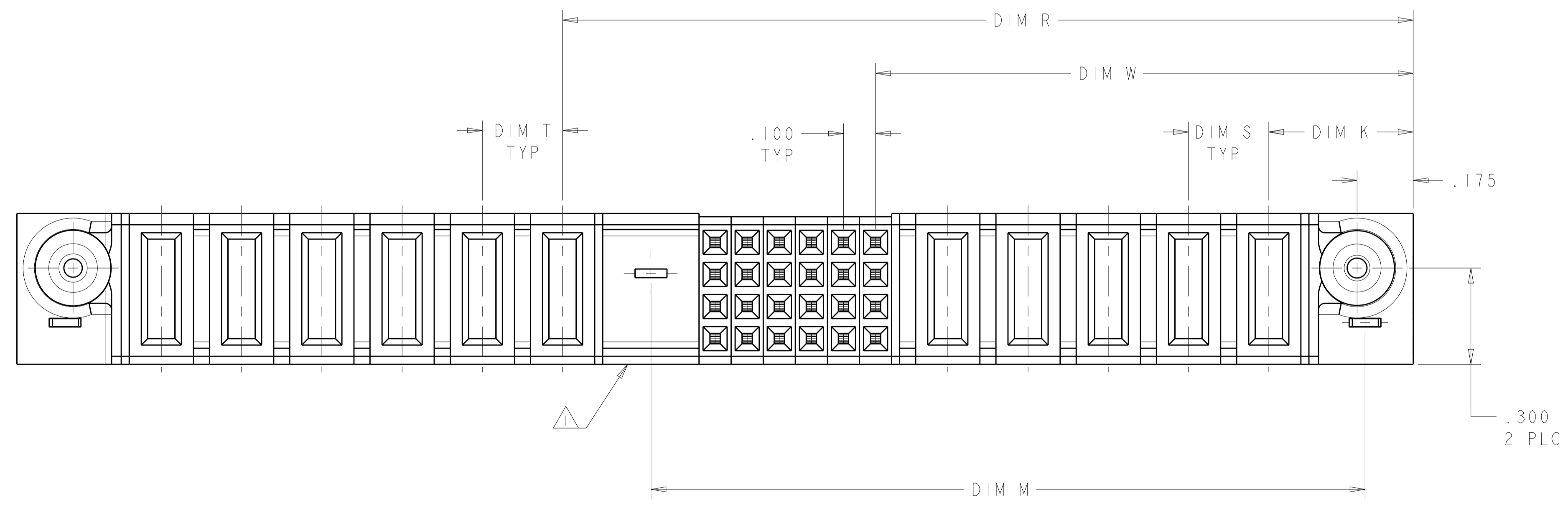
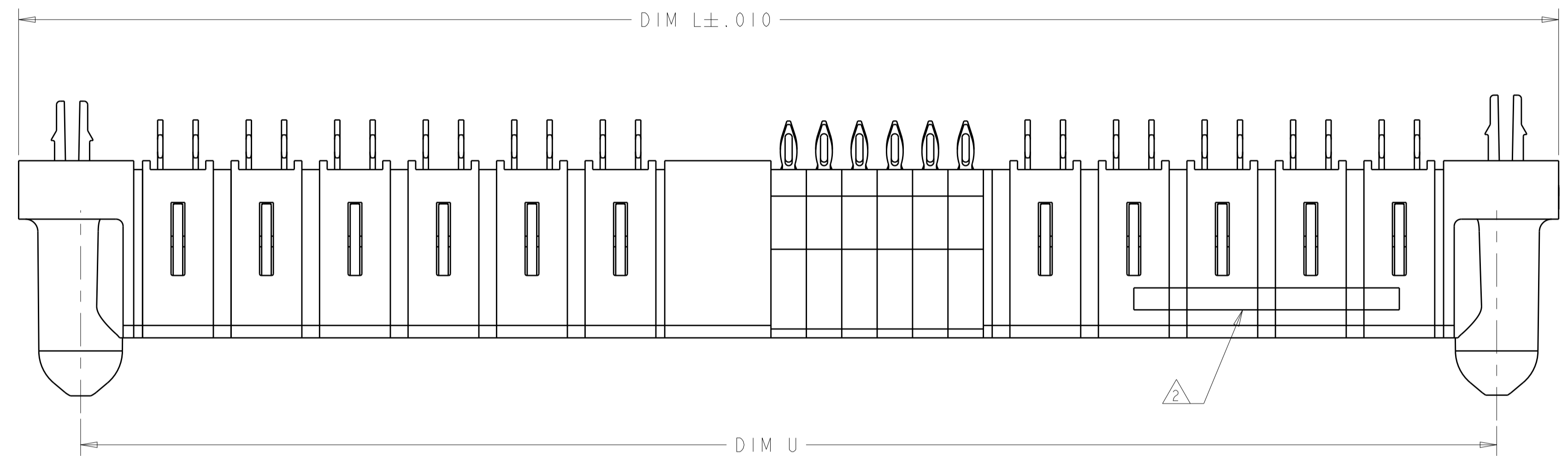
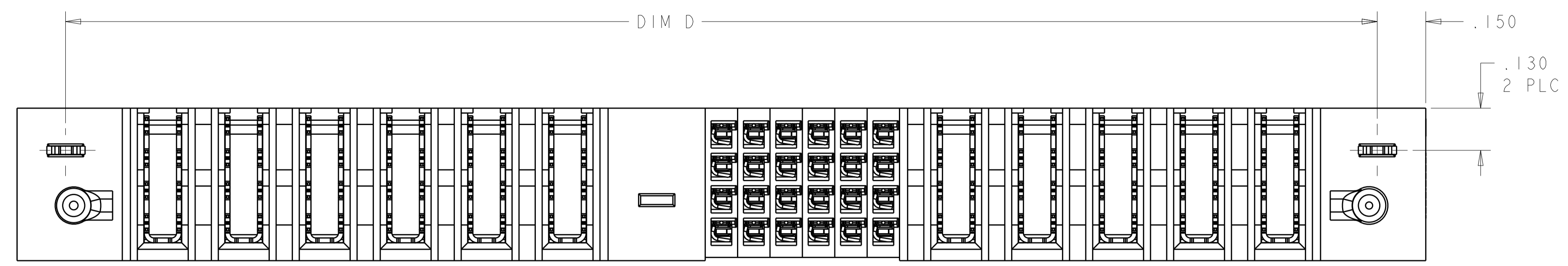


LOC	DIST	REVISIONS					
		P	LTN	DESCRIPTION	DATE	DMN	APVD
ES	00	K9		REV PER ECR-12-018831	30OCT2012	AY	SZ




- 1 OPTIONAL CENTER MODULE, WITH Ø.150 THRU HOLE OR HOLD DOWN FEATURE
- 2 "AMP", PART NUMBER AND DATE CODE TO BE MARKED IN AREA SHOWN PARTS UNDER 2.00 LONG MAY BE MARKED ON BOTH SIDES
- 3 MATERIAL: HOUSING - GLASS FILLED HIGH TEMP THERMO PLASTIC, UL94 V-0
 SIGNAL CONTACT - HIGH CONDUCTIVITY COPPER ALLOY
 POWER CONTACT - HIGH CONDUCTIVITY COPPER ALLOY
- 4 CONTACT PLATING: NOBLE METAL PLATING ON CONTACT FUNCTIONAL AREA OF POWER CONTACTS AND SIGNAL CONTACTS.
- 5 MECHANICAL CONNECTOR KEEP OUT ZONE
- 6 DATUM AND BASIC DIMENSIONS ESTABLISHED BY CUSTOMER
- 7 PCB - ALL HOLE DIAMETERS ARE FINISHED HOLE SIZES
- 8 PCB - 0.0453 ±.0010 DRILLED HOLES PLATED WITH .0003 MIN Sn OVER .001 TO .003 Cu PLATING TO ACHIEVE A .040 HOLE
- 9 VARIABLE DIMENSION SHOWN VIEW (SHEET 6)

THIS DRAWING IS A CONTROLLED DOCUMENT.		DMN R. GRZYBOWSKI CHK M. PERCHERKE APVD M. PERCHERKE	29APR05 29APR05	TE Connectivity NAME VERTICAL RECEPTACLE ASSEMBLY WITH GUIDES MULTI-BEAM XL
DIMENSIONS: INCHES	TOLERANCES UNLESS OTHERWISE SPECIFIED: 0 PLC ±. 1 PLC ±.01 2 PLC ±.01 3 PLC ±.005 4 PLC ±.0020 ANGLES ±.7°	PRODUCT SPEC 108-1973 APPLICATION SPEC 114-13038	SIZE A1	
MATERIAL	FINISH	WEIGHT	CAGE CODE 6450540	RESTRICTED TO
CUSTOMER DRAWING		SCALE 2:1	SHEET 1	OF 19
		REV K9		

THIS DRAWING IS UNPUBLISHED. RELEASED FOR PUBLICATION 20
 © COPYRIGHT 20 BY - ALL RIGHTS RESERVED.

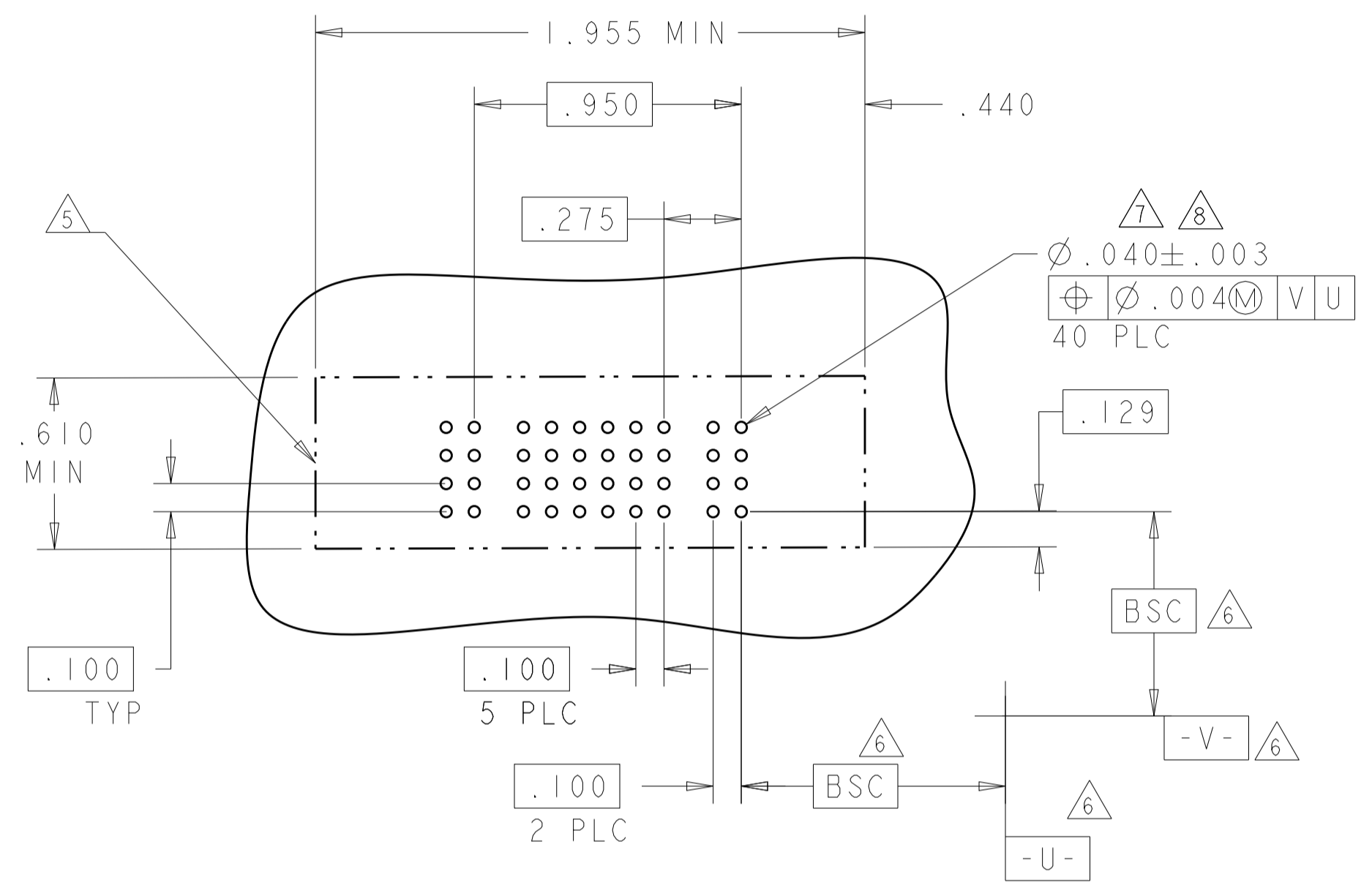
LOC		DIST		REVISIONS			
ES	00	P	LTN	DESCRIPTION	DATE	OWN	APVD
		-		SEE SHEET 1	-	-	-

K9	1.350	1.300	-	-	1.200	.625	-	1.650	.450	1P + 20S + 1P	6-6450540-6
	2.550	2.500	.250	.250	1.650	1.375	-	2.85	.450	4P + 8S + 4P	6-6450540-5
	1.350	1.300	-	-	1.200	.625	-	1.650	.450	1P + 20S + 1P	6-6450540-2
	-	3.300	.200	.200	2.200	1.625	-	3.650	.450	6P + 20S + 6P	6-6450540-1
	2.950	2.900	.250	.250	2.050	1.375	-	3.250	.450	4P + 24S + 4P	6-6450540-0
	2.050	2.000	.250	.250	1.650	.925	-	2.350	.450	2P + 24S + 2P	5-6450540-9
	2.050	2.000	.250	.250	1.400	1.125	-	2.350	.450	3P + 8S + 3P	5-6450540-5
	2.500	2.450	.250	.250	1.850	1.375	-	2.800	.450	4P + 16S + 3P	5-6450540-4
	2.950	2.900	.250	.250	2.050	1.375	-	3.250	.450	4P + 24S + 4P	5-6450540-3
	1.350	1.300	-	-	1.200	.675	-	1.650	.450	1P + 16S + 1P	5-6450540-2
	1.750	1.700	.250	.250	1.350	.875	-	2.050	.450	2P + 16S + 2P	5-6450540-1
	5.950	5.900	.250	.250	3.550	2.8750	-	6.250	.450	10P + 24S + 10P	5-6450540-0
	5.150	5.100	.250	.250	3.250	2.375	-	5.450	.450	8P + 32S + 8P	4-6450540-9
	1.250	1.200	-	-	1.100	.625	-	1.550	.450	1P + 16S + 1P	4-6450540-8
	2.150	2.100	.250	.250	1.500	1.175	-	2.450	.450	3P + 8S + 3P	4-6450540-7
	1.150	1.100	-	-	1.000	.675	-	1.450	.450	1P + 8S + 1P	4-6450540-6
	-	-	-	.200	-	-	-	2.820	.450	12HDP	4-6450540-5
	-	-	.200	.200	2.600	1.625	-	3.970	.450	6HDP + 36S + 7HDP	4-6450540-4
	2.65	2.60	.250	.250	2.250	1.625	-	2.950	.450	5P + 20S + 2P	(E) 4-6450540-3
	-	-	-	.200	-	-	-	2.620	.450	11HDP	(E) 4-6450540-2
	-	-	.200	.200	2.600	1.625	-	3.770	.450	6P + 36S + 6P	4-6450540-1
	-	-	.200	.200	4.500	3.425	-	7.470	.450	15P + 40S + 15P	4-6450540-0
	-	-	.200	.200	-	-	-	7.470	-	15P + 40S + 15P	(D) 3-6450540-9
	4.650	4.600	.250	.250	3.250	1.875	-	4.950	.450	6P + 52S + 6P	(D) 2-6450540-7
	1.950	1.900	-	-	1.550	.875	-	2.250	.450	2P + 24S + 2P	(D) 2-6450540-5
	2.450	2.400	.250	.250	1.800	1.125	-	2.750	.450	3P + 24S + 3P	(D) 2-6450540-0
	-	1.575	-	-	1.425	.700	-	1.925	.475	1P + 24S + 1P	(E) 1-6450540-8
	-	5.450	△ ₁₀	△ ₁₀	3.075	2.425	-	5.800	.425	10P + 24S + 12P	1-6450540-4
	3.250	3.200	.200	.200	2.125	1.575	-	3.550	.425	6P + 20S + 6P	1-6450540-2
	-	2.850	.250	.250	2.000	1.125	-	3.200	.450	3P + 32S + 4P	1-6450540-1
	1.950	1.900	.250	.250	1.550	.875	-	2.250	.450	2P + 24S + 2P	1-6450540-0
	-	1.400	.250	.250	1.300	.625	-	1.750	.450	1P + 24S + 1P	6450540-7
	-	2.400	.250	.250	2.050	1.375	-	2.750	.450	4P + 24S + 2P	6450540-6
	-	3.100	.250	.250	2.000	1.625	-	3.450	.450	5P + 12S + 5P	6450540-5
	-	3.400	.250	.250	2.050	1.375	-	3.750	.450	4P + 24S + 6P	6450540-4
	-	7.400	.250	.250	5.050	2.875	-	7.750	.450	10P + 84S + 10P	6450540-3
	-	4.000	.250	.250	2.650	1.675	2.225	4.350	.450	5P+24S+1M+6P	6450540-2
	-	1.575	-	-	1.425	.700	-	1.925	.475	1P + 24S + 1P	6450540-1
D	U	T	S	R	W	M	L	K		DESCRIPTION	PART NUMBER

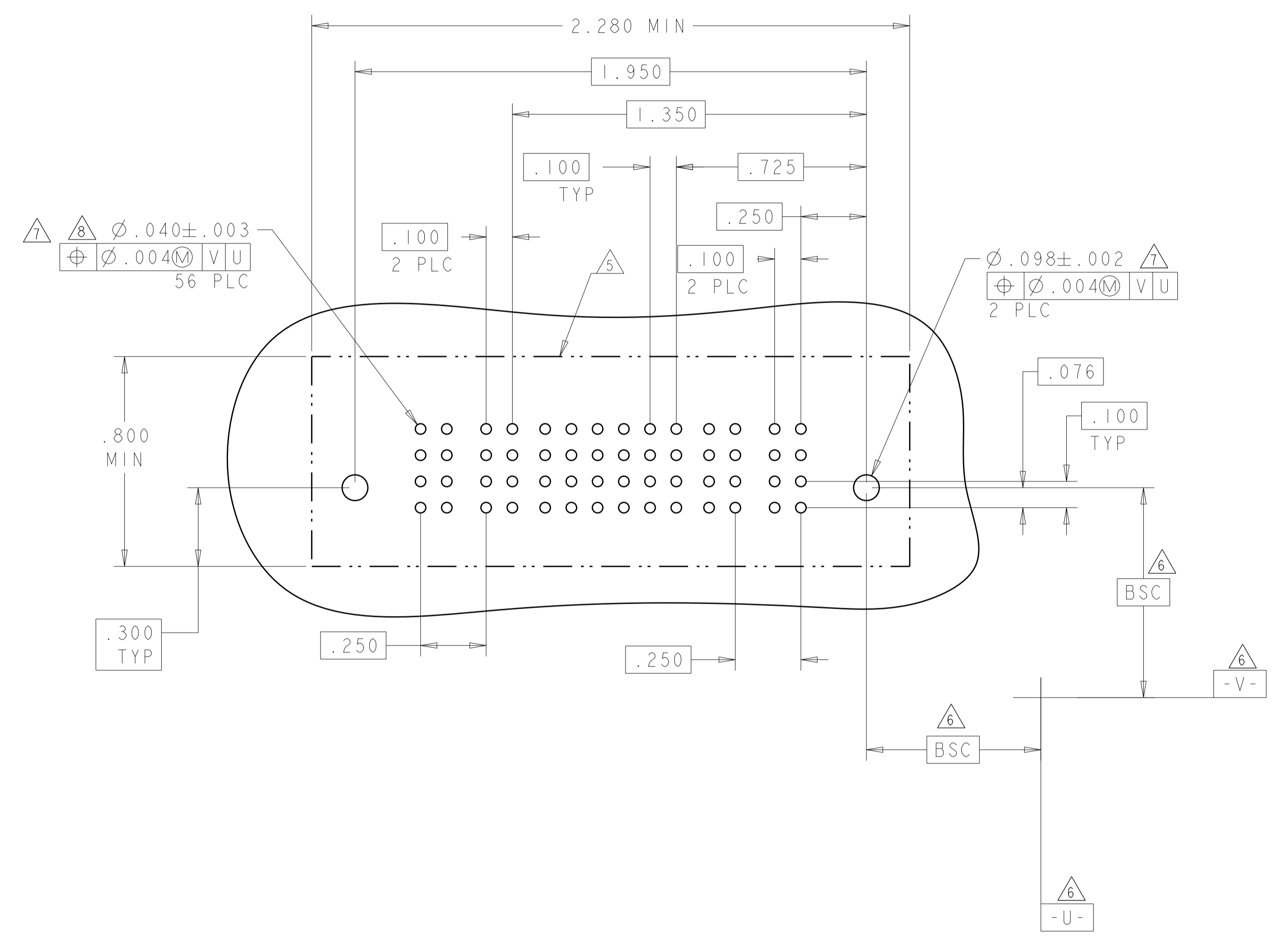
THIS DRAWING IS A CONTROLLED DOCUMENT.		OWN R. GRZYBOWSKI	29APR05
DIMENSIONS: INCHES		CHK M. PERCHERKE	29APR05
TOLERANCES UNLESS OTHERWISE SPECIFIED:		APVD M. PERCHERKE	NAME
0 PLC ±. 1 PLC ±.01 2 PLC ±.005 3 PLC ±.005 4 PLC ±.0020 ANGLES ±.0020 FINISH		PRODUCT SPEC	VERTICAL RECEPTACLE ASSEMBLY WITH GUIDES MULTI-BEAM XL
		APPLICATION SPEC	SIZE CAGE CODE DRAWING NO RESTRICTED TO
MATERIAL		114-13038	A100779C=6450540
CUSTOMER DRAWING		WEIGHT	SCALE 2:1 SHEET 2 OF 19 REV K9

LOC	DIST	REV	DATE	APPV
ES	00			

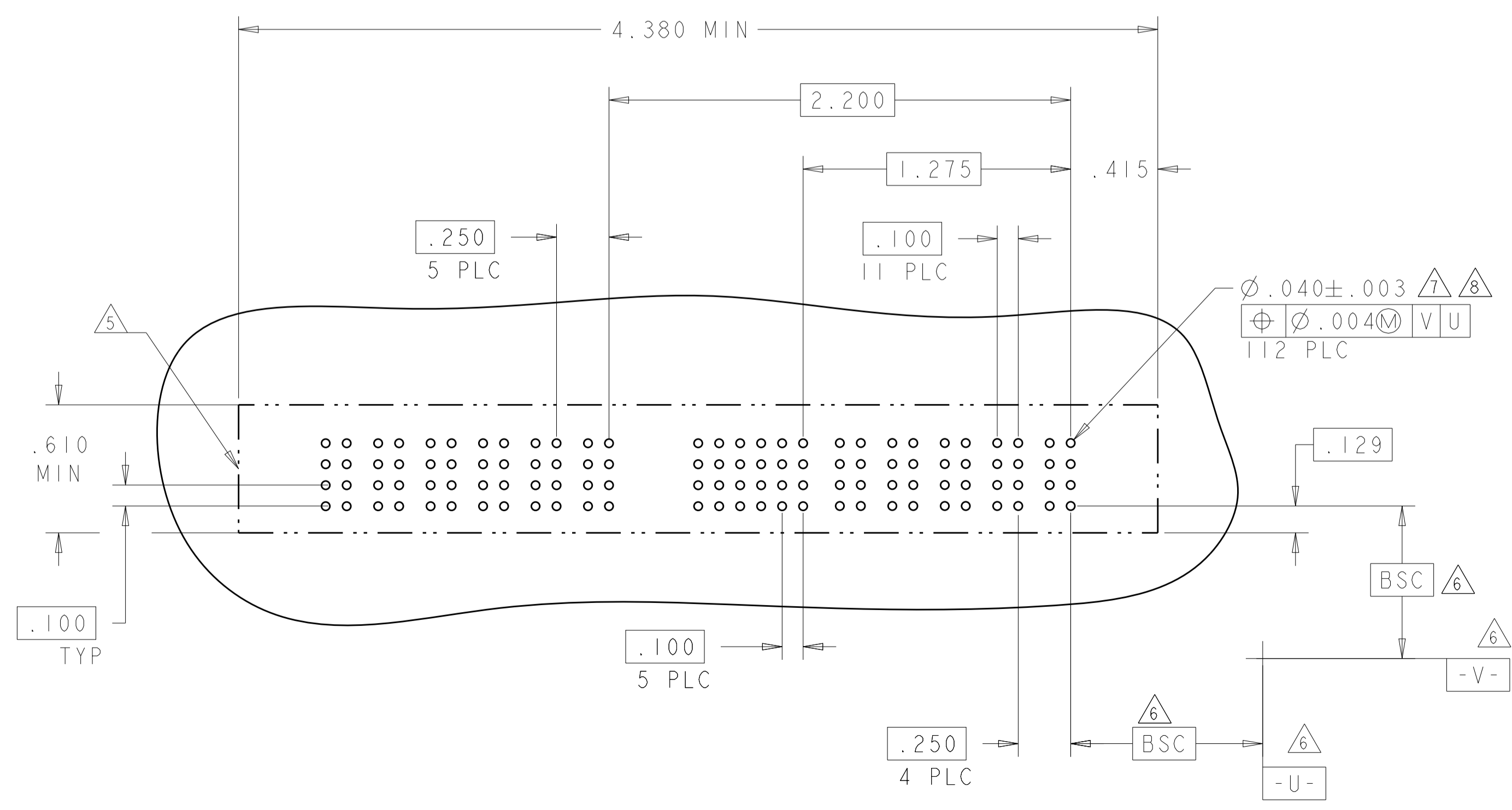
PART NUMBER	ROWS	POWER						SIGNAL						POWER	
		P2	6	5	4	3	2	1	PI						
6450540-1	DCBA	GP	AP	AP	AP	AP	AP	AP	AP	AP	AP	AP	AP	GP	
			AP	AP	AP	AP	AP	AP	AP	AP	AP	AP	AP		
			AP	AP	AP	AP	AP	AP	AP	AP	AP	AP	AP		
IP + 24S + IP															



PART NUMBER	ROWS	POWER		SIGNAL						POWER			
		P4	P3	6	5	4	3	2	1	P2	PI		
2-6450540-5	DCBA	GP	GP	AP	AP	AP	AP	AP	AP	AP	AP	GP	GP
				AP	AP	AP	AP	AP	AP	AP	AP		
				AP	AP	AP	AP	AP	AP	AP	AP		
2P + 24S + 2P													



PART NUMBER	ROWS	POWER						SIGNAL						POWER						
		PI1	PI0	P9	P8	P7	P6	MI	6	5	4	3	2	1	P5	P4	P3	P2	PI	
6450540-2	DCBA	GP	GP	GP	GP	GP	GP		AP	AP	AP	AP	AP	AP	AP	GP	GP	GP	GP	GP
									AP	AP	AP	AP	AP	AP	AP					
									AP	AP	AP	AP	AP	AP	AP					
5P + 24S + 1M + 6P																				



VS	STD POWER PRESSFIT CONTACT .115 LG
VP	MFBL POWER PRESSFIT CONTACT .115 LG
GS	STD POWER PRESSFIT CONTACT .135 LG
GP	MFBL POWER PRESSFIT CONTACT .135 LG
P	SIGNAL PRESSFIT CONTACT .115 LG
AP	SIGNAL PRESSFIT CONTACT .135 LG
CODE	TAIL LENGTH

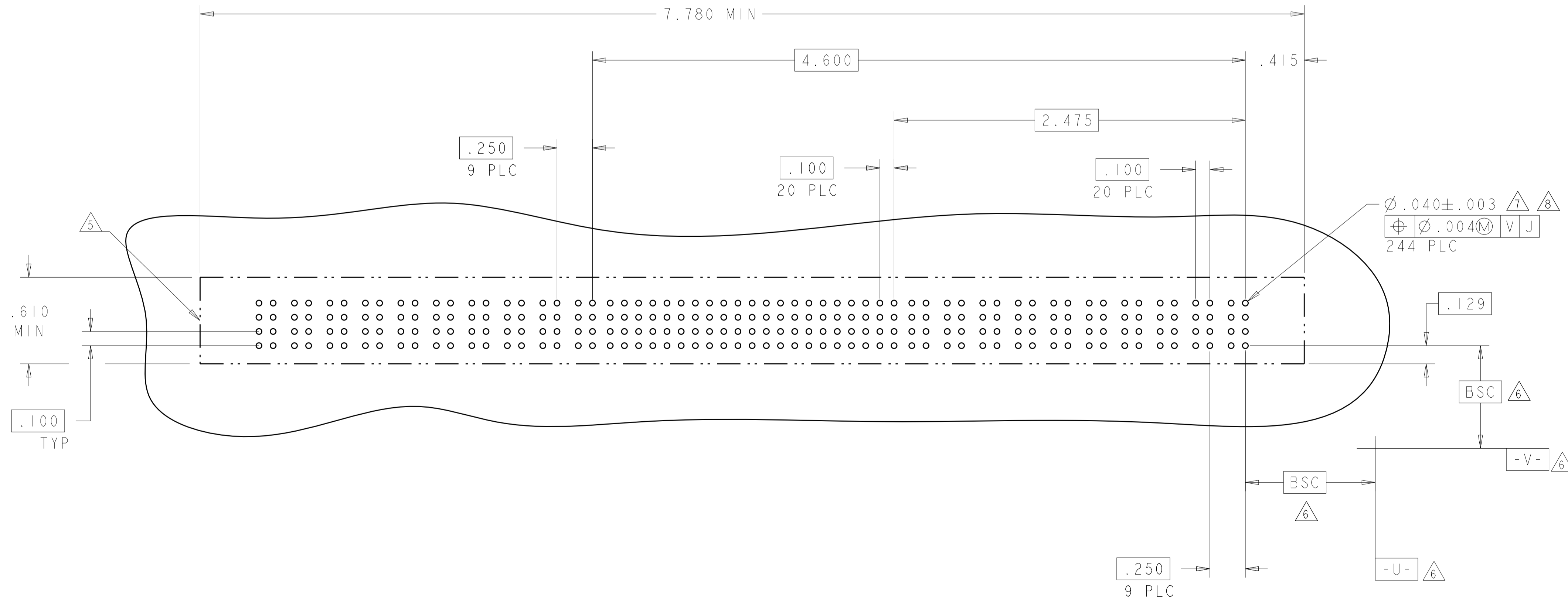
CONTACT TABLE

THIS DRAWING IS A CONTROLLED DOCUMENT.		DWN	R. GRZYBOWSKI	29APR05
DIMENSIONS: INCHES		CHK	M. PERCHERKE	29APR05
TOLERANCES UNLESS OTHERWISE SPECIFIED:		APPV		
0 PLC	±	NAME		
1 PLC	±.01	PRODUCT SPEC		
2 PLC	±.01	APPLICATION SPEC		
3 PLC	±.005	SIZE		
4 PLC	±.002	CAGE CODE		
ANGLES	±.002	DRAWING NO		
MATERIAL	FINISH	RESTRICTED TO		
CUSTOMER DRAWING		A100779C=6450540		
SCALE		2:1		
SHEET		3 OF 19		
REV		K9		

THIS DRAWING IS UNPUBLISHED. RELEASED FOR PUBLICATION 20
© COPYRIGHT 20 BY - ALL RIGHTS RESERVED.

LOC		DIST		REVISIONS			
P	LTN	DESCRIPTION		DATE	DNM	APVD	
-	-	SEE SHEET 1		-	-	-	

PART NUMBER	ROWS	POWER									SIGNAL																				POWER									
		P20	P19	P18	P17	P16	P15	P14	P13	P12	P11	21	20	19	18	17	16	15	14	13	12	11	10	9	8	7	6	5	4	3	2	1	P10	P9	P8	P7	P6	P5	P4	P3
6450540-3	D C B A	GP											AP																				GP							
		GP											AP																				GP							
		GP											AP																				GP							
		GP											AP																				GP							
10P + 84S + 10P																																								



HP	MFBL POWER PRESSFIT CONTACT .165 LG
BP	SIGNAL PRESSFIT CONTACT .165 LG
GP	MFBL POWER PRESSFIT CONTACT .135 LG
AP	SIGNAL PRESSFIT CONTACT .135 LG
CODE	TAIL LENGTH

CONTACT TABLE

THIS DRAWING IS A CONTROLLED DOCUMENT.

DWN R. GRZYBOWSKI 29APR05
CHK M. PERCHERKE 29APR05

APVD M. PERCHERKE

DIMENSIONS:	TOLERANCES UNLESS OTHERWISE SPECIFIED:
INCHES	0 PLC ± 1 PLC ±.01 2 PLC ±.01 3 PLC ±.005 4 PLC ±.002 ANGLES ±.0020

MATERIAL FINISH

NAME: VERTICAL RECEPTACLE ASSEMBLY WITH GUIDES MULTI-BEAM XL

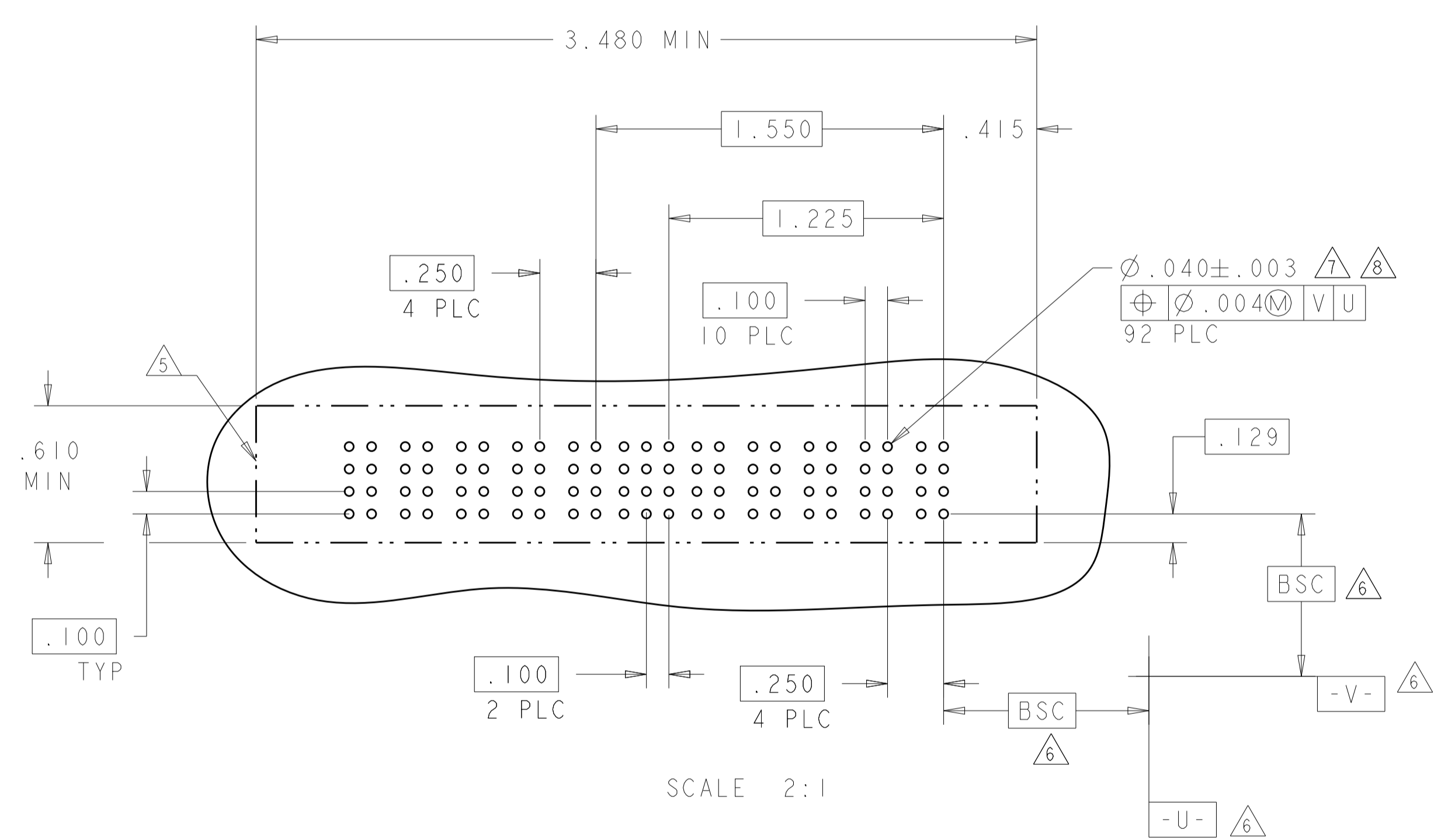
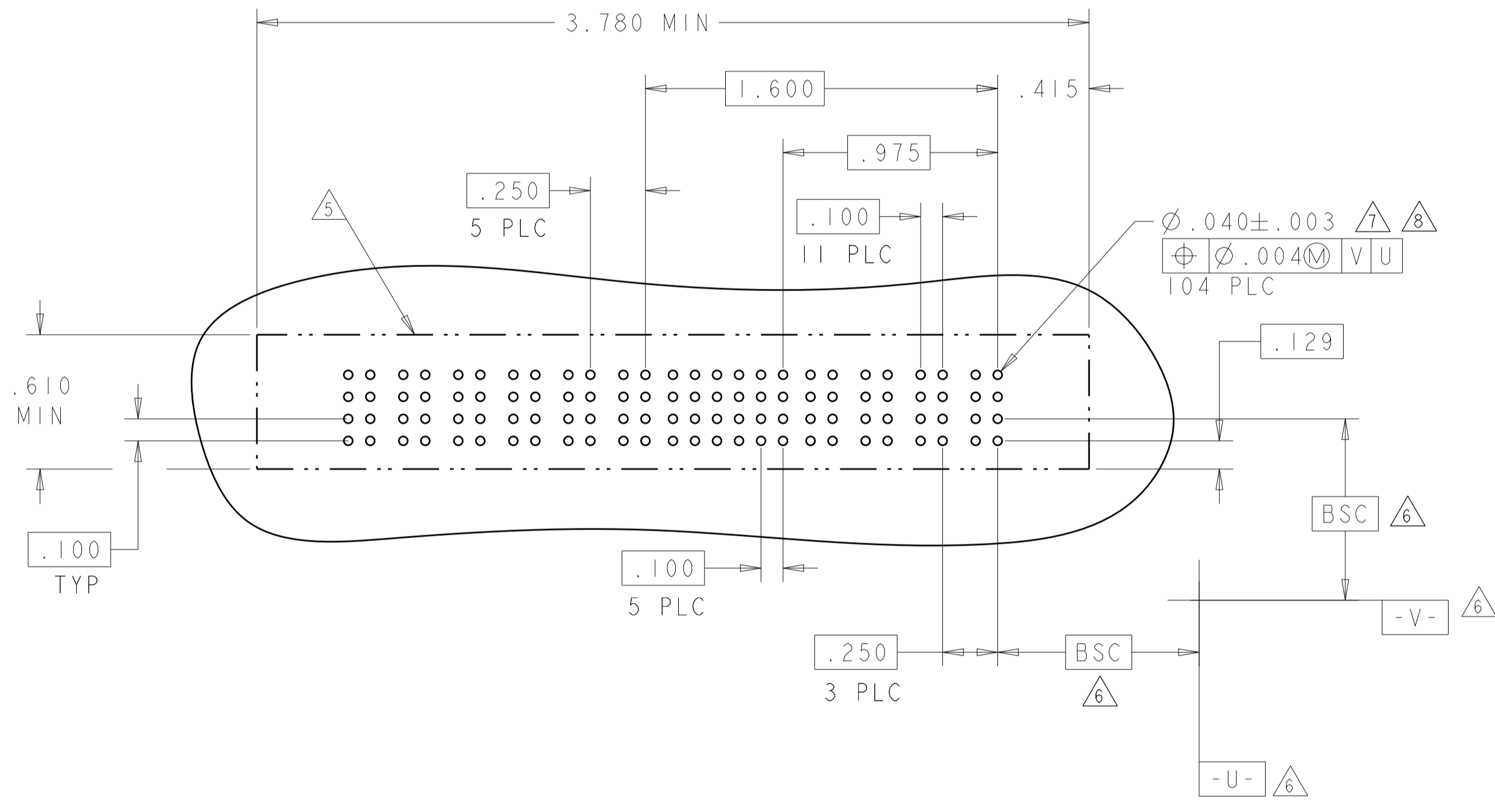
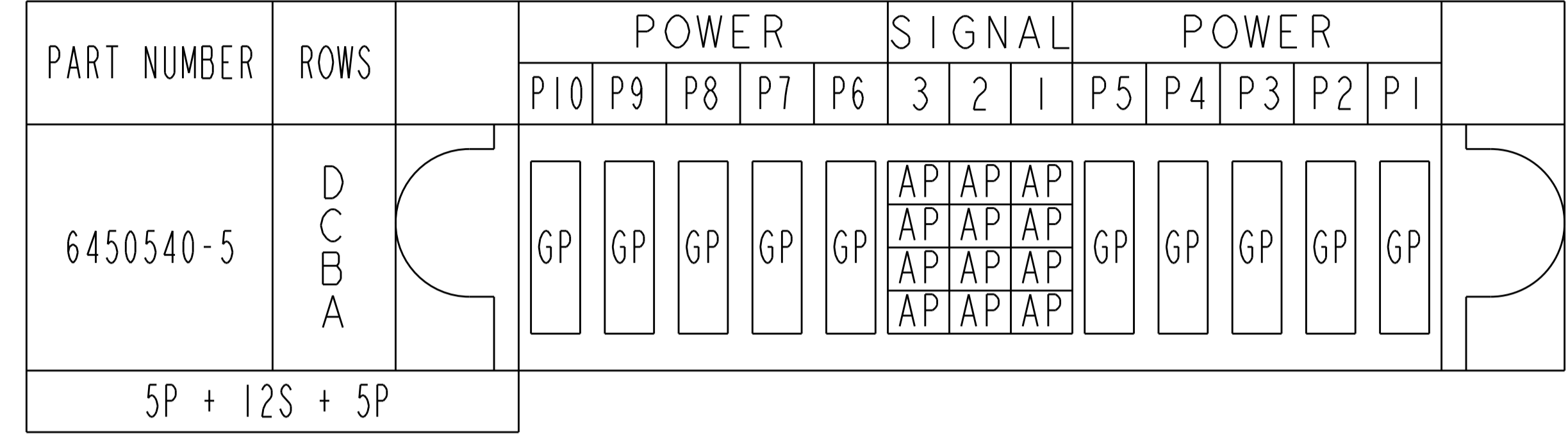
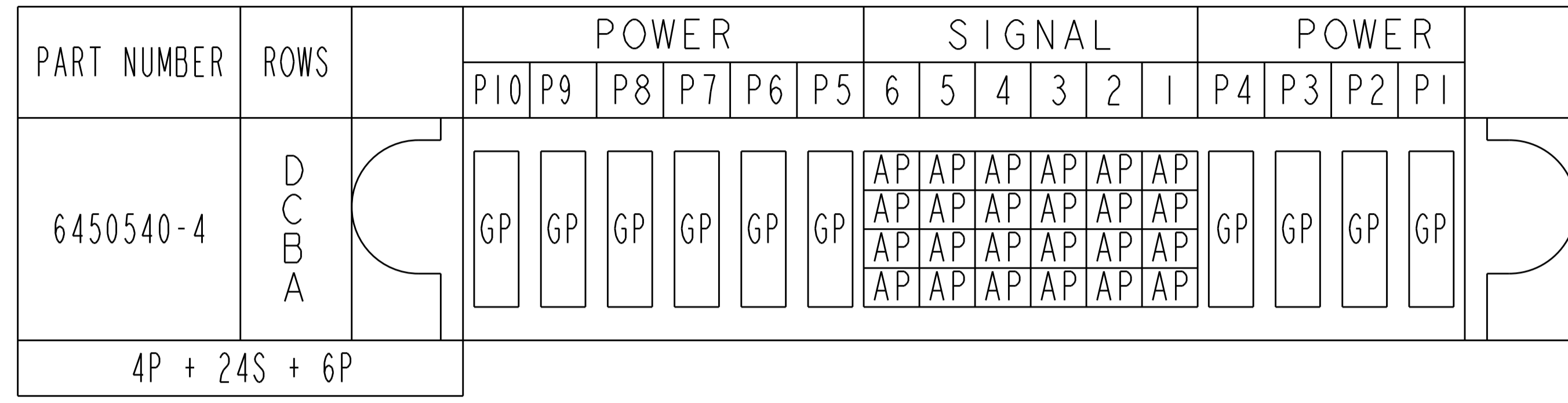
PRODUCT SPEC: 108-1973

APPLICATION SPEC: 114-13038

RESTRICTED TO: A100779C=6450540

SCALE: 2:1 SHEET 4 OF 19 REV: K9

LOC	DIST	REVISIONS			
P	LTN	DESCRIPTION	DATE	DMN	APVD
ES	00	SEE SHEET 1			



GP	MFBL POWER PRESSFIT CONTACT .135 LG
AP	SIGNAL PRESSFIT CONTACT .135 LG
CODE	TAIL LENGTH
CONTACT TABLE	

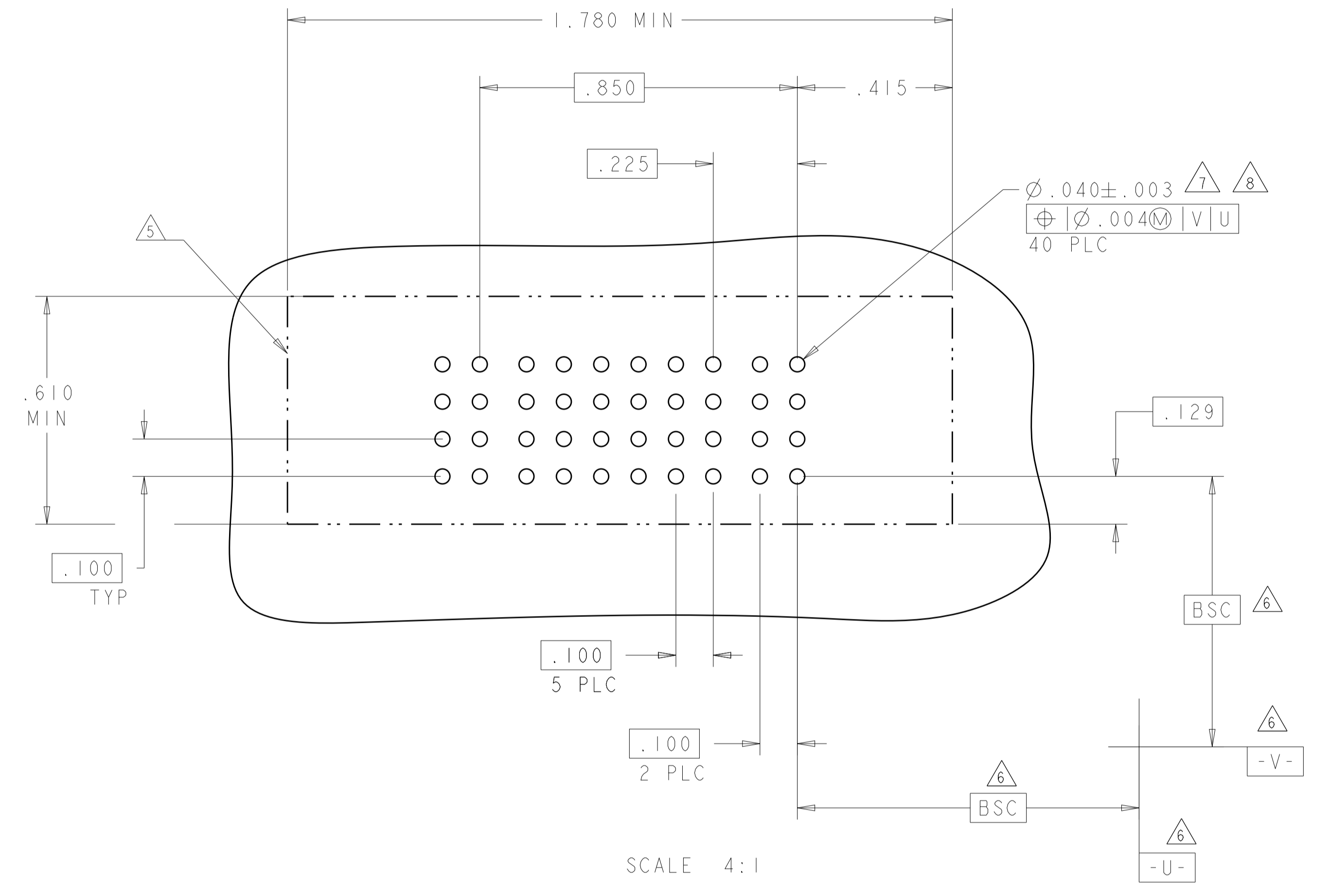
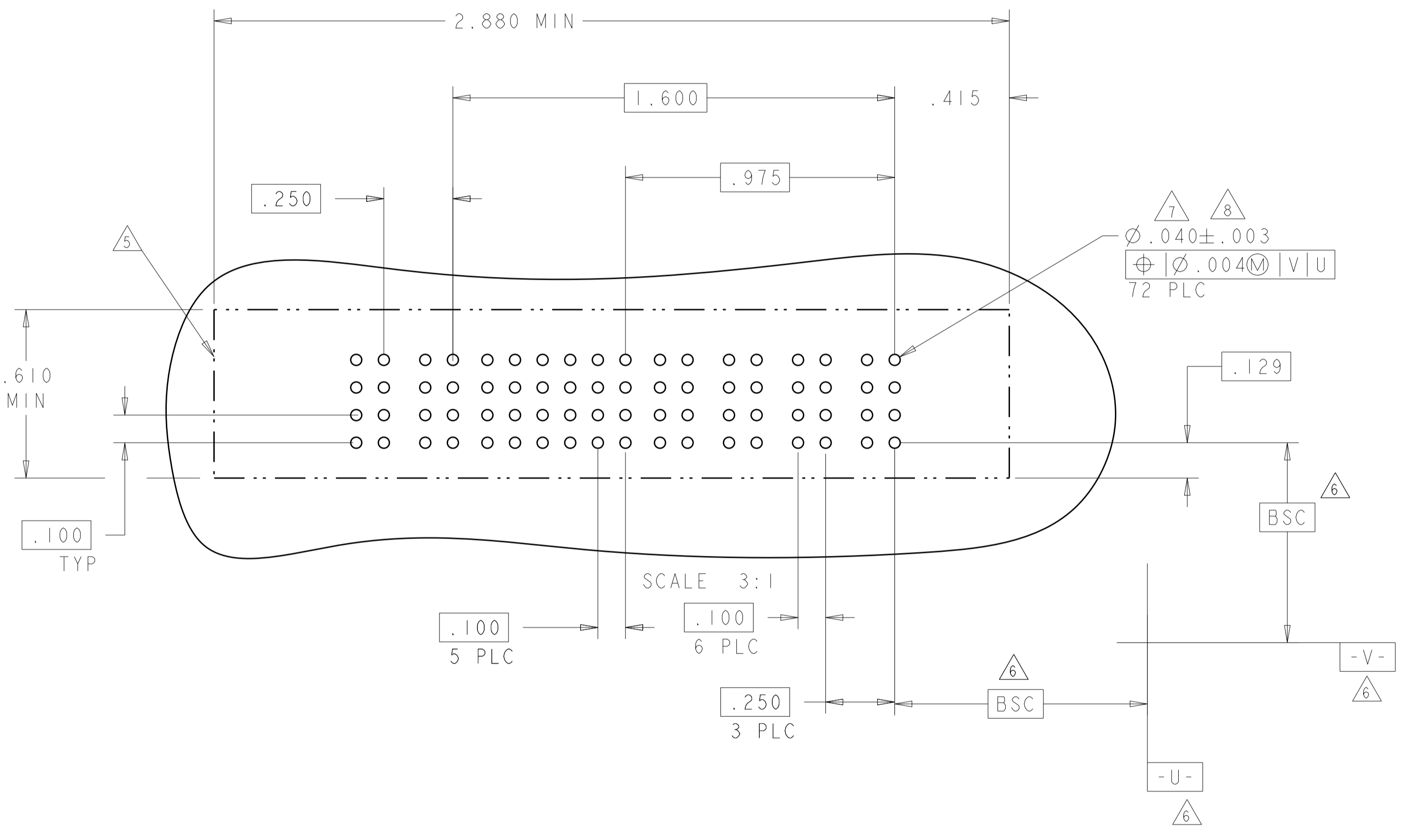
THIS DRAWING IS A CONTROLLED DOCUMENT.		DMN	R. GRZYBOWSKI	29APR05
DIMENSIONS: INCHES		CHK	M. PERCHERKE	29APR05
TOLERANCES UNLESS OTHERWISE SPECIFIED:		APVD	M. PERCHERKE	
0 PLC	±	PRODUCT SPEC		
1 PLC	±.01	APPLICATION SPEC		
2 PLC	±.005	SIZE	CAGE CODE	DRAWING NO
3 PLC	±.0020	RESTRICTED TO		
4 PLC	±.0020	SCALE	2:1	SHEET 5 OF 19
ANGLES	±.0020	REV	K9	
MATERIAL	FINISH	WEIGHT		
CUSTOMER DRAWING		A100779C=6450540		

LOC	DIST	REV	DATE	APPV
ES	00			

REVISIONS		DATE	OWN	APPV
-	SEE SHEET 1	-	-	-

PART NUMBER	ROWS	POWER		SIGNAL						POWER					
		P6	P5	6	5	4	3	2	1	P4	P3	P2	P1		
6450540-6	D C B A	GP	GP	AP	AP	AP	AP	AP	AP	AP	AP	GP	GP	GP	GP
				AP	AP	AP	AP	AP	AP	AP	AP				
				AP	AP	AP	AP	AP	AP	AP	AP				
				AP	AP	AP	AP	AP	AP	AP	AP				
4P + 24S + 2P															

PART NUMBER	ROWS	POWER		SIGNAL						POWER		
		P2	6	5	4	3	2	1	P1			
6450540-7	D C B A	GP	GP	AP	AP	AP	AP	AP	AP	AP	AP	GP
				AP	AP	AP	AP	AP	AP	AP	AP	
				AP	AP	AP	AP	AP	AP	AP	AP	
				AP	AP	AP	AP	AP	AP	AP	AP	
IP + 24S + IP												

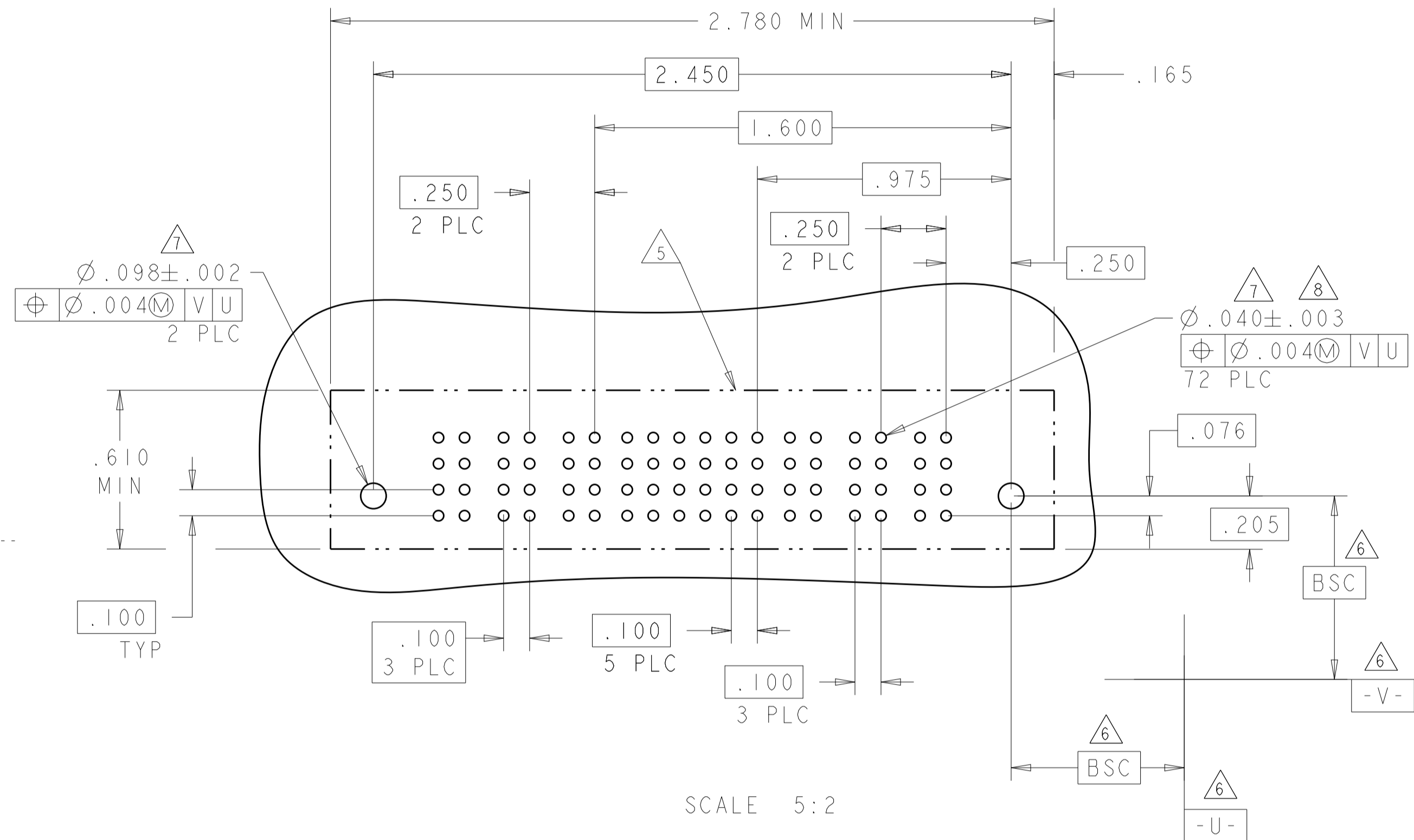
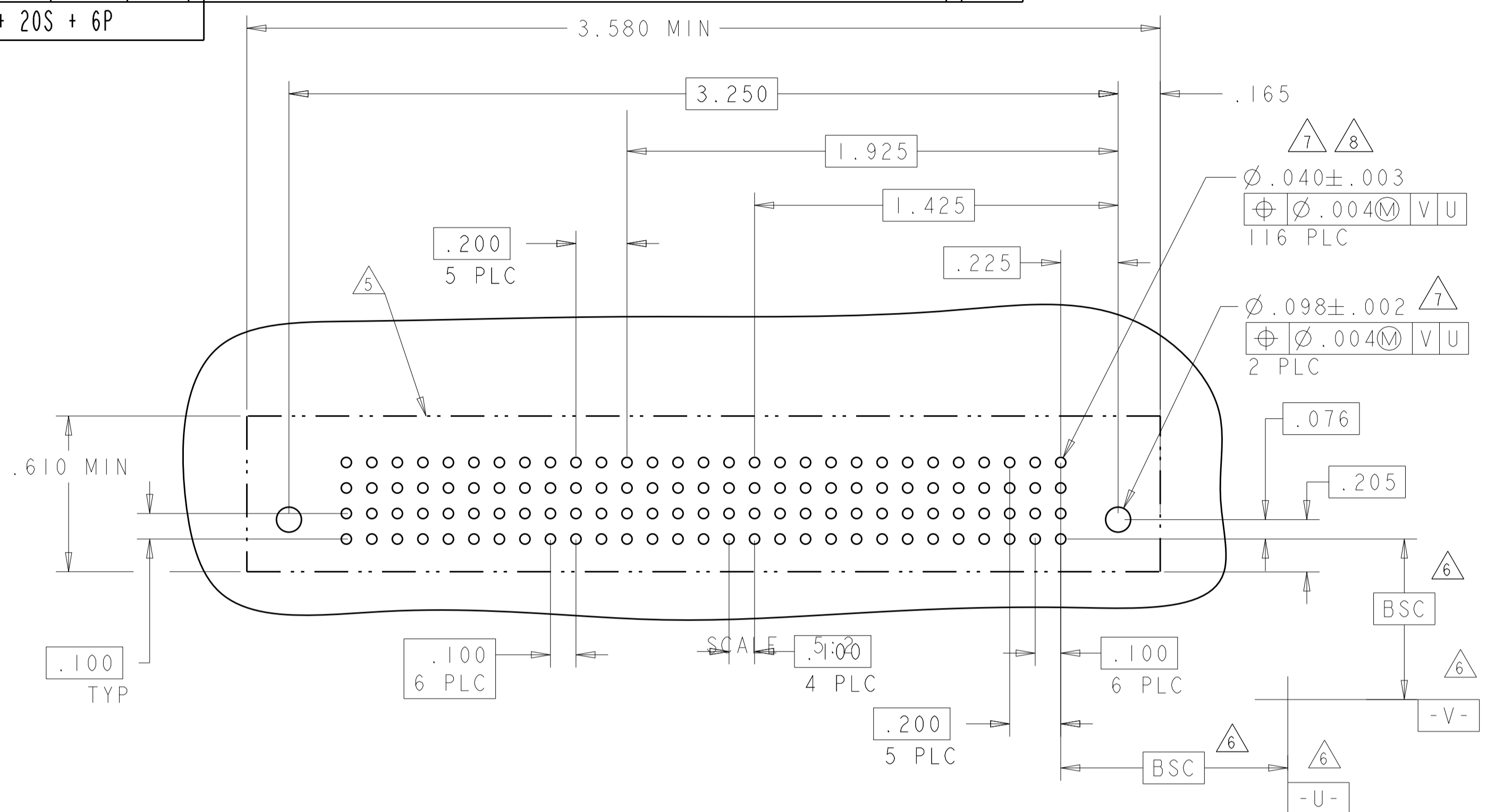


THIS DRAWING IS A CONTROLLED DOCUMENT.		OWN: R. GRZYBOWSKI 29APR05	 TE Connectivity
DIMENSIONS: INCHES		CHK: M. PERCHERKE 29APR05	
TOLERANCES UNLESS OTHERWISE SPECIFIED:		APVD: M. PERCHERKE	NAME: VERTICAL RECEPTACLE ASSEMBLY WITH GUIDES MULTI-BEAM XL
0 PLC ± 1 PLC ±.01 2 PLC ±.01 3 PLC ±.005 4 PLC ±.0020 ANGLES ±.2°		PRODUCT SPEC: 108-1973	SIZE: A1
MATERIAL: FINISH:		APPLICATION SPEC: 114-13038	CAGE CODE: 6450540
		WEIGHT:	DRAWING NO: 6450540
		CUSTOMER DRAWING	SCALE: 2:1 SHEET 6 OF 19 REV: K9

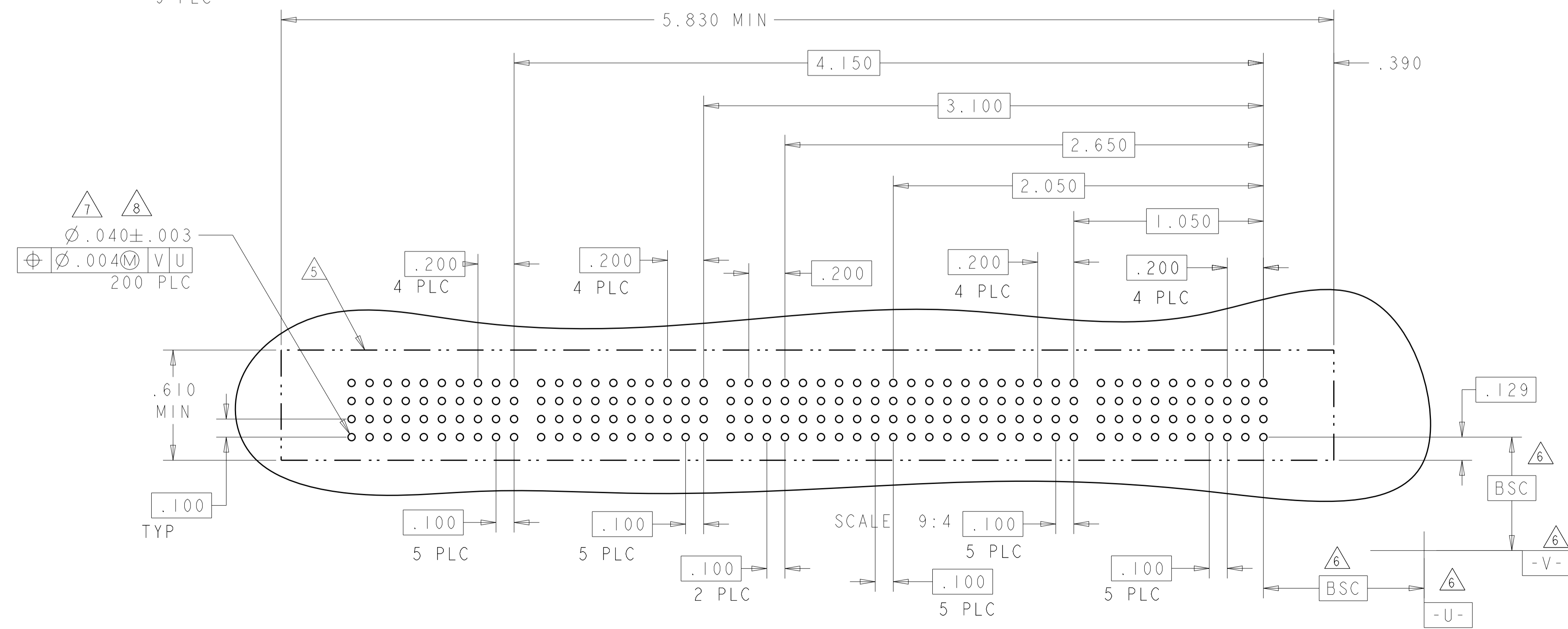
LOC	DIST	REVISIONS			
P	LTN	DESCRIPTION	DATE	OWN	APVD
ES	00	SEE SHEET 1			

PART NUMBER	ROWS	POWER						SIGNAL					POWER						
		P12	P11	P10	P9	P8	P7	5	4	3	2	1	P6	P5	P4	P3	P2	P1	
I-6450540-2	DCBA	GP	GP	GP	GP	GP	GP	AP	AP	AP	AP	AP	AP	GP	GP	GP	GP	GP	GP
		GP	GP	GP	GP	GP	GP	AP	AP	AP	AP	AP	AP	GP	GP	GP	GP	GP	GP
		GP	GP	GP	GP	GP	GP	AP	AP	AP	AP	AP	AP	GP	GP	GP	GP	GP	GP
		GP	GP	GP	GP	GP	GP	AP	AP	AP	AP	AP	AP	GP	GP	GP	GP	GP	GP

PART NUMBER	ROWS	POWER			SIGNAL						POWER				
		P6	P5	P4	6	5	4	3	2	1	P3	P2	P1		
2-6450540-0	DCBA	GP	GP	GP	AP	AP	AP	AP	AP	AP	AP	AP	GP	GP	GP
		GP	GP	GP	AP	AP	AP	AP	AP	AP	AP	AP	GP	GP	GP
		GP	GP	GP	AP	AP	AP	AP	AP	AP	AP	AP	GP	GP	GP
		GP	GP	GP	AP	AP	AP	AP	AP	AP	AP	AP	GP	GP	GP



PART NUMBER	ROWS	POWER										SIGNAL						POWER											
		P22	P21	P20	P19	P18	P17	P16	P15	P14	P13	P12	P11	6	5	4	3	2	1	P10	P9	P8	P7	P6	P5	P4	P3	P2	P1
I-6450540-4	DCBA	GP	GP	GP	GP	GP	GP	GP	GP	GP	GP	GP	AP	AP	AP	AP	AP	AP	AP	GP	GP	GP	GP	GP	GP	GP	GP	GP	GP
		GP	GP	GP	GP	GP	GP	GP	GP	GP	GP	GP	AP	AP	AP	AP	AP	AP	AP	GP	GP	GP	GP	GP	GP	GP	GP	GP	GP
		GP	GP	GP	GP	GP	GP	GP	GP	GP	GP	GP	AP	AP	AP	AP	AP	AP	AP	GP	GP	GP	GP	GP	GP	GP	GP	GP	GP
		GP	GP	GP	GP	GP	GP	GP	GP	GP	GP	GP	AP	AP	AP	AP	AP	AP	AP	GP	GP	GP	GP	GP	GP	GP	GP	GP	GP

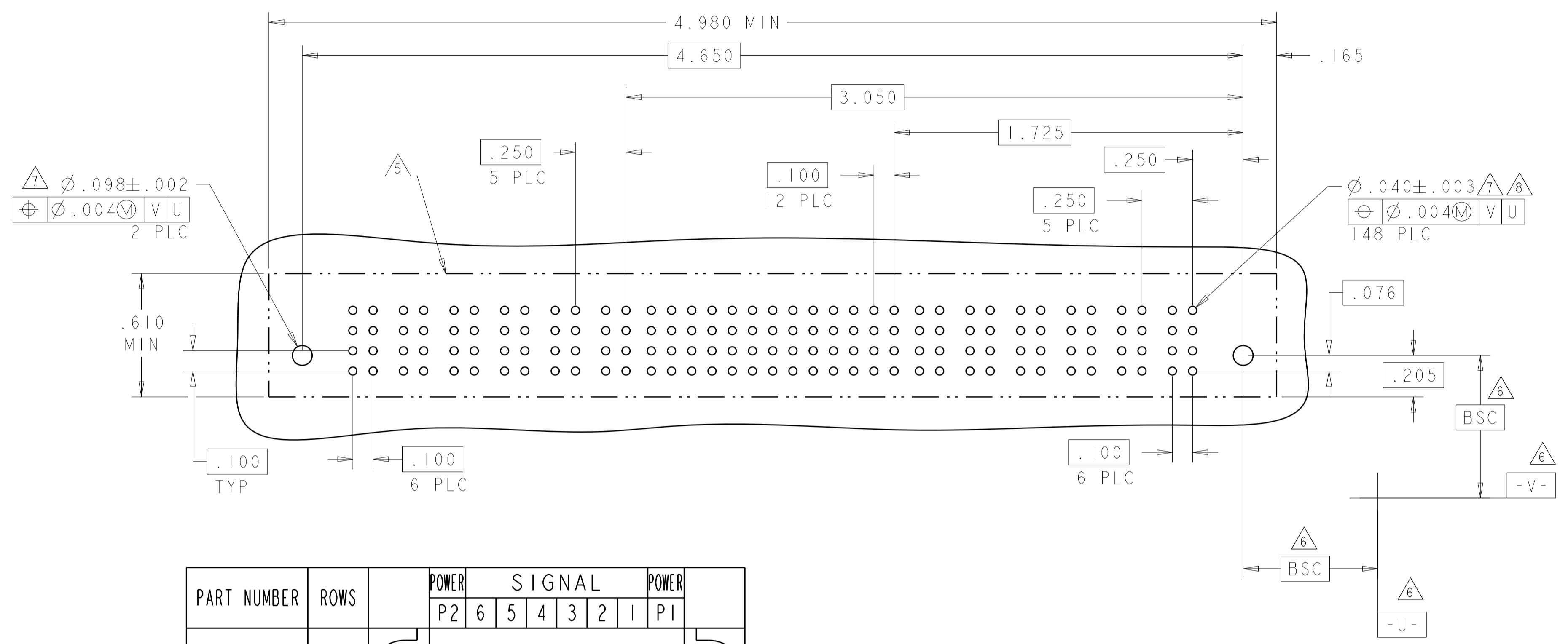


THIS DRAWING IS A CONTROLLED DOCUMENT.

DIMENSIONS: INCHES	TOLERANCES UNLESS OTHERWISE SPECIFIED:	OWN: R. GRZYBOWSKI 29APR05	CHK: M. PERCHERKE 29APR05	APVD: M. PERCHERKE	NAME: VERTICAL RECEPTACLE ASSEMBLY WITH GUIDES MULTI-BEAM XL
MATERIAL:	FINISH:	PRODUCT SPEC: 108-1973	APPLICATION SPEC: 114-13038	WEIGHT:	SIZE: A100779
CUSTOMER DRAWING		SCALE: 2:1		SHEET 7 OF 19	

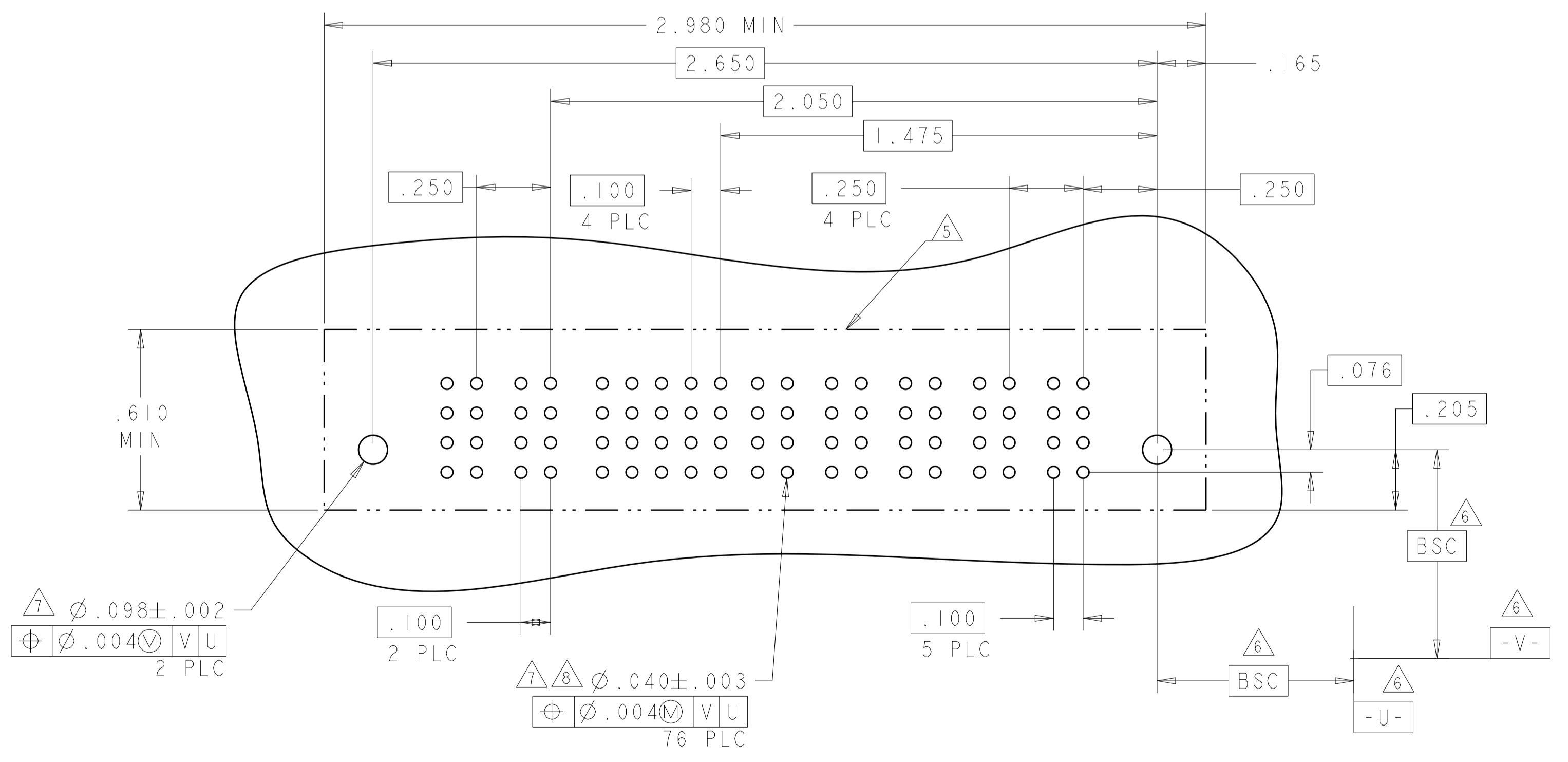
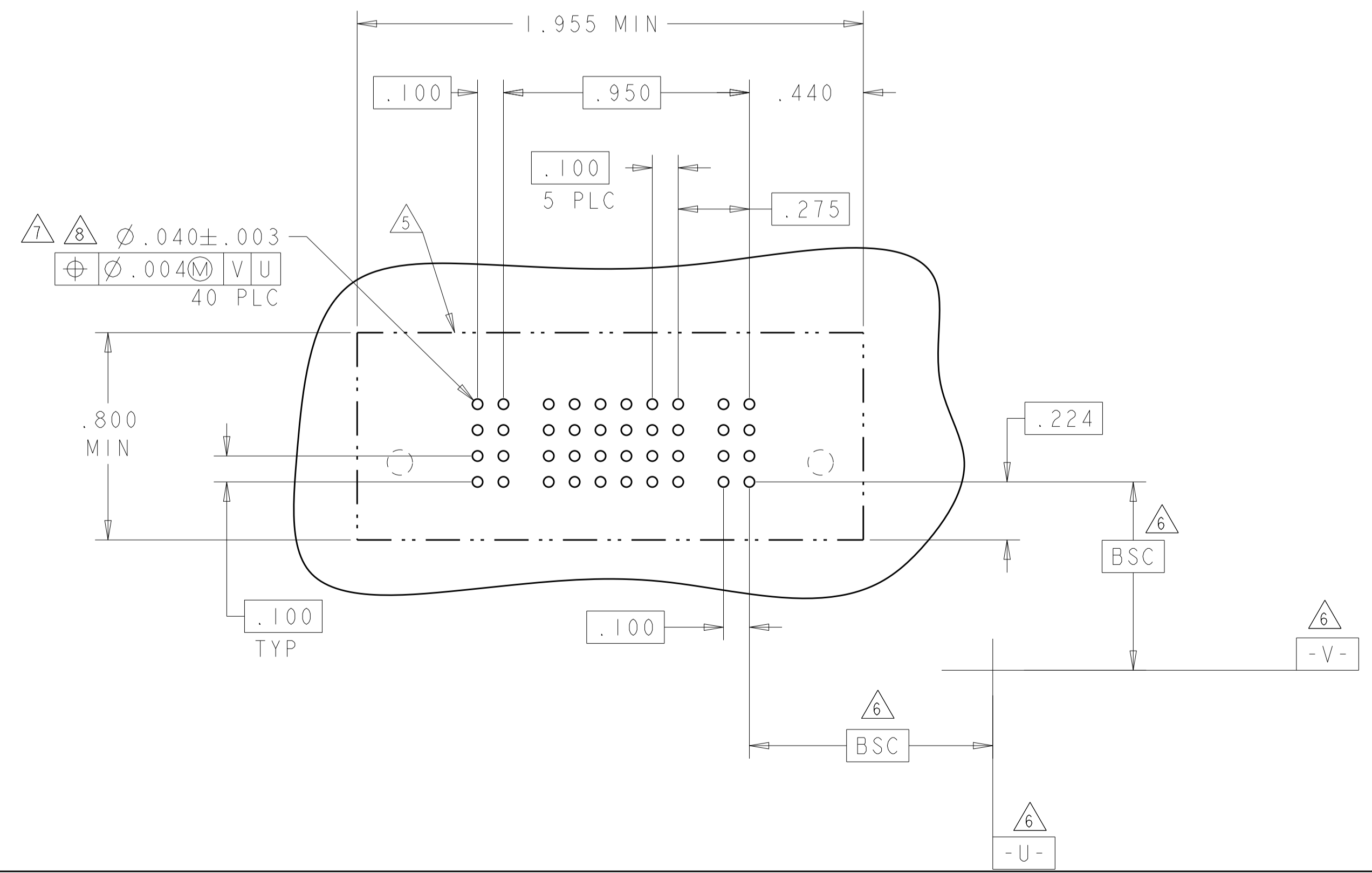
STE TE Connectivity

PART NUMBER	ROWS	POWER						SIGNAL													POWER												
		PI2	PI1	PI0	P9	P8	P7	13	12	11	10	9	8	7	6	5	4	3	2	1	P6	P5	P4	P3	P2	PI							
2-6450540-7	DCBA	GP	GP	GP	GP	GP	GP	AP	AP	AP	AP	AP	AP	AP	AP	AP	AP	AP	AP	AP	AP	AP	AP	AP	AP	GP	GP	GP	GP	GP	GP		
		GP	GP	GP	GP	GP	GP	AP	AP	AP	AP	AP	AP	AP	AP	AP	AP	AP	AP	AP	AP	AP	AP	AP	AP	GP	GP	GP	GP	GP	GP		
		GP	GP	GP	GP	GP	GP	AP	AP	AP	AP	AP	AP	AP	AP	AP	AP	AP	AP	AP	AP	AP	AP	AP	AP	AP	GP	GP	GP	GP	GP	GP	
		GP	GP	GP	GP	GP	GP	AP	AP	AP	AP	AP	AP	AP	AP	AP	AP	AP	AP	AP	AP	AP	AP	AP	AP	AP	AP	GP	GP	GP	GP	GP	GP
		HD																														HD	
		6P + 52S + 6P																															



PART NUMBER	ROWS	POWER		SIGNAL						POWER								
		P7	P6	5	4	3	2	1	P5	P4	P3	P2	PI					
4-6450540-3	DCBA	GS	GS	AP	AP	AP	AP	AP	AP	AP	AP	GS	GS	GS	GS	GS		
		GS	GS	AP	AP	AP	AP	AP	AP	AP	AP	AP	GS	GS	GS	GS	GS	
		GS	GS	AP	AP	AP	AP	AP	AP	AP	AP	AP	GS	GS	GS	GS	GS	
		GS	GS	AP	AP	AP	AP	AP	AP	AP	AP	AP	GS	GS	GS	GS	GS	
		HD															HD	
		5P + 20S + 2P																

PART NUMBER	ROWS	POWER		SIGNAL						POWER			
		P2	6	5	4	3	2	1	PI	P1	PI		
1-6450540-8	DCBA	GP	GP	AP	AP	AP	AP	AP	AP	AP	AP	GP	GP
		GP	GP	AP	AP	AP	AP	AP	AP	AP	AP	GP	GP
		GP	GP	AP	AP	AP	AP	AP	AP	AP	AP	GP	GP
		GP	GP	AP	AP	AP	AP	AP	AP	AP	AP	GP	GP
		HD								HD			
		1P + 24S + 1P											

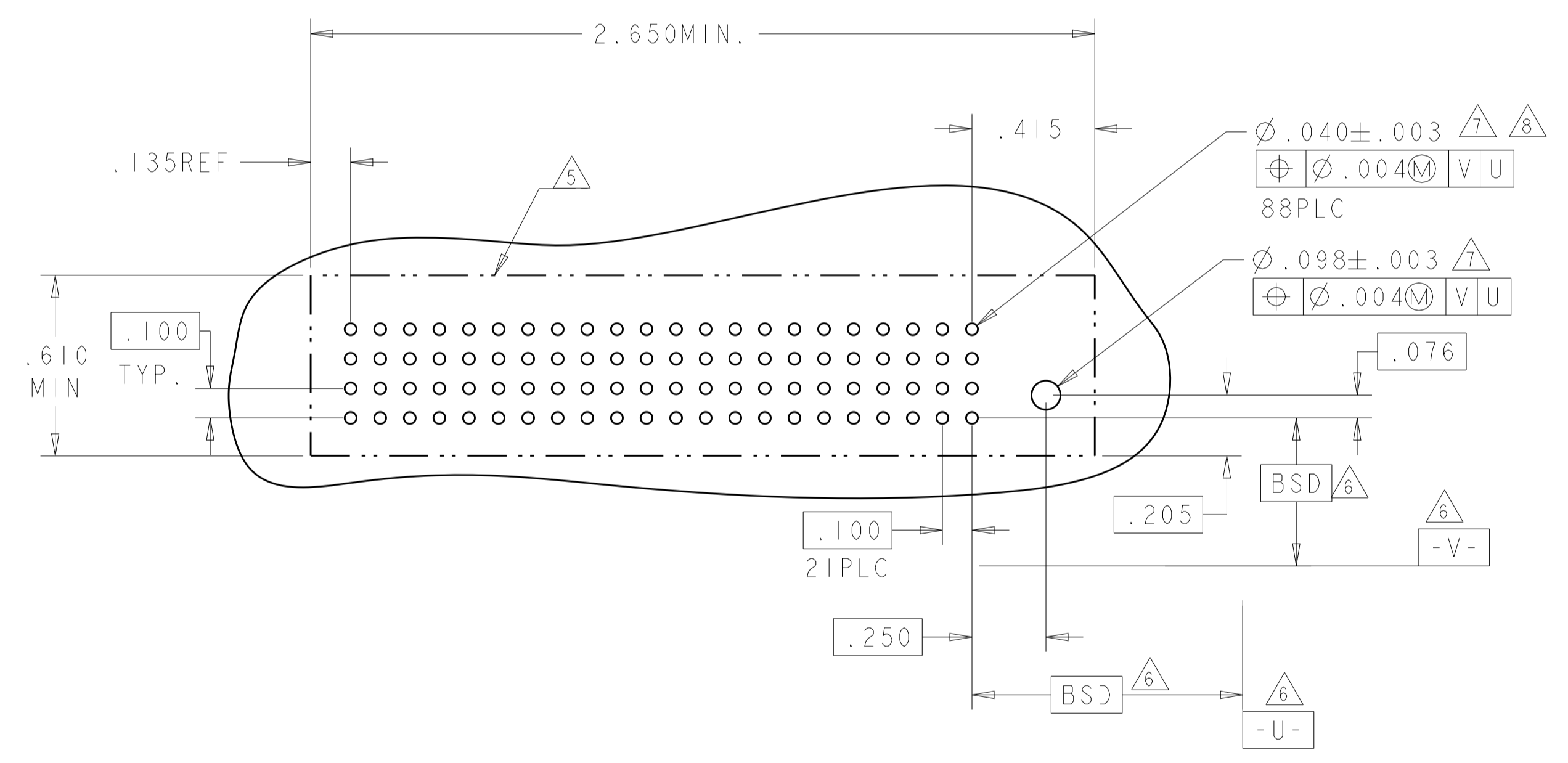
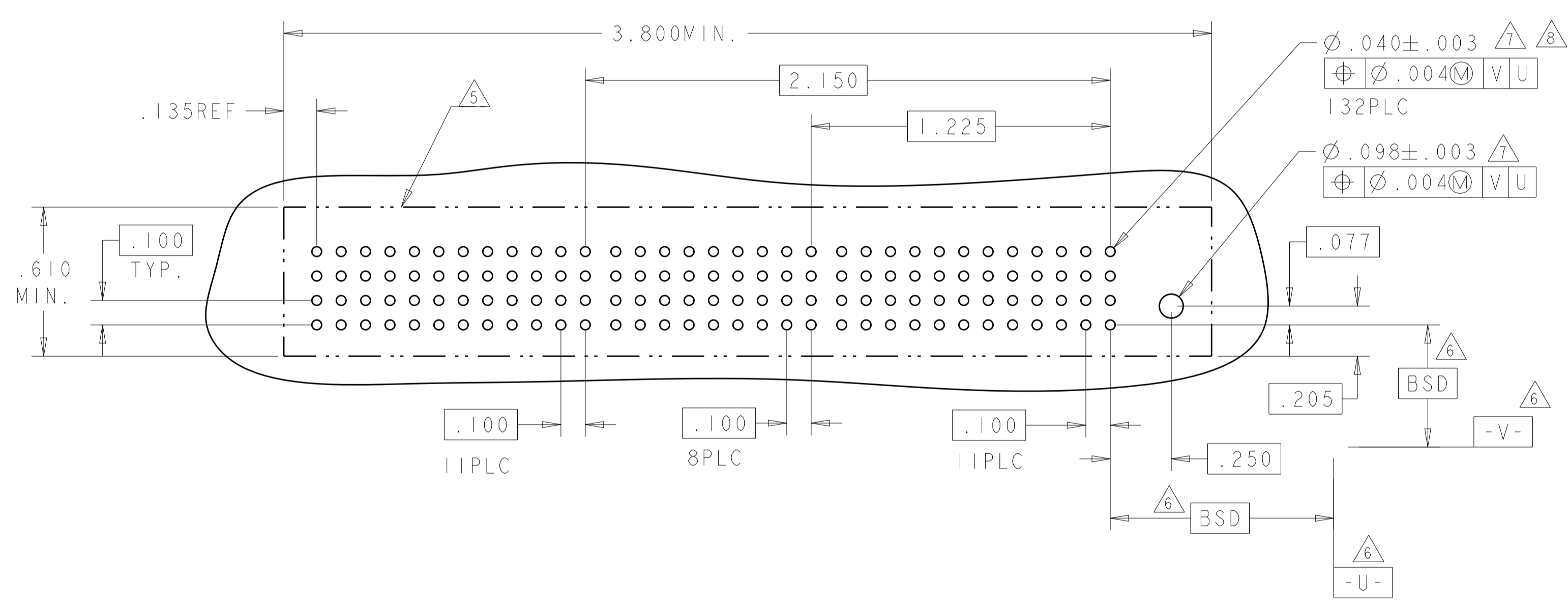


THIS DRAWING IS A CONTROLLED DOCUMENT.		DWN: R. GRZYBOWSKI 29APR05 CHK: M. PERCHERKE 29APR05		TE Connectivity VERTICAL RECEPTACLE ASSEMBLY WITH GUIDES MULTI-BEAM XL	
DIMENSIONS: INCHES		TOLERANCES UNLESS OTHERWISE SPECIFIED:			
MATERIAL: -		FINISH: -		RESTRICTED TO: -	
CUSTOMER DRAWING				SCALE: 2:1 SHEET 8 OF 19 REV: K9	

LOC		DIST		REVISIONS			
ES	00	REV	DATE	BY	CHK	APPV	
		-		SEE SHEET 1			

PART NUMBER	ROWS	POWER						SIGNAL								POWER									
		P21	P20	P19	P18	P17	P16	9	8	7	6	5	4	3	2	1	P6	P5	P4	P3	P2	P1			
4-6450540-1	D C B A	GP	GP	GP	GP	GP	GP	AP	AP	AP	AP	AP	AP	AP	AP	AP	GP	GP	GP	GP	GP	GP			
		GP	GP	GP	GP	GP	GP	AP	AP	AP	AP	AP	AP	AP	AP	AP	GP	GP	GP	GP	GP	GP			
		GP	GP	GP	GP	GP	GP	AP	AP	AP	AP	AP	AP	AP	AP	AP	GP	GP	GP	GP	GP	GP			
		GP	GP	GP	GP	GP	GP	AP	AP	AP	AP	AP	AP	AP	AP	AP	GP	GP	GP	GP	GP	GP			
6HDP + 36S + 6HDP																									

PART NUMBER	ROWS	POWER									
		P11	P10	P9	P8	P7	P6	P5	P3	P2	P1
4-6450540-2	D C B A	GP	GP	GP	GP	GP	GP	GP	GP	GP	GP
		GP	GP	GP	GP	GP	GP	GP	GP	GP	GP
		GP	GP	GP	GP	GP	GP	GP	GP	GP	GP
		GP	GP	GP	GP	GP	GP	GP	GP	GP	GP
11HDP											

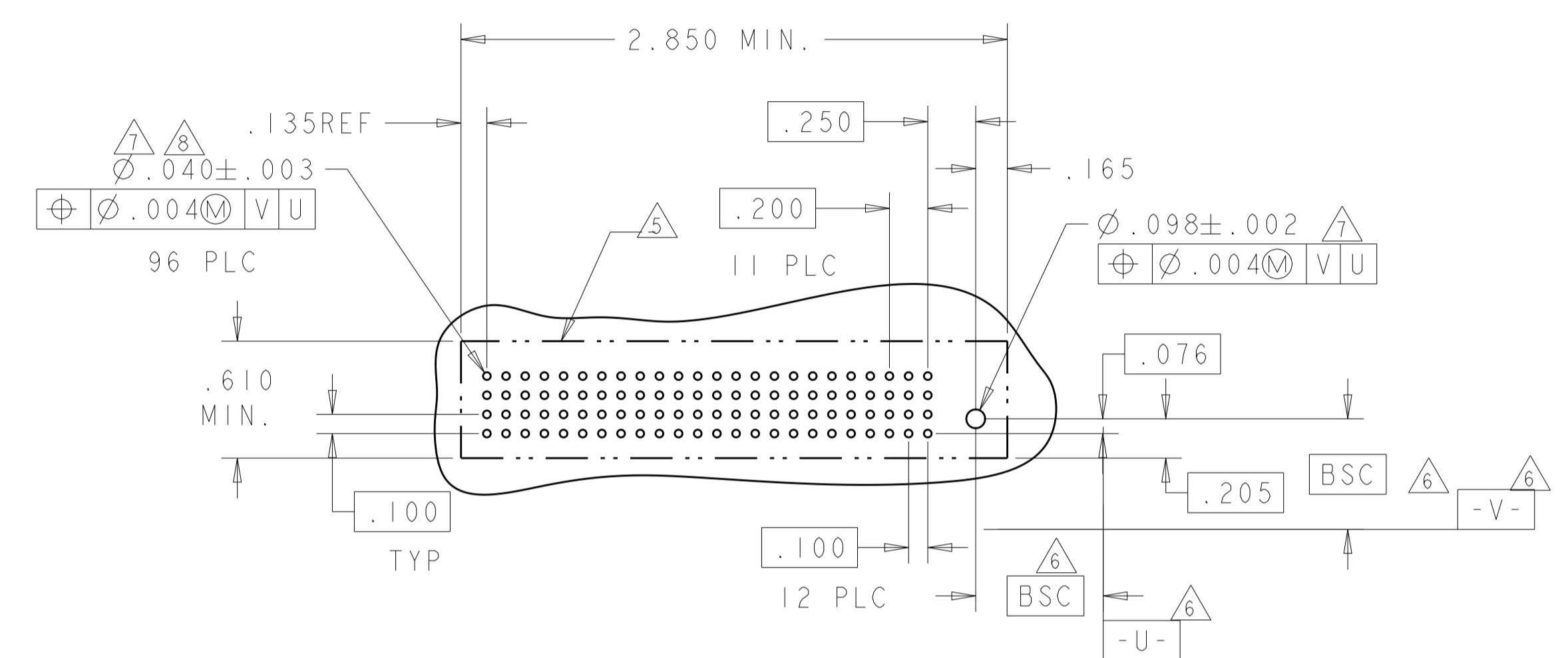
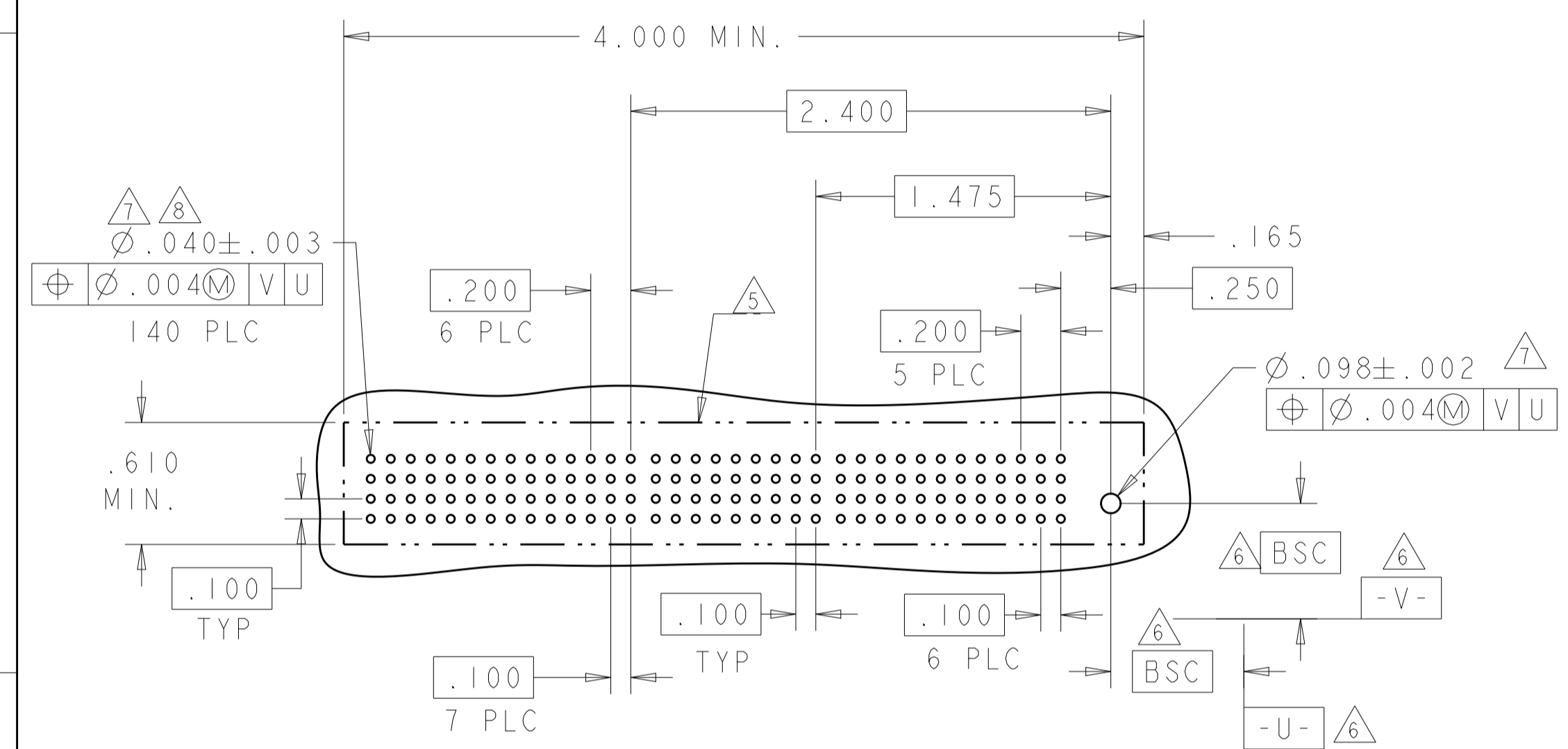


THIS DRAWING IS A CONTROLLED DOCUMENT.		OWN R. GRZYBOWSKI 29APR05	 TE Connectivity
DIMENSIONS: INCHES		CHK M. PERCHERKE 29APR05	
 0 PLC ±. 2 PLC ±.01 3 PLC ±.005 4 PLC ±.0020 ANGLES ±.2° FINISH		APVD M. PERCHERKE	
MATERIAL	TOLERANCES UNLESS OTHERWISE SPECIFIED:	NAME VERTICAL RECEPTACLE ASSEMBLY WITH GUIDES MULTI-BEAM XL	RESTRICTED TO
		PRODUCT SPEC 108-1973	SIZE A1
		APPLICATION SPEC 114-13038	CAGE CODE 100779
		WEIGHT -	DRAWING NO 6450540
CUSTOMER DRAWING		SCALE 2:1	SHEET 10 OF 19
		REV K9	

LOC	DIST	REV	DATE	BY	APPV
ES	00				
REVISIONS			DESCRIPTION	DATE	BY
			SEE SHEET 1		

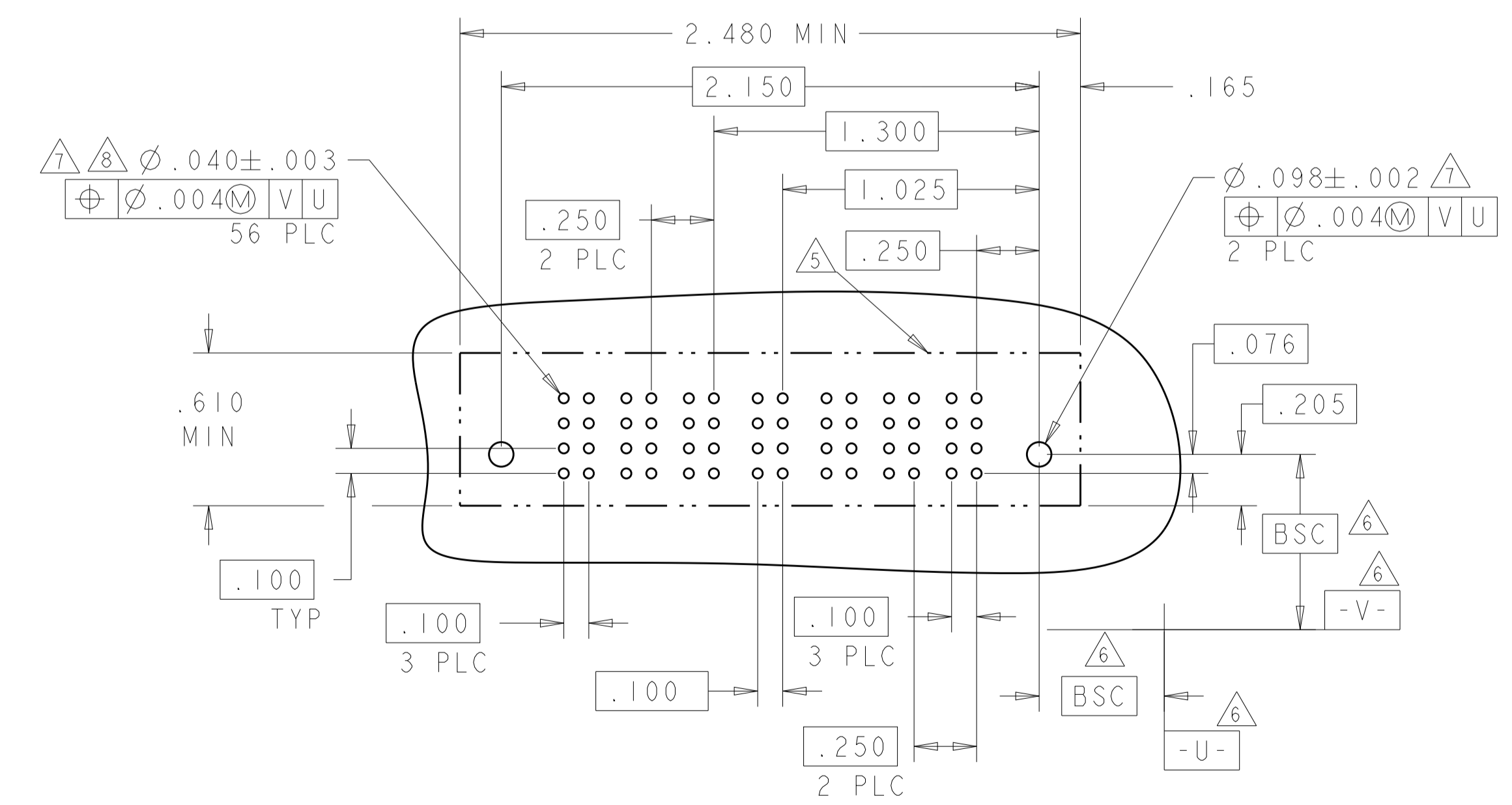
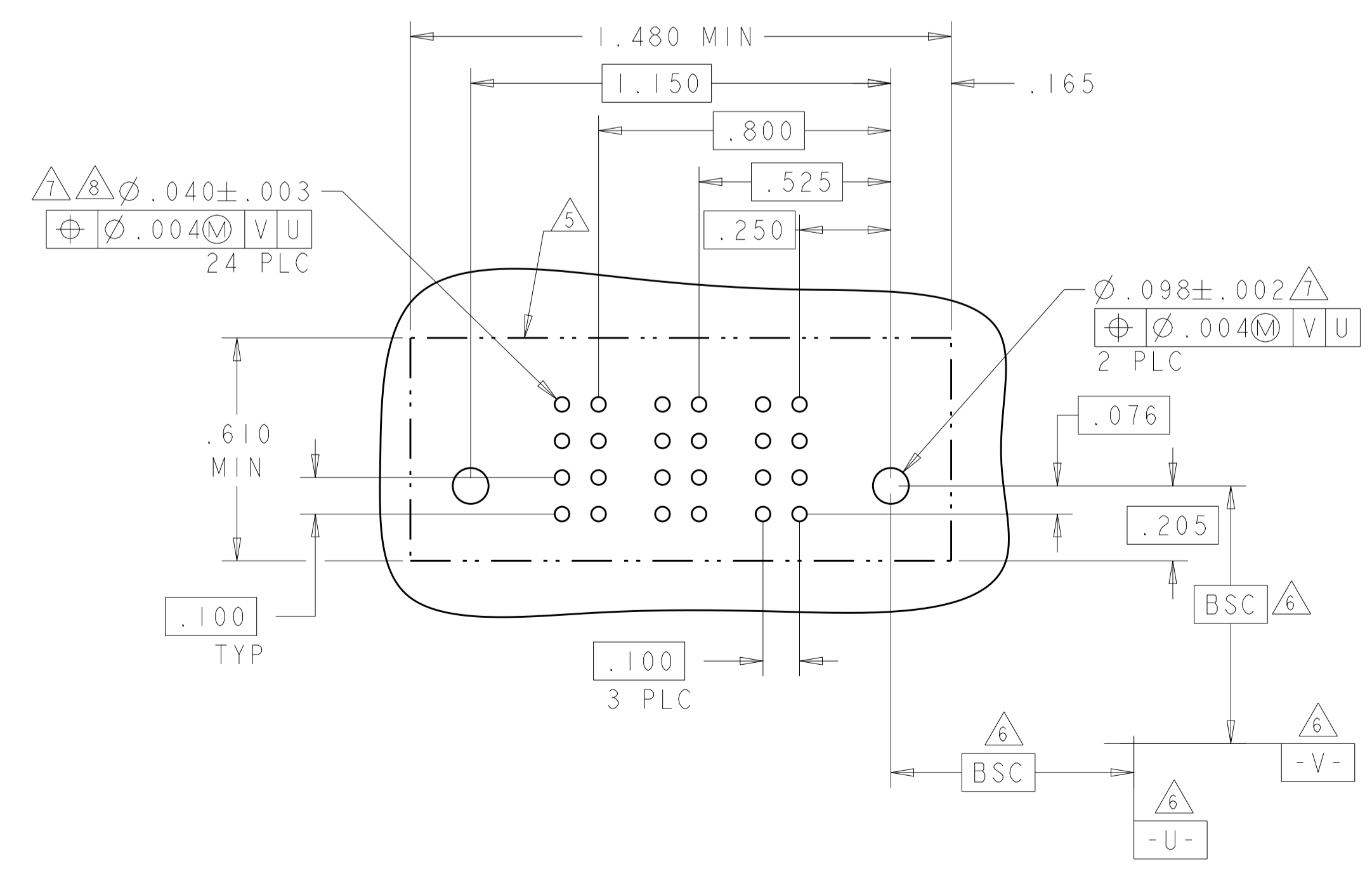
PART NUMBER	ROWS	POWER						SIGNAL										POWER						HD
		P13	P12	P11	P10	P9	P8	P7	9	8	7	6	5	4	3	2	1	P6	P5	P4	P3	P2	P1	
4-6450540-4	D C B A	GS	GS	GS	GS	GS	GS	GS	AP	AP	AP	AP	AP	AP	AP	AP	AP	GS	GS	GS	GS	GS	GS	HD
		GS	GS	GS	GS	GS	GS	GS	AP	AP	AP	AP	AP	AP	AP	AP	AP	GS	GS	GS	GS	GS	GS	
		GS	GS	GS	GS	GS	GS	GS	AP	AP	AP	AP	AP	AP	AP	AP	AP	GS	GS	GS	GS	GS	GS	
6HDP + 36S + 7HDP																								

PART NUMBER	ROWS	POWER										HD	
		P12	P11	P10	P9	P8	P7	P6	P5	P3	P2		P1
4-6450540-5	D C B A	GS	GS	GS	GS	GS	GS	GS	GS	GS	GS	GS	HD
		GS	GS	GS	GS	GS	GS	GS	GS	GS	GS	GS	
12HDP													



PART NUMBER	ROWS	POWER		SIGNAL		POWER		HD
		P2	2	1	P1			
4-6450540-6	D C B A	GS	AP	AP	GS	GS	HD	HD
		GS	AP	AP	GS	GS	HD	
		GS	AP	AP	GS	GS	HD	
IP + 8S + IP								

PART NUMBER	ROWS	POWER			SIGNAL		POWER			HD	
		P6	P5	P4	2	1	P3	P2	P1		
4-6450540-7	D C B A	HP	HP	HP	BP	BP	HP	HP	HP	HD	
		HP	HP	HP	BP	BP	HP	HP	HP		
		HP	HP	HP	BP	BP	HP	HP	HP		
3P + 8S + 3P											

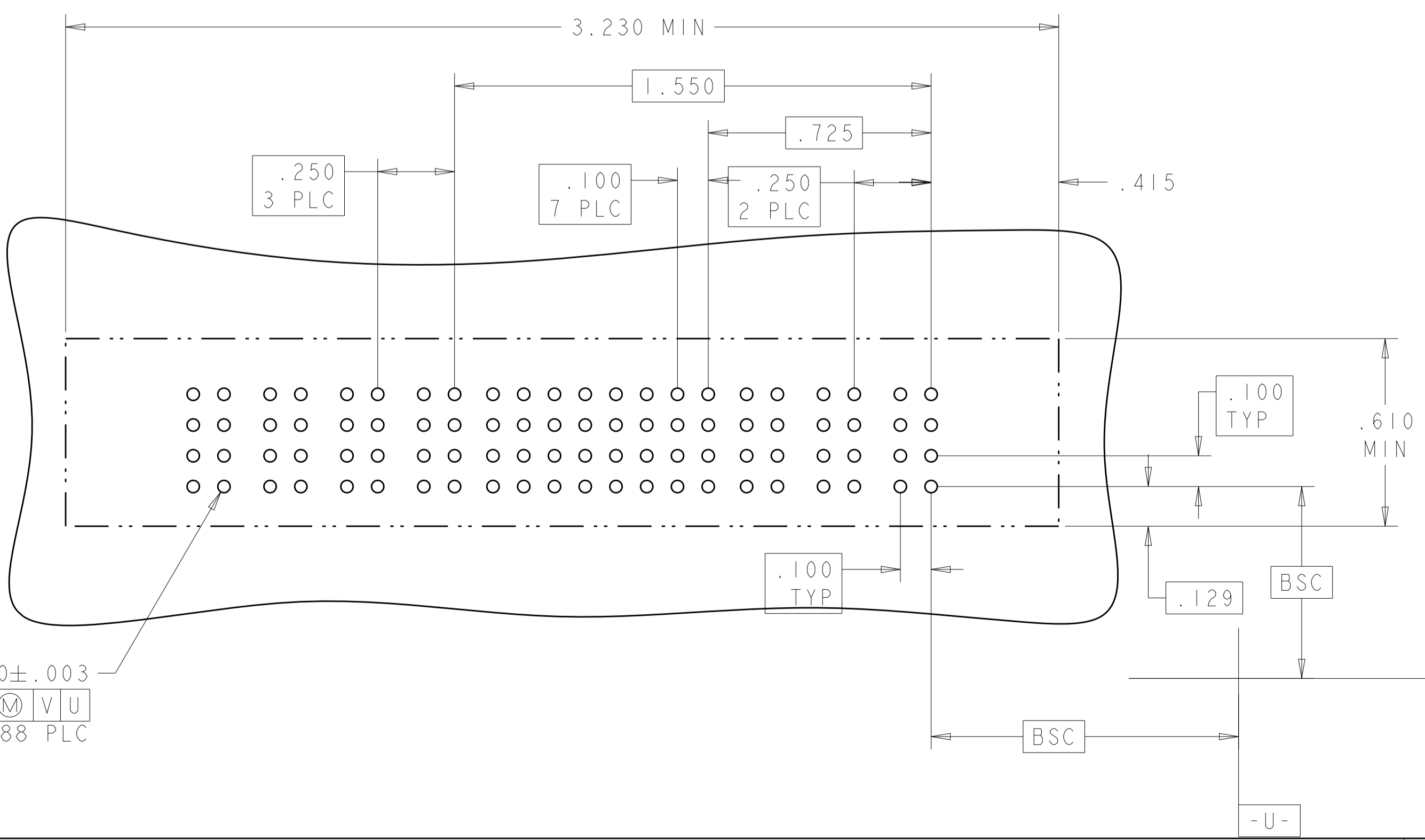
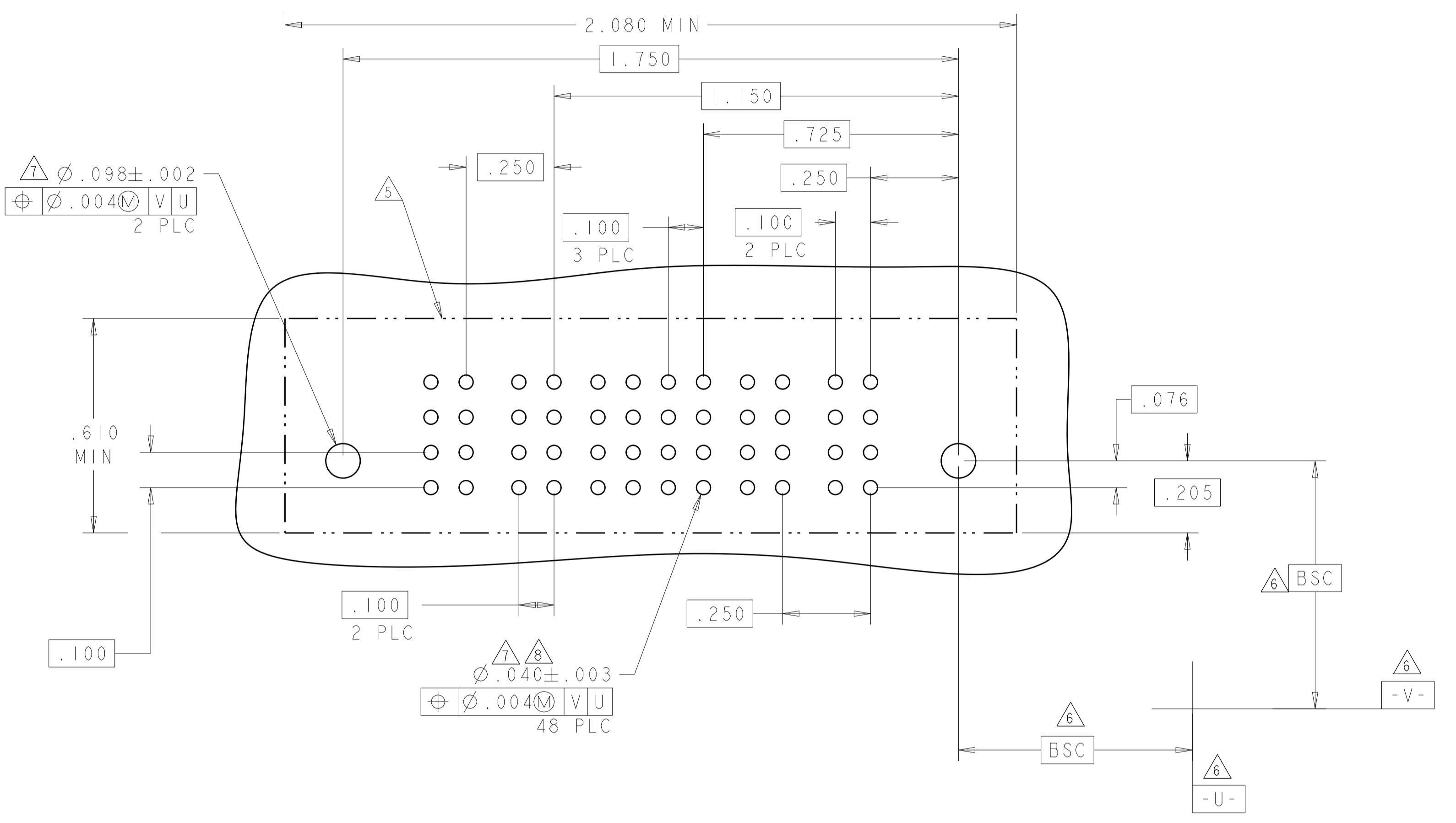
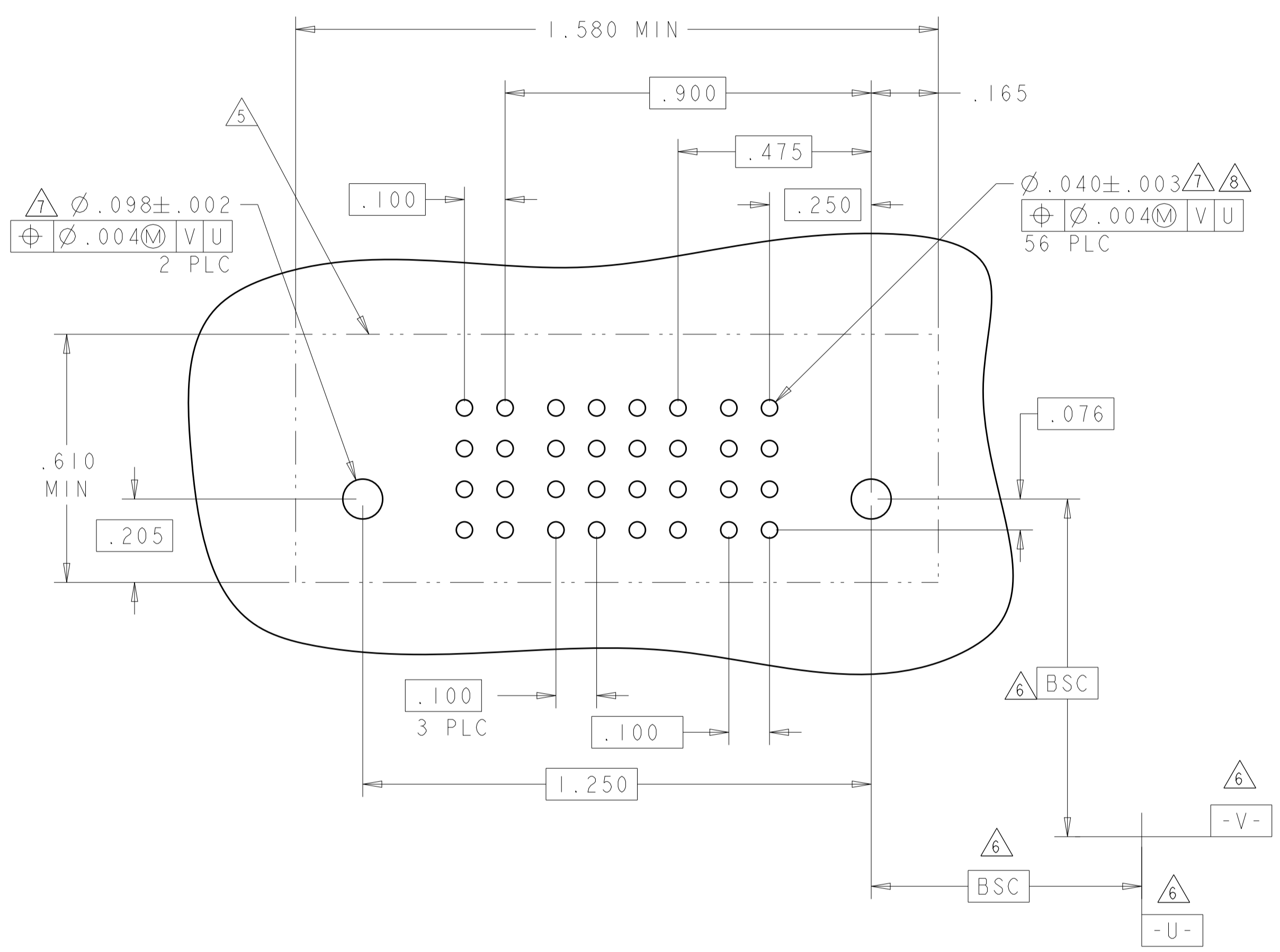


THIS DRAWING IS A CONTROLLED DOCUMENT.

DIMENSIONS:	TOLERANCES UNLESS OTHERWISE SPECIFIED:	OWN: R. GRZYBOWSKI 29APR05	CHK: M. PERCHERKE 29APR05		TE Connectivity
INCHES	0 PLC ±.01 1 PLC ±.01 2 PLC ±.01 3 PLC ±.005 4 PLC ±.002 ANGLES ±.02°	APVD: M. PERCHERKE	NAME: VERTICAL RECEPTACLE ASSEMBLY WITH GUIDES MULTI-BEAM XL		
MATERIAL:	FINISH:	PRODUCT SPEC: 108-1973	APPLICATION SPEC: 114-13038	SIZE: A1	CAGE CODE: 6450540
CUSTOMER DRAWING		WEIGHT:	SCALE: 2:1	SHEET: 11	OF: 19

PART NUMBER	ROWS	POWER		SIGNAL				POWER		
		P2	4	3	2	1	PI			
4-6450540-8	D C B A	GS	AP	AP	AP	AP			GS	
			AP	AP	AP	AP				
			AP	AP	AP	AP				
			AP	AP	AP	AP				
IP + 16S + IP										

PART NUMBER	ROWS	POWER		SIGNAL				POWER		
		P4	P3	4	3	2	1	P2	PI	
5-6450540-1	D C B A	GP	GP	GP	AP	AP	AP	AP		
			GP	GP	AP	AP	AP	AP		
			GP	GP	AP	AP	AP	AP		
			GP	GP	AP	AP	AP	AP		
2P + 16S + 2P										



PART NUMBER	ROWS	POWER				SIGNAL							POWER			
		P7	P6	P5	P4	8	7	6	5	4	3	2	1	P3	P2	P1
1-6450540-1	D C B A	VP	VP	VP	VP	P	P	P	P	P	P	P	P	VP	VP	VP
						P	P	P	P	P	P	P	P			
						P	P	P	P	P	P	P	P			
						P	P	P	P	P	P	P	P			
3P + 32S + 4P																

THIS DRAWING IS A CONTROLLED DOCUMENT. DWN: R. GRZYBOWSKI 29APR05, CHK: M. PERCZERKE 29APR05, APVD: M. PERCZERKE

DIMENSIONS: INCHES. TOLERANCES UNLESS OTHERWISE SPECIFIED: 0 PLC ±.01, 1 PLC ±.01, 2 PLC ±.01, 3 PLC ±.005, 4 PLC ±.002, ANGLES ±.020

MATERIAL: FINISH: MATERIAL: FINISH: MATERIAL: FINISH:

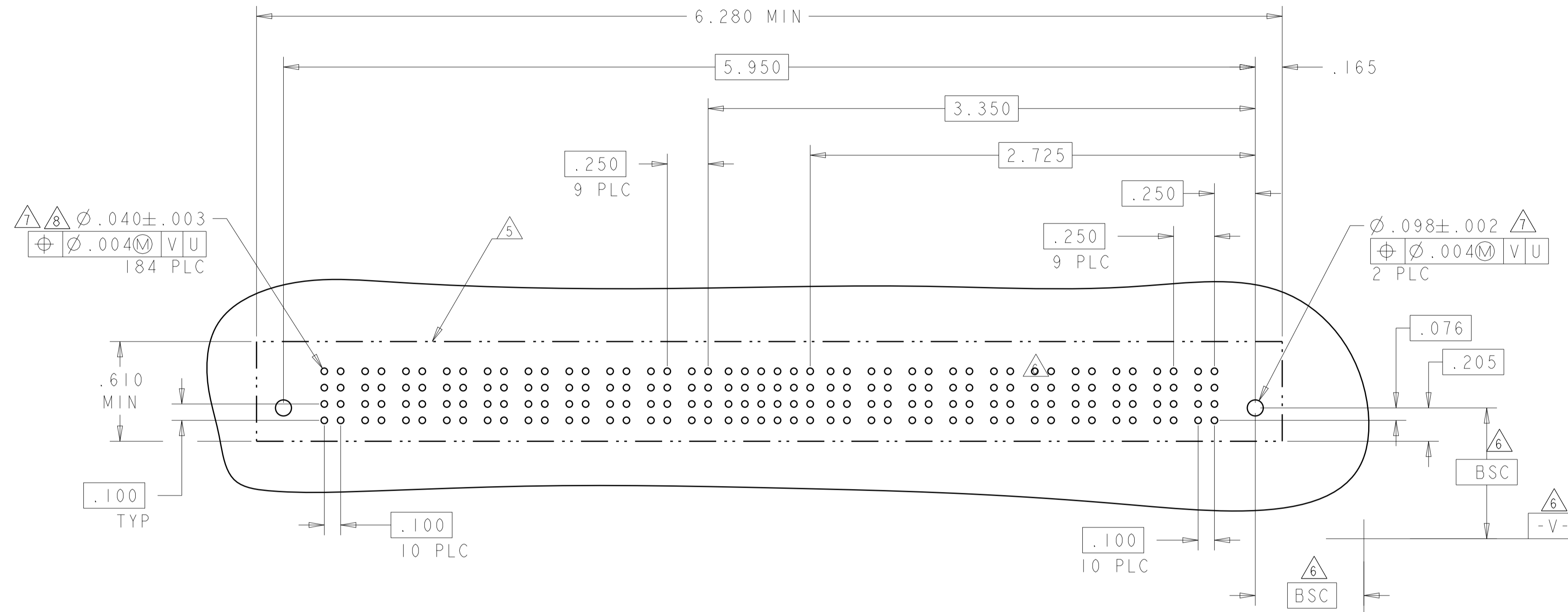
NAME: VERTICAL RECEPTACLE ASSEMBLY WITH GUIDES MULTI-BEAM XL. PRODUCT SPEC: 108-1973. APPLICATION SPEC: 114-13038. WEIGHT: -

SIZE: A1. CAGE CODE: 100779. DRAWING NO: 6450540. SHEET 12 OF 19. REV: K9. SCALE: 2:1. CUSTOMER DRAWING.

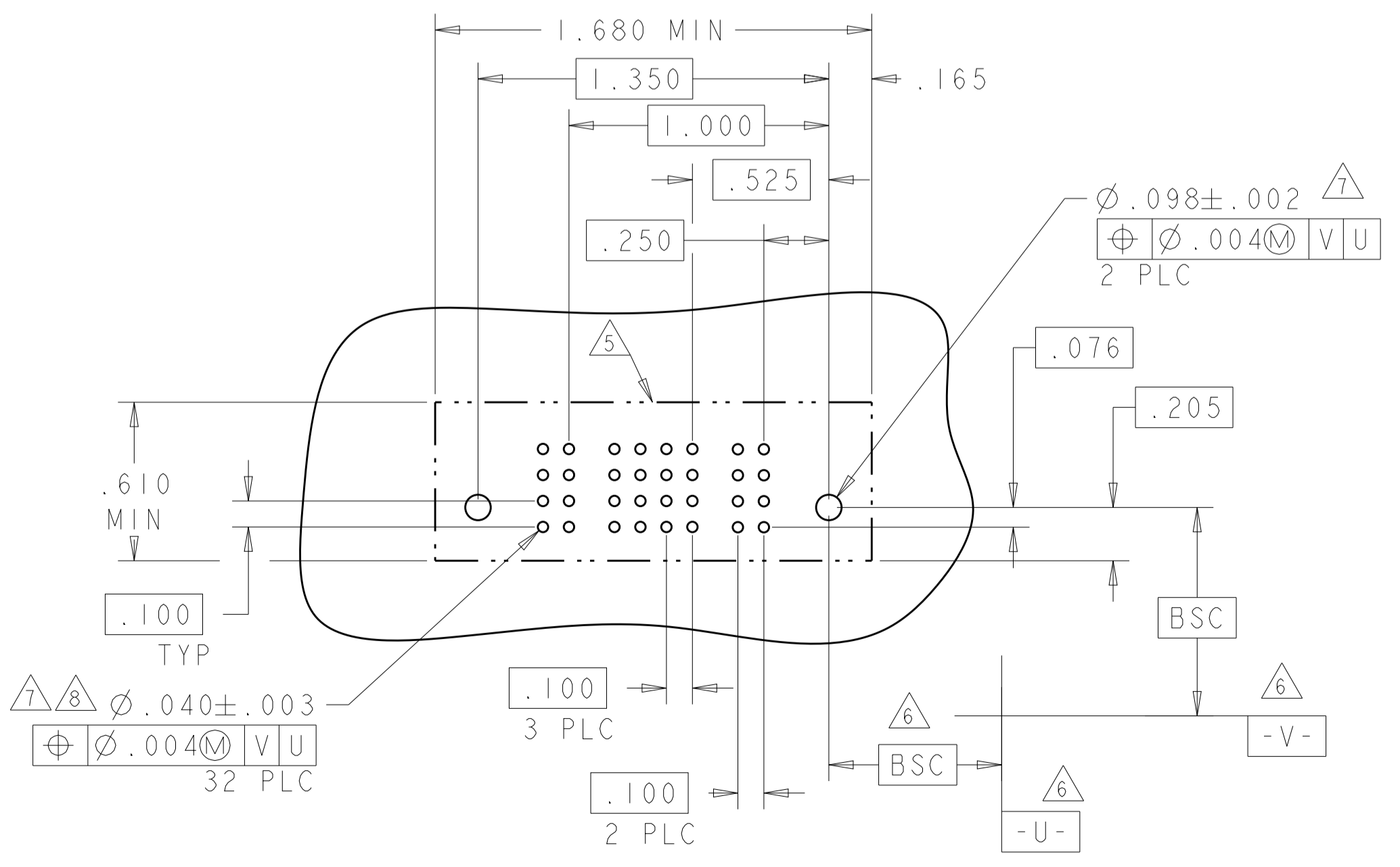
LOC	DIST	REV	DATE	BY	APPV
ES	00				

REVISIONS			
NO	DATE	DESCRIPTION	BY
-	-	SEE SHEET 1	-

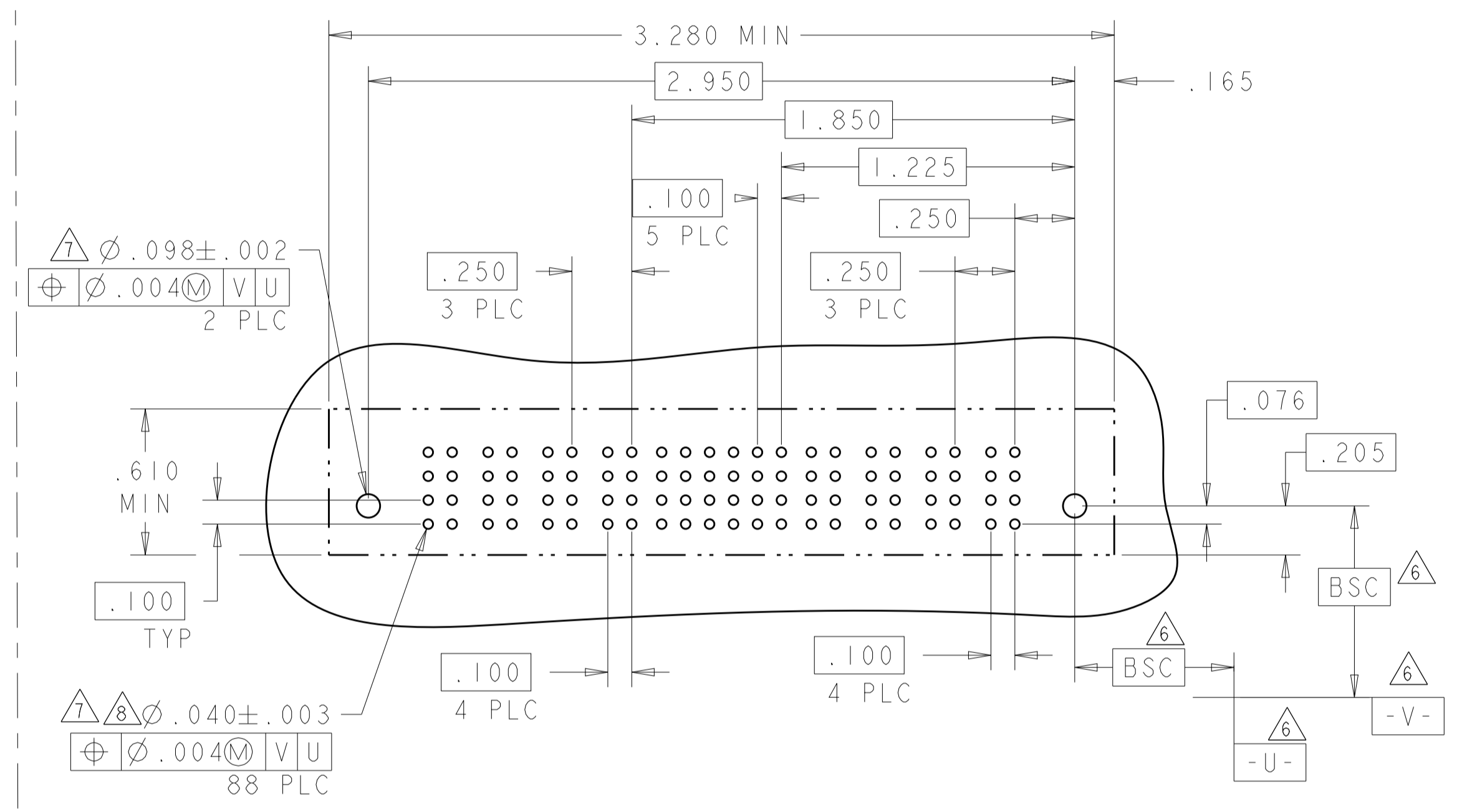
PART NUMBER	ROWS	POWER										SIGNAL						POWER											
		P20	P19	P18	P17	P16	P15	P14	P13	P12	P11	6	5	4	3	2	1	P10	P9	P8	P7	P6	P5	P4	P3	P2	P1		
5-6450540-0	D C B A	GS	GS	GS	GS	GS	GS	GS	GS	GS	GS	AP	AP	AP	AP	AP	AP	GS	GS	GS	GS	GS	GS	GS	GS	GS	GS		
		GS	GS	GS	GS	GS	GS	GS	GS	GS	GS	AP	AP	AP	AP	AP	AP	GS	GS	GS	GS	GS	GS	GS	GS	GS	GS		
		GS	GS	GS	GS	GS	GS	GS	GS	GS	GS	AP	AP	AP	AP	AP	AP	GS	GS	GS	GS	GS	GS	GS	GS	GS	GS		
		GS	GS	GS	GS	GS	GS	GS	GS	GS	GS	AP	AP	AP	AP	AP	AP	GS	GS	GS	GS	GS	GS	GS	GS	GS	GS		
10P + 24S + 10P																													



PART NUMBER	ROWS	POWER		SIGNAL				POWER	
		P2	P1	4	3	2	1	P2	P1
5-6450540-2	D C B A	GS	GS	AP	AP	AP	AP	GS	GS
		GS	GS	AP	AP	AP	AP	GS	GS
		GS	GS	AP	AP	AP	AP	GS	GS
		GS	GS	AP	AP	AP	AP	GS	GS
1P + 16S + 1P									



PART NUMBER	ROWS	POWER				SIGNAL						POWER			
		P8	P7	P6	P5	6	5	4	3	2	1	P4	P3	P2	P1
5-6450540-3	D C B A	GS	GS	GS	GS	AP	AP	AP	AP	AP	AP	GS	GS	GS	GS
		GS	GS	GS	GS	AP	AP	AP	AP	AP	AP	GS	GS	GS	GS
		GS	GS	GS	GS	AP	AP	AP	AP	AP	AP	GS	GS	GS	GS
		GS	GS	GS	GS	AP	AP	AP	AP	AP	AP	GS	GS	GS	GS
4P + 24S + 4P															



THIS DRAWING IS A CONTROLLED DOCUMENT. DWN: R. GRZYBOWSKI 29APR05
 CHK: M. PERCHERKE 29APR05
 APVD: M. PERCHERKE

STE TE Connectivity

NAME: VERTICAL RECEPTACLE ASSEMBLY WITH GUIDES MULTI-BEAM XL

PRODUCT SPEC: 108-1973
 APPLICATION SPEC: 114-13038
 WEIGHT: -
 CUSTOMER DRAWING

DIMENSIONS: INCHES
 TOLERANCES UNLESS OTHERWISE SPECIFIED:
 0 PLC ±.
 1 PLC ±.01
 2 PLC ±.01
 3 PLC ±.005
 4 PLC ±.002
 ANGLES ±.020

MATERIAL: -
 FINISH: -

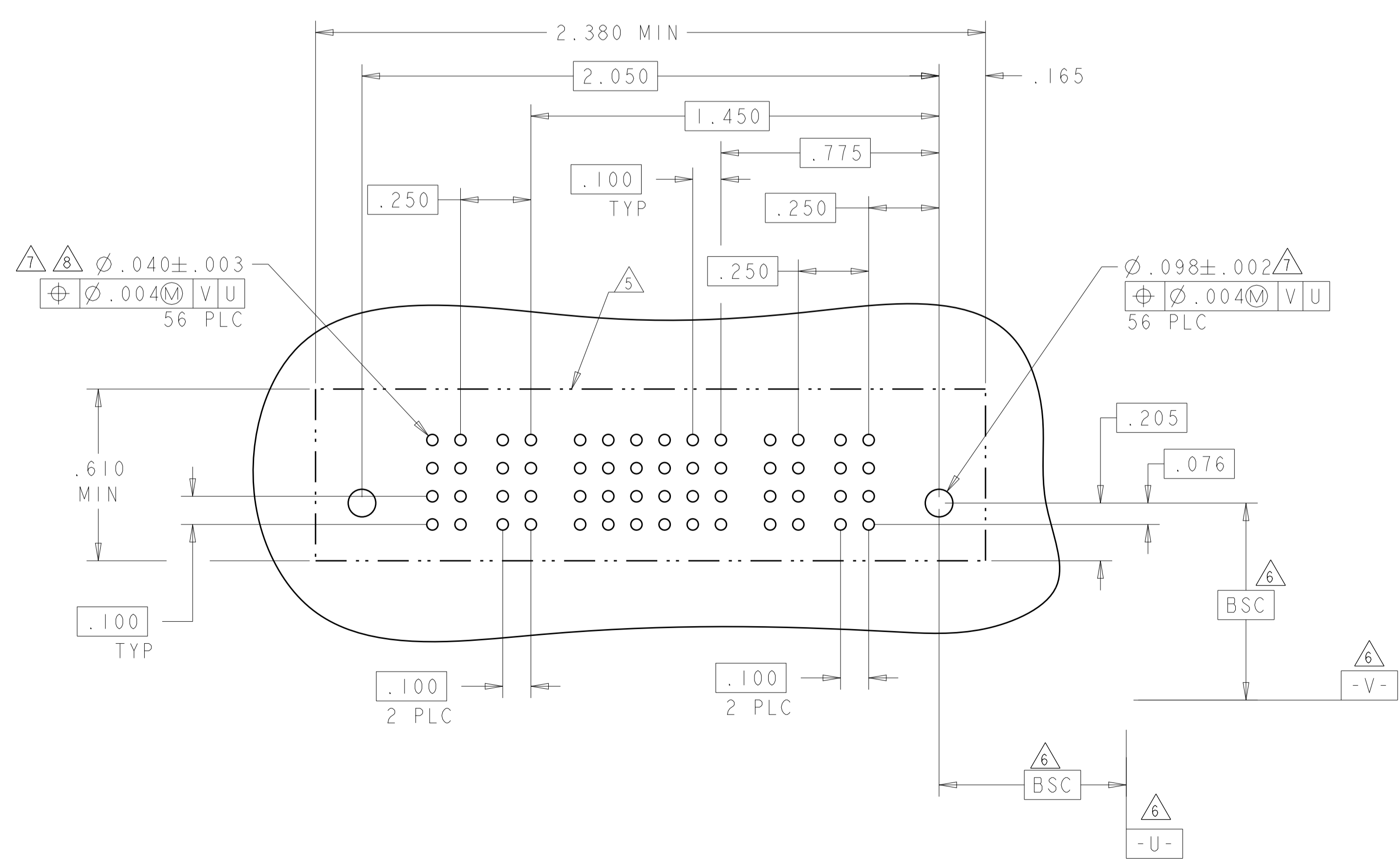
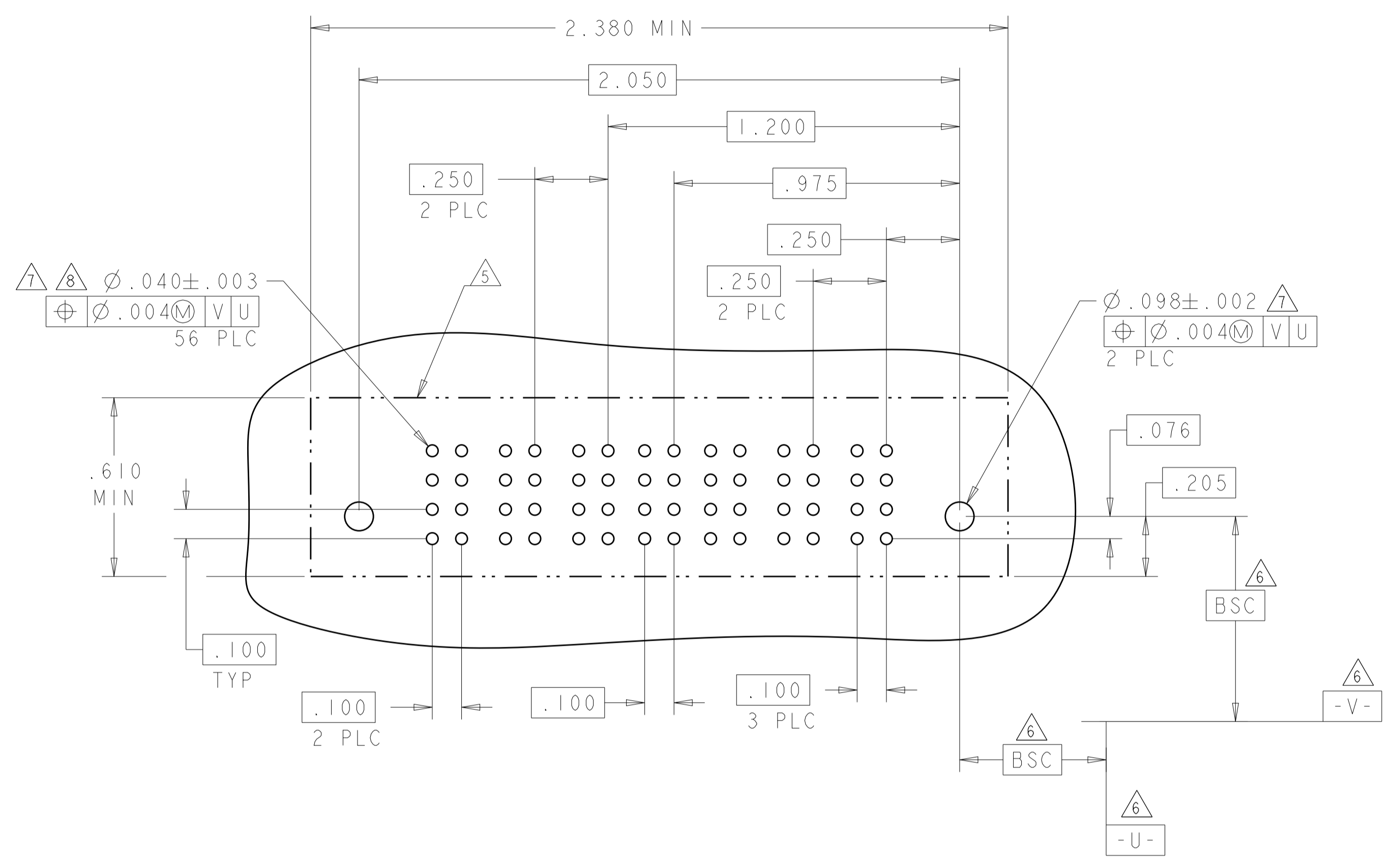
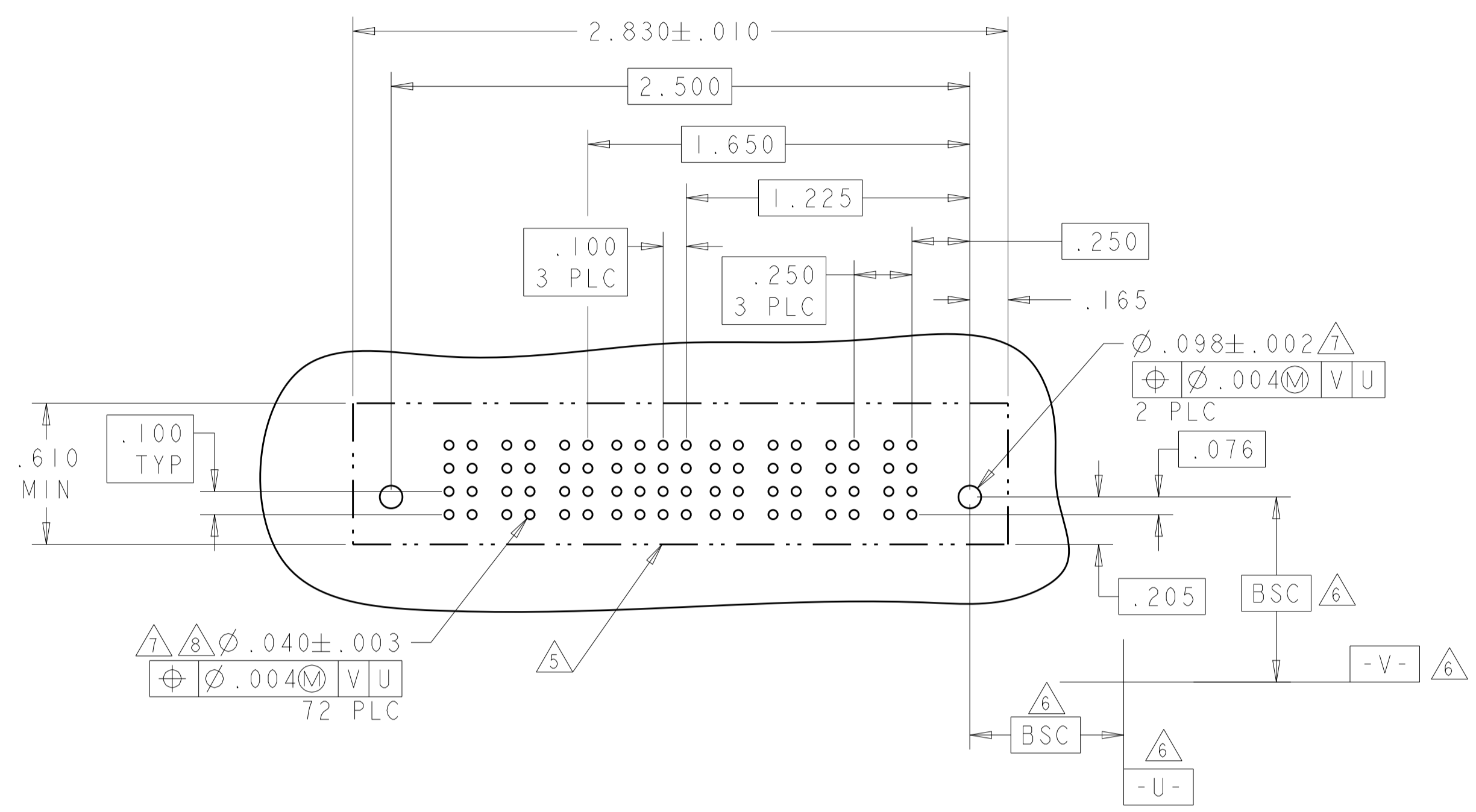
SIZE: A100779
 CAGE CODE: 6450540
 SCALE: 2:1
 SHEET: 13 OF 19
 REV: K9

PART NUMBER	ROWS	POWER			SIGNAL			POWER				
		P7	P6	P5	4	3	2	1	P4	P3	P2	P1
5-6450540-4	D C B A	VS	VS	VS	P	P	P	P	VS	VS	VS	VS
		P	P	P	P	P	P	P	P	P	P	P
		P	P	P	P	P	P	P	P	P	P	P
		P	P	P	P	P	P	P	P	P	P	P

4P + 16S + 3P

PART NUMBER	ROWS	POWER			SIGNAL		POWER		
		P6	P5	P4	2	1	P3	P2	P1
5-6450540-5	D C B A	GS	GS	GS	AP	AP	GS	GS	GS
		AP	AP	AP	AP	AP	AP	AP	AP
		AP	AP	AP	AP	AP	AP	AP	AP
		AP	AP	AP	AP	AP	AP	AP	AP

3P + 8S + 3P



PART NUMBER	ROWS	POWER		SIGNAL						POWER			
		P4	P3	6	5	4	3	2	1	P2	P1		
5-6450540-9	D C B A	GS	GS	AP	AP	AP	AP	AP	AP	AP	AP	GS	GS
		AP	AP	AP	AP	AP	AP	AP	AP	AP	AP	AP	AP
		AP	AP	AP	AP	AP	AP	AP	AP	AP	AP	AP	AP
		AP	AP	AP	AP	AP	AP	AP	AP	AP	AP	AP	AP

2P + 24S + 2P

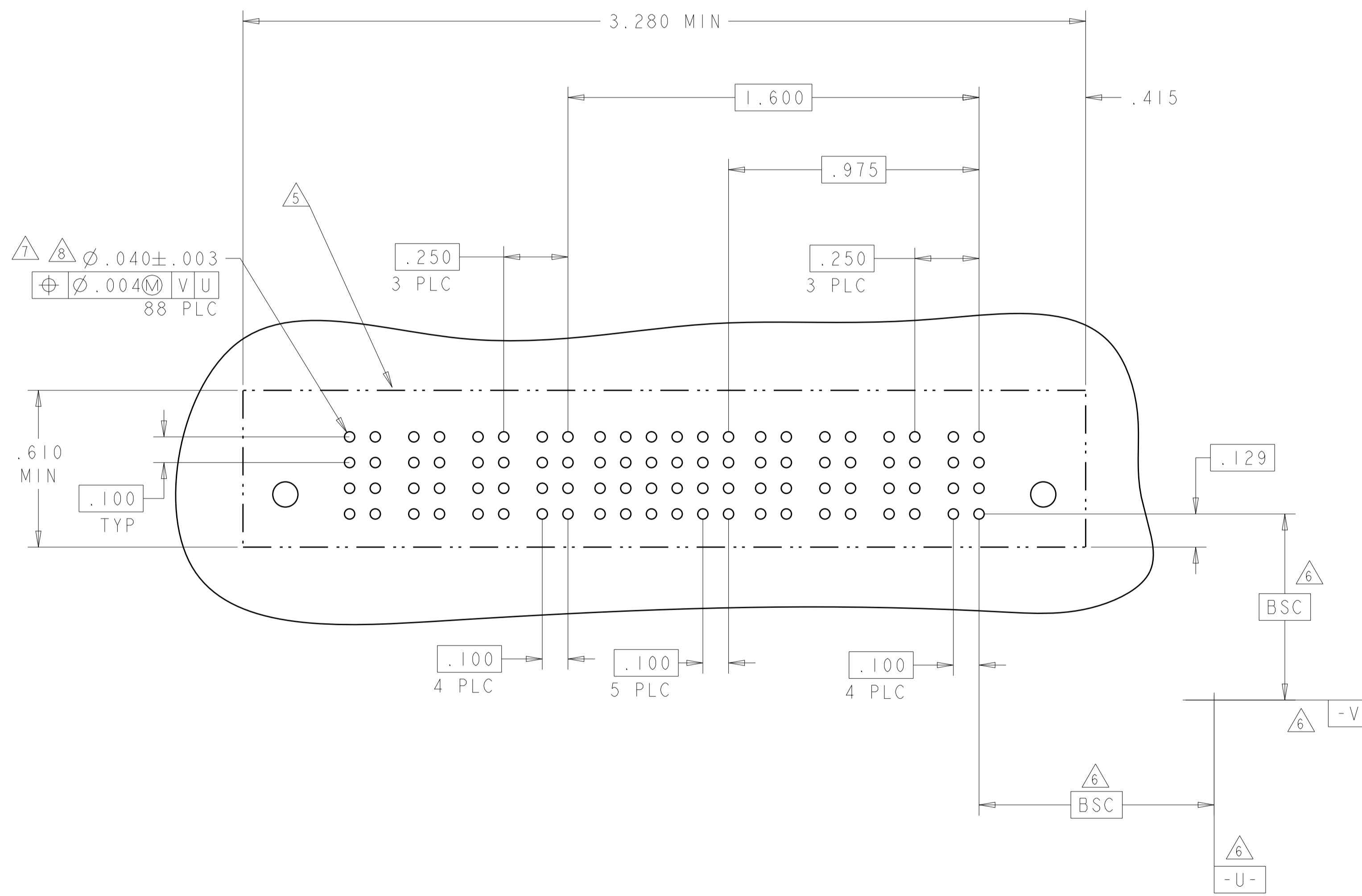
THIS DRAWING IS A CONTROLLED DOCUMENT. DIMENSIONS: INCHES. TOLERANCES UNLESS OTHERWISE SPECIFIED: 0 PLC ±.01, 1 PLC ±.01, 2 PLC ±.01, 3 PLC ±.005, 4 PLC ±.002, ANGLES ±.020. MATERIAL: FINISH: THIS DRAWING IS A CONTROLLED DOCUMENT. DWN: R. GRZYBOWSKI, CHK: M. PERCHERKE, APVD: M. PERCHERKE. PRODUCT SPEC: 108-1973. APPLICATION SPEC: 114-13038. WEIGHT: -. CUSTOMER DRAWING. SCALE: 2:1. SHEET 14 OF 19. REV: K9.

STE TE Connectivity
VERTICAL RECEPTACLE ASSEMBLY WITH GUIDES MULTI-BEAM XL

THIS DRAWING IS UNPUBLISHED. RELEASED FOR PUBLICATION. ALL RIGHTS RESERVED.

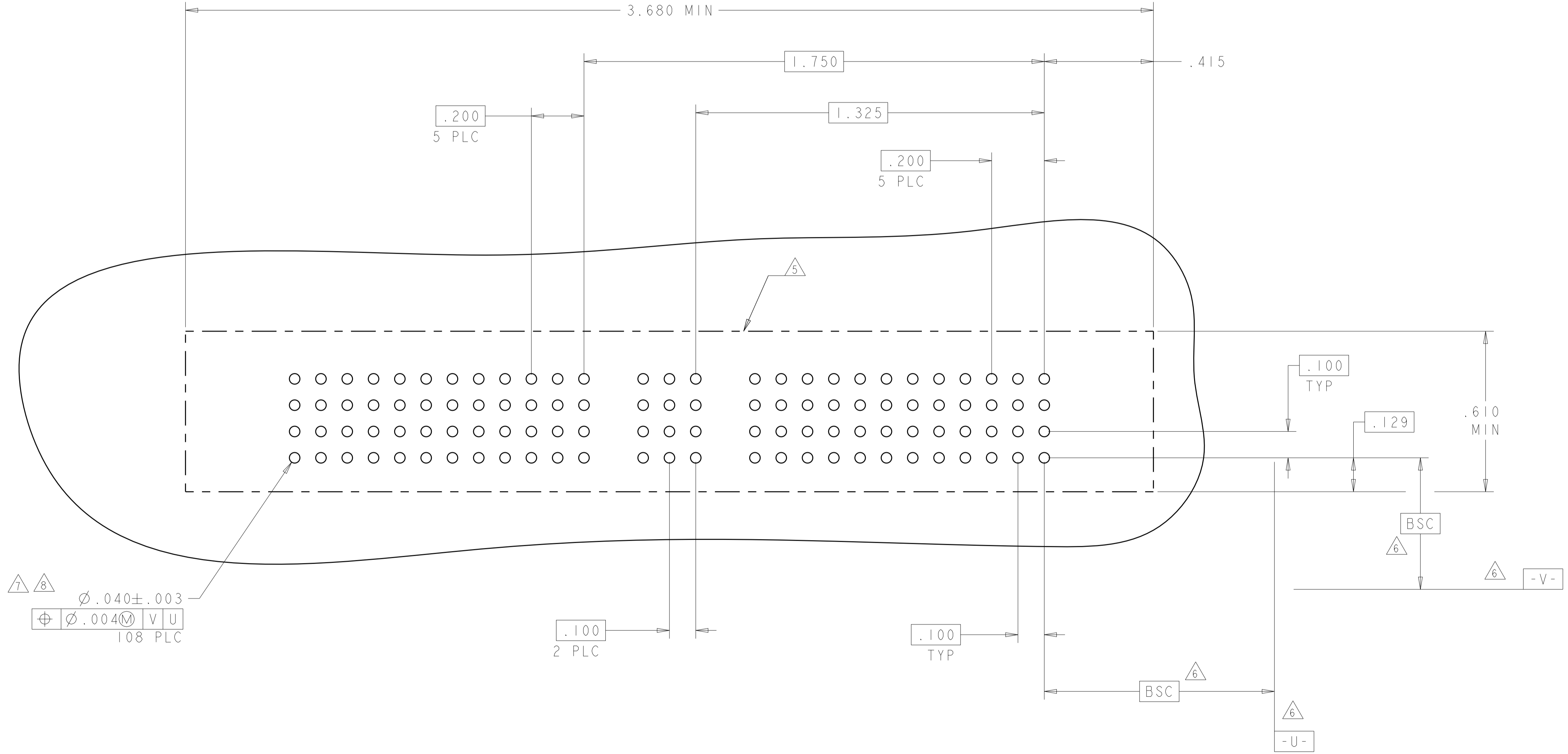
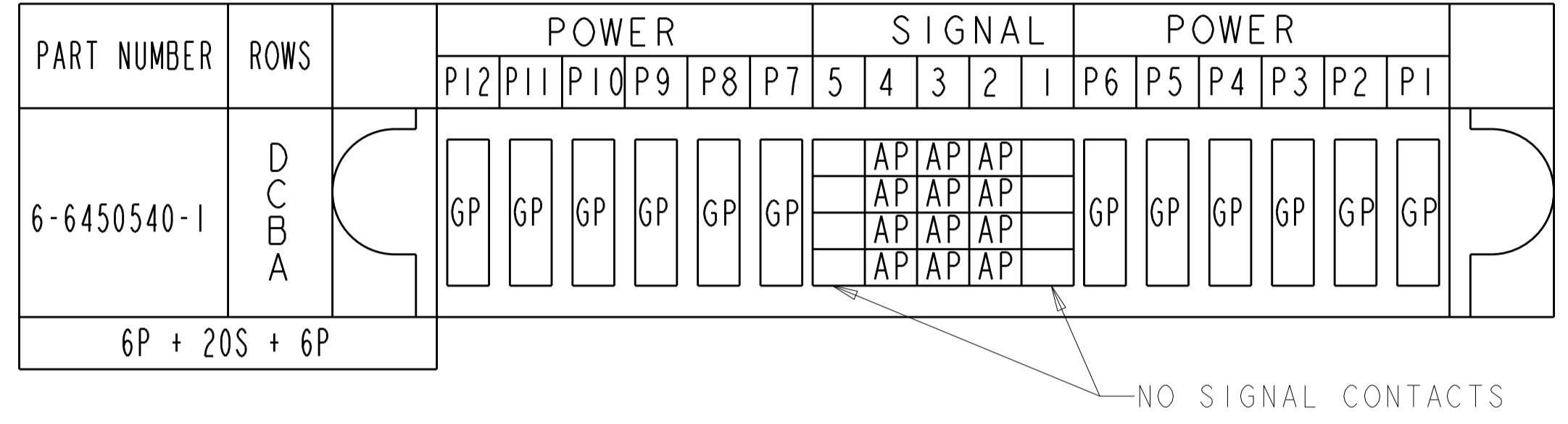
Table with columns: REVISONS, DATE, DWN, APVD, and a row for SEE SHEET 1.

Table with columns: PART NUMBER (6-6450540-0), ROWS (D, C, B, A), POWER (P8, P7, P6, P5, P4, P3, P2, P1), SIGNAL (1-6), and a total count of 4P + 24S + 4P.



Controlled document information including dimensions (INCHES), tolerances, material, finish, customer drawing name (VERTICAL RECEPTACLE ASSEMBLY WITH GUIDES MULTI-BEAM XL), size (A100779), and scale (2:1).

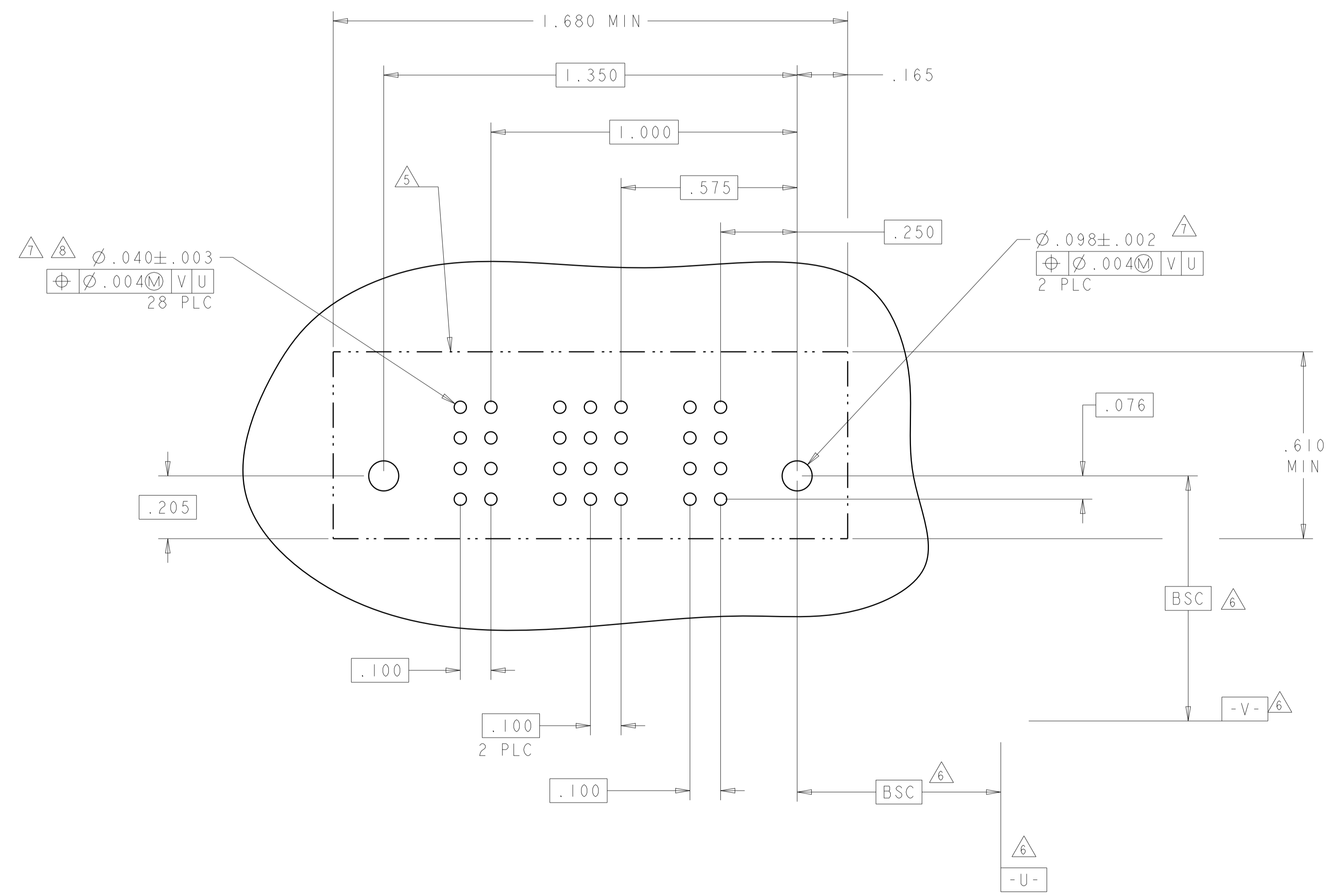
LOC		DIST		REVISIONS			
ES	00	REV	DATE	BY	APP'D	DATE	BY
-	-	1	SEE SHEET 1	-	-	-	-



THIS DRAWING IS A CONTROLLED DOCUMENT.		OWN: B. GRZYBOWSKI 29APR05	STE TE Connectivity
DIMENSIONS: INCHES		CHK: M. PERCHERKE 29APR05	
TOLERANCES UNLESS OTHERWISE SPECIFIED:		APVD: -	
MATERIAL		NAME: VERTICAL RECEPTACLE ASSEMBLY WITH GUIDES MULTI-BEAM XL	
FINISH		PRODUCT SPEC: 108-1973	RESTRICTED TO:
DIMENSIONS: INCHES		APPLICATION SPEC: 114-13038	SIZE: A100779
MATERIAL		WEIGHT: -	CAGE CODE: 6450540
FINISH		CUSTOMER DRAWING	SCALE: 2:1 SHEET 16 OF 19 REV: K9

LOC		DIST		REVISIONS			
ES	00	P	LTN	DESCRIPTION	DATE	DMN	APVD
		-		SEE SHEET 1			

PART NUMBER	ROWS		POWER		SIGNAL					POWER		
			P2	5	4	3	2	1	PI			
6-6450540-2	D C B A				AP	AP	AP				GP	
					AP	AP	AP				GP	
					AP	AP	AP				GP	
					AP	AP	AP				GP	
IP + 20S + IP												

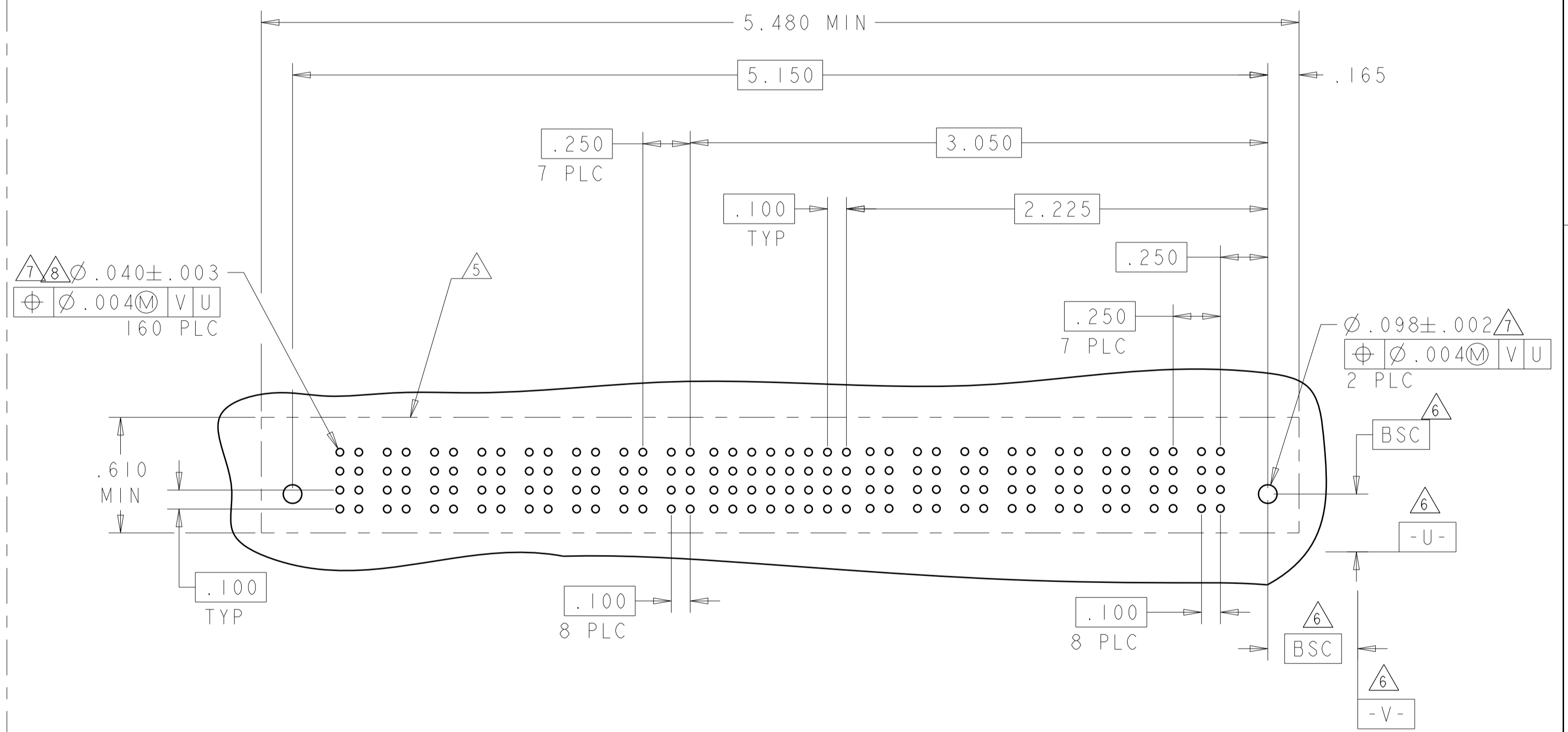
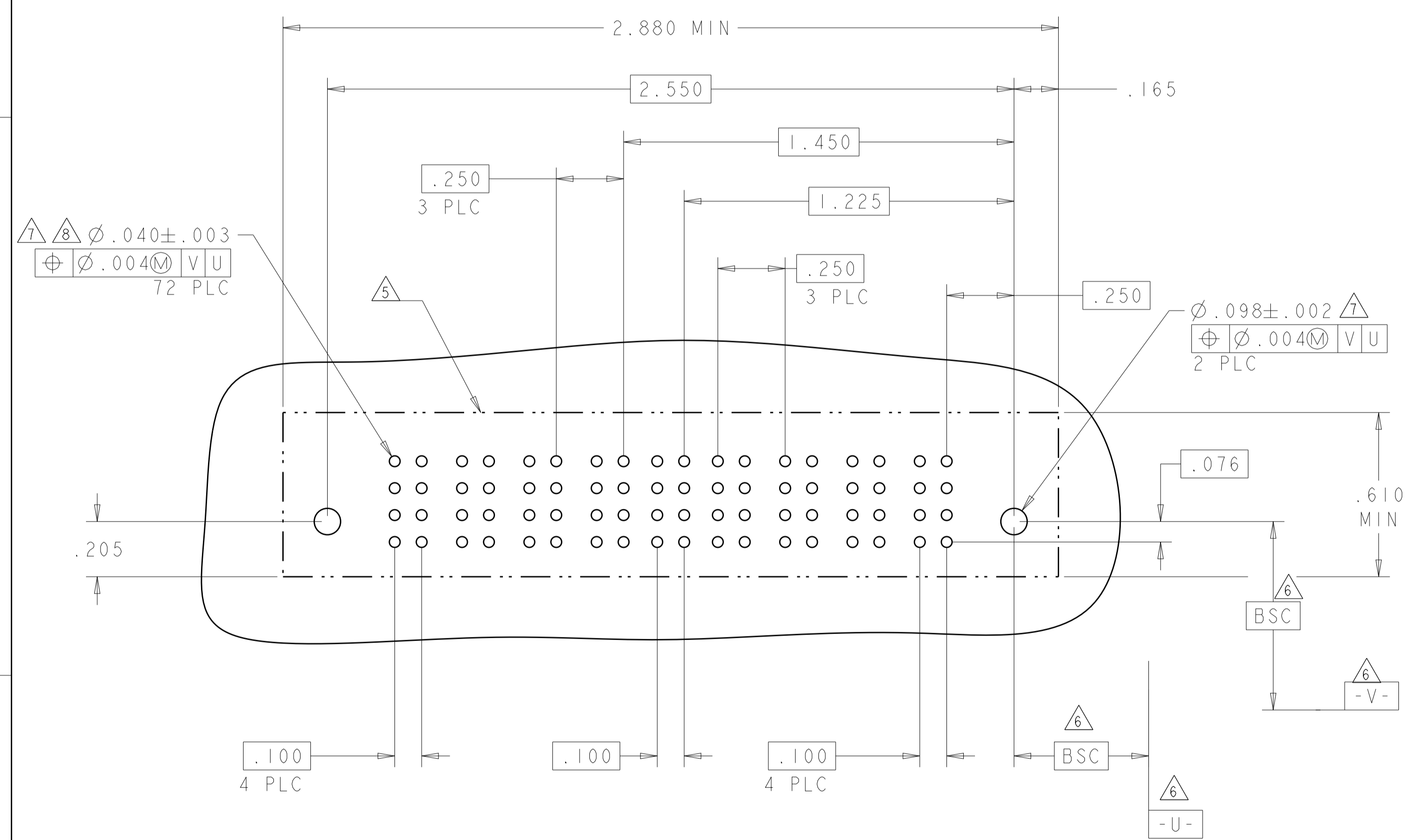


THIS DRAWING IS A CONTROLLED DOCUMENT.		DMN R. GRZYBOWSKI 29APR05	TE Connectivity	
DIMENSIONS: INCHES		CHK M. PERCHERKE 29APR05		
		TOLERANCES UNLESS OTHERWISE SPECIFIED:	NAME VERTICAL RECEPTACLE ASSEMBLY WITH GUIDES MULTI-BEAM XL	
0 PLC ±.01		APVD M. PERCHERKE	PRODUCT SPEC	
1 PLC ±.01			108-1973	
2 PLC ±.01			APPLICATION SPEC	
3 PLC ±.005			114-13038	
4 PLC ±.0020			WEIGHT	
ANGLES ±.2°			114-13038	
FINISH			CUSTOMER DRAWING	
MATERIAL			SCALE 2:1 SHEET 17 OF 19 REV K9	

LOC	DIST	REVISIONS			
P	LTN	DESCRIPTION	DATE	DMN	APVD
-	-	SEE SHEET 1	-	-	-

PART NUMBER	ROWS	POWER				SIGNAL		POWER					
		P8	P7	P6	P5	2	1	P4	P3	P2	P1		
6-6450540-5	D C B A	HD	GS	GS	GS	GS	AP	AP	GS	GS	GS	GS	HD
							AP	AP					
							AP	AP					
							AP	AP					
4P + 8S + 4P													

PART NUMBER	ROWS	POWER								SIGNAL								POWER								
		P16	P15	P14	P13	P12	P11	P10	P9	8	7	6	5	4	3	2	1	P8	P7	P6	P5	P4	P3	P2	P1	
4-6450540-9	D	HD	GS	GS	GS	GS	GS	GS	GS	AP	AP	AP	AP	AP	AP	AP	AP	GS	GS	GS	GS	GS	GS	GS	GS	HD
	C									AP	AP	AP	AP	AP	AP	AP										
	B									AP	AP	AP	AP	AP	AP	AP										
8P + 32S + 8P																										



THIS DRAWING IS A CONTROLLED DOCUMENT.

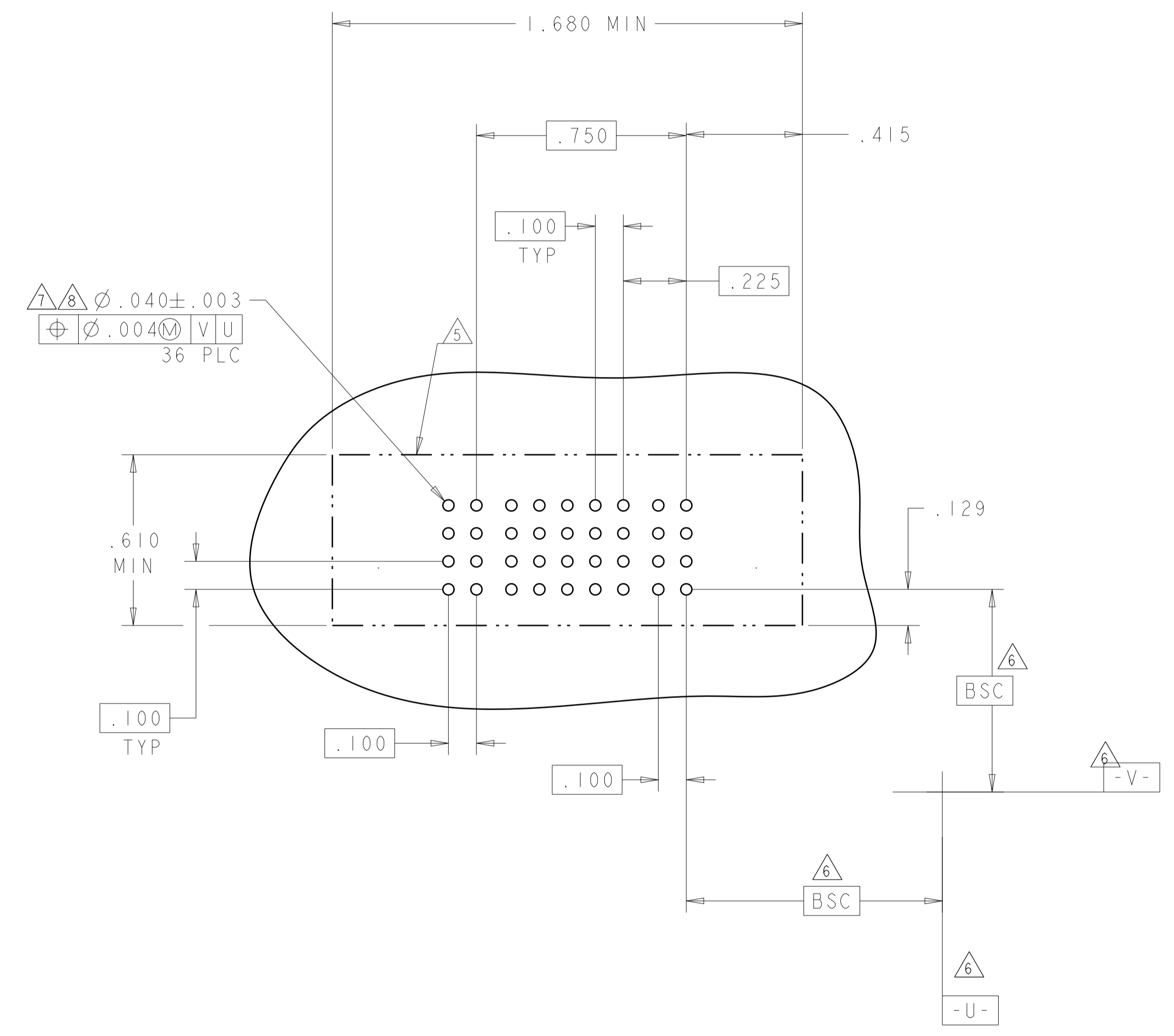
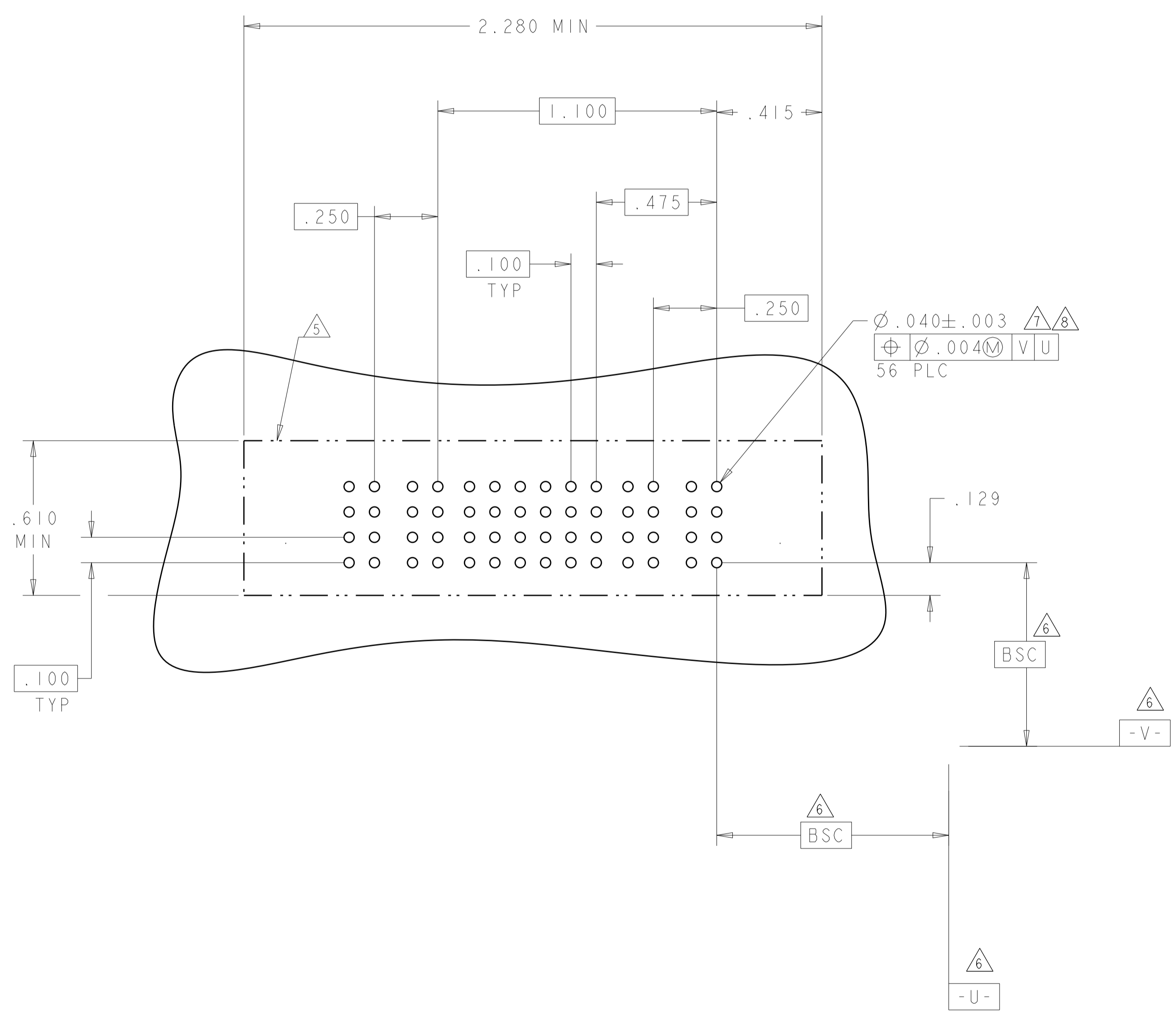
DIMENSIONS: INCHES	TOLERANCES UNLESS OTHERWISE SPECIFIED: 0 PLC ± 1 PLC ±.01 2 PLC ±.01 3 PLC ±.005 4 PLC ±.002 ANGLES ±.020	DMN: R. GRZYBOWSKI 29APR05 CHK: M. PERCHERKE 29APR05 APVD: M. PERCHERKE	NAME: VERTICAL RECEPTACLE ASSEMBLY WITH GUIDES MULTI-BEAM XL
MATERIAL:	FINISH:	PRODUCT SPEC: 108-1973 APPLICATION SPEC: 114-13038 WEIGHT: -	SIZE: A1 CAGE CODE: 00779 DRAWING NO: C=6450540
CUSTOMER DRAWING		SCALE: 2:1	SHEET 18 OF 19 REV: K9

STE TE Connectivity

LOC	DIST	REVISIONS			
P	LTN	DESCRIPTION	DATE	DMN	APVD
-	-	SEE SHEET 1	-	-	-

PART NUMBER	ROWS	POWER		SIGNAL						POWER		
		P4	P3	6	5	4	3	2	1	P2	PI	
1-6450540-0	D C B A	GP	GP	AP	AP	AP	AP	AP	AP	AP	GP	GP
				AP	AP	AP	AP	AP	AP			
				AP	AP	AP	AP	AP	AP			
				AP	AP	AP	AP	AP	AP			
2P + 24S + 2P												

PART NUMBER	ROWS	POWER		SIGNAL					POWER	
		P2	5	4	3	2	1	PI		
6-6450540-6	D C B A	GS	GS	AP	AP	AP	AP	AP	AP	GS
				AP	AP	AP	AP	AP		
				AP	AP	AP	AP	AP		
				AP	AP	AP	AP	AP		
IP + 20S + IP										



THIS DRAWING IS A CONTROLLED DOCUMENT.		DMN: R. GRZYBOWSKI 29APR05	 TE Connectivity
DIMENSIONS: INCHES		CHK: M. PERCHERKE 29APR05	
TOLERANCES UNLESS OTHERWISE SPECIFIED:		APVD: M. PERCHERKE	NAME: VERTICAL RECEPTACLE ASSEMBLY WITH GUIDES MULTI-BEAM XL
0 PLC ± 1 PLC ±.01 2 PLC ±.01 3 PLC ±.005 4 PLC ±.002 ANGLES ±.020		PRODUCT SPEC: 108-1973	SIZE: A
MATERIAL: FINISH: #2		APPLICATION SPEC: 114-13038	CAGE CODE: 6450540
WEIGHT: -		CUSTOMER DRAWING	SCALE: 2:1 SHEET 19 OF 19 REV: K9

Компания «Life Electronics» занимается поставками электронных компонентов импортного и отечественного производства от производителей и со складов крупных дистрибьюторов Европы, Америки и Азии.

С конца 2013 года компания активно расширяет линейку поставок компонентов по направлению коаксиальный кабель, кварцевые генераторы и конденсаторы (керамические, пленочные, электролитические), за счёт заключения дистрибьюторских договоров

Мы предлагаем:

- Конкурентоспособные цены и скидки постоянным клиентам.
- Специальные условия для постоянных клиентов.
- Подбор аналогов.
- Поставку компонентов в любых объемах, удовлетворяющих вашим потребностям.
- Приемлемые сроки поставки, возможна ускоренная поставка.
- Доставку товара в любую точку России и стран СНГ.
- Комплексную поставку.
- Работу по проектам и поставку образцов.
- Формирование склада под заказчика.
- Сертификаты соответствия на поставляемую продукцию (по желанию клиента).
- Тестирование поставляемой продукции.
- Поставку компонентов, требующих военную и космическую приемку.
- Входной контроль качества.
- Наличие сертификата ISO.

В составе нашей компании организован Конструкторский отдел, призванный помогать разработчикам, и инженерам.

Конструкторский отдел помогает осуществить:

- Регистрацию проекта у производителя компонентов.
- Техническую поддержку проекта.
- Защиту от снятия компонента с производства.
- Оценку стоимости проекта по компонентам.
- Изготовление тестовой платы монтаж и пусконаладочные работы.



Тел: +7 (812) 336 43 04 (многоканальный)

Email: org@lifeelectronics.ru