



SERIES: PDRB-45 | DESCRIPTION: AC-DC DIN RAIL POWER SUPPLY

FEATURES

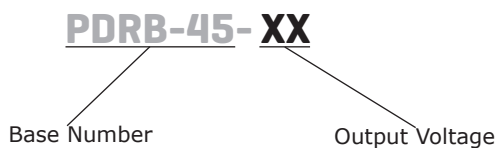
- universal AC input
- over current, over voltage, short circuit protection
- TUV certified
- EN55032 Class B



MODEL	output voltage	output current	output power	ripple and noise ¹	efficiency ²
	(Vdc)	max (A)	max (W)	max (mVp-p)	typ (%)
PDRB-45-12	12	4	48	100	87
PDRB-45-24	24	2	48	100	88
PDRB-45-48	48	1	48	150	89

Notes: 1. At full load, nominal input, 20 MHz bandwidth oscilloscope, with 0.1 μ F ceramic and 47 μ F electrolytic capacitors on the output.
 2. At 230 Vac, 50 Hz, full load.
 3. All specifications are measured at Ta=25°C, nominal input voltage, and rated output load unless otherwise specified.

PART NUMBER KEY



INPUT

parameter	conditions/description	min	typ	max	units
voltage		90		264	Vac
		127		370	Vdc
frequency		47		63	Hz
current	at 115 Vac, full load			1.2	A
	at 230 Vac, full load			0.6	A
inrush current	at 110 Vac, full load, cold start			20	A
	at 220 Vac, full load, cold start			35	A
leakage current	input to output			3.5	mA
	input to FG			3.5	mA
input fuse	2A/250 Vac				

OUTPUT

parameter	conditions/description	min	typ	max	units
capacitive load				5,000	μF
initial set point accuracy				±1	%
line regulation	at full load, 100~264 Vac			±1	%
load regulation	at 230 Vac, 100~0% load			±1	%
adjustability	via built in trim pot				
	12 Vdc output model	12		14	Vdc
	24 Vdc output model	24		28	Vdc
	48 Vdc output model	48		55	Vdc
start-up time	at 115/230 Vac, full load			2.0	s
rise time	output voltage rise from 10~90% of output voltage			60	ms
hold-up time	at 115 Vac, full load	10			ms
	at 230 Vac, full load	20			ms
switching frequency	at Vi nom, full load		65		kHz
LED indicator	when LED is on, the power supply is operating and DC output is good				

PROTECTIONS

parameter	conditions/description	min	typ	max	units
over voltage protection	output shutdown, must recycle power to recover	120		150	%
over current protection	hiccup, auto recovery	110		150	%
short circuit protection	hiccup, auto recovery				

SAFETY & COMPLIANCE

parameter	conditions/description	min	typ	max	units
isolation voltage	input to output for 1 minute at 10 mA	3,000			Vac
	input to FG for 1 minute at 10 mA	1,500			Vac
	output to FG for 1 minute at 10 mA	500			Vac
isolation resistance	input to output at 500 Vdc	5			MΩ
safety approvals	EN 60950-1				
safety class	class I				
conducted emissions	EN55032, Class B				
radiated emissions	EN55032, Class B				
ESD	EN61000-4-2, Level 4, Criteria B, Air Discharge: ±8 kV; Contact Discharge: ± 4 kV				
radiated immunity	EN61000-4-3, Level 3, Criteria A, 80-1000 MHz, 3 V/M, 80% modulation (1 kHz)				
EFT/burst	EN61000-4-4, Level 4, Criteria B, ±1 kV				
surge	EN61000-4-5, Level 4, Criteria B, Common Mode: 2 kV; Differential Mode: 1 kV				
pollution degree	2				
degree of protection	IP20				
MTBF	as per MIL-HDBK-217F, at 220 Vac, full load, 25°C	500,000			hours
RoHS	yes				

Notes: 4. The power supply is considered a component which will be installed into final equipment. The final equipment still must be tested to meet the necessary EMC directives.

ENVIRONMENTAL

parameter	conditions/description	min	typ	max	units
operating temperature	see derating curves	-25		70	°C
storage temperature		-40		85	°C
operating humidity	non-condensing	5		90	%
storage humidity	non-condensing	5		95	%
altitude				2,000	m

MECHANICAL

parameter	conditions/description	min	typ	max	units
dimensions	126.00 x 102.50 x 34.50 (4.960 x 4.035 x 1.35 inches)				mm
weight			0.31		kg
cooling	natural convection				
input/output connector	accepts 24~12 AWG wire				

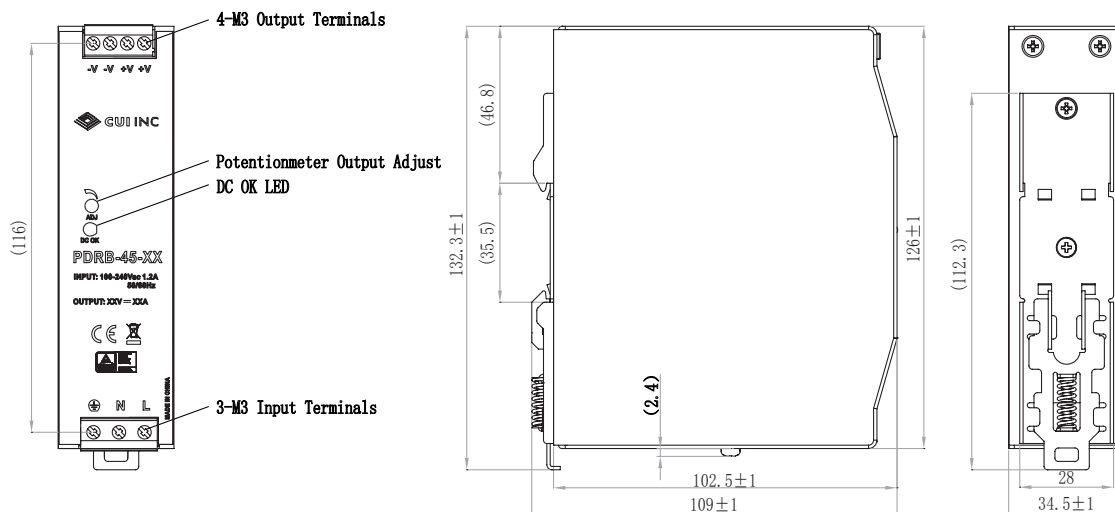
MECHANICAL DRAWING

units: mm
tolerance: ±0.3
unless otherwise noted

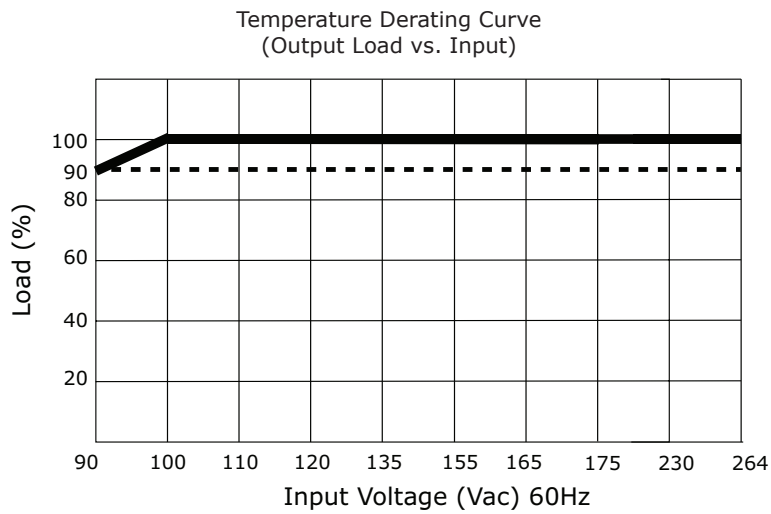
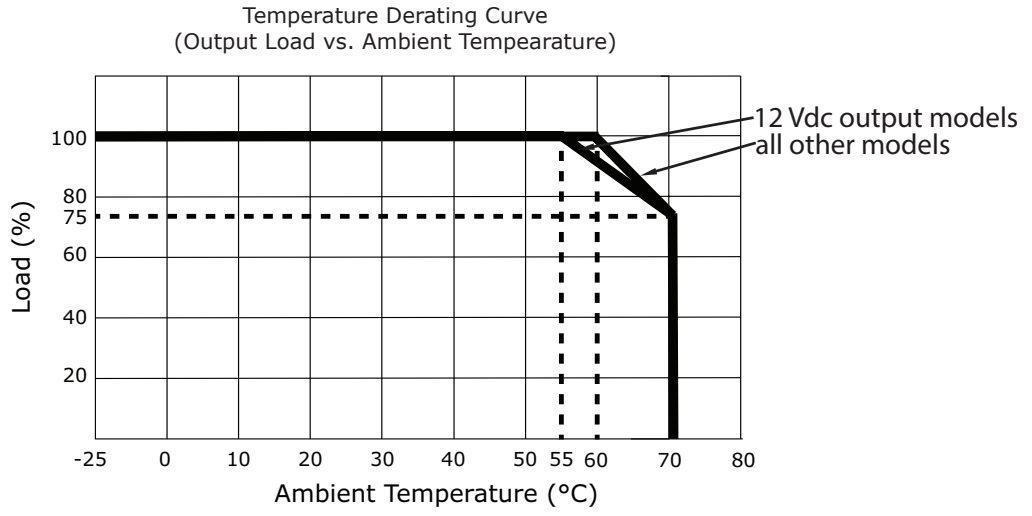
TERMINAL 1 CONNECTIONS	
TERMINAL	Function
1	L
2	N
3	

TERMINAL 2 CONNECTIONS	
TERMINAL	Function
1	+V
2	+V
3	-V
4	-V

INSTALLATION	
DIN RAIL	TS35/7.5 or TS35/15
Wire Range	24~12 AWG (4.0 mm ²)
Strip Length	7 mm
Screw Torque	0.5 N·m



DERATING CURVES



REVISION HISTORY

rev.	description	date
1.0	initial release	05/08/2019

The revision history provided is for informational purposes only and is believed to be accurate.



Headquarters
20050 SW 112th Ave.
Tualatin, OR 97062
800.275.4899

Fax 503.612.2383
cui.com
techsupport@cui.com

CUI offers a two (2) year limited warranty. Complete warranty information is listed on our website.

CUI reserves the right to make changes to the product at any time without notice. Information provided by CUI is believed to be accurate and reliable. However, no responsibility is assumed by CUI for its use, nor for any infringements of patents or other rights of third parties which may result from its use.

CUI products are not authorized or warranted for use as critical components in equipment that requires an extremely high level of reliability. A critical component is any component of a life support device or system whose failure to perform can be reasonably expected to cause the failure of the life support device or system, or to affect its safety or effectiveness.

Компания «Life Electronics» занимается поставками электронных компонентов импортного и отечественного производства от производителей и со складов крупных дистрибьюторов Европы, Америки и Азии.

С конца 2013 года компания активно расширяет линейку поставок компонентов по направлению коаксиальный кабель, кварцевые генераторы и конденсаторы (керамические, пленочные, электролитические), за счёт заключения дистрибьюторских договоров

Мы предлагаем:

- Конкурентоспособные цены и скидки постоянным клиентам.
- Специальные условия для постоянных клиентов.
- Подбор аналогов.
- Поставку компонентов в любых объемах, удовлетворяющих вашим потребностям.
- Приемлемые сроки поставки, возможна ускоренная поставка.
- Доставку товара в любую точку России и стран СНГ.
- Комплексную поставку.
- Работу по проектам и поставку образцов.
- Формирование склада под заказчика.
- Сертификаты соответствия на поставляемую продукцию (по желанию клиента).
- Тестирование поставляемой продукции.
- Поставку компонентов, требующих военную и космическую приемку.
- Входной контроль качества.
- Наличие сертификата ISO.

В составе нашей компании организован Конструкторский отдел, призванный помогать разработчикам, и инженерам.

Конструкторский отдел помогает осуществить:

- Регистрацию проекта у производителя компонентов.
- Техническую поддержку проекта.
- Защиту от снятия компонента с производства.
- Оценку стоимости проекта по компонентам.
- Изготовление тестовой платы монтаж и пусконаладочные работы.



Тел: +7 (812) 336 43 04 (многоканальный)

Email: org@lifeelectronics.ru