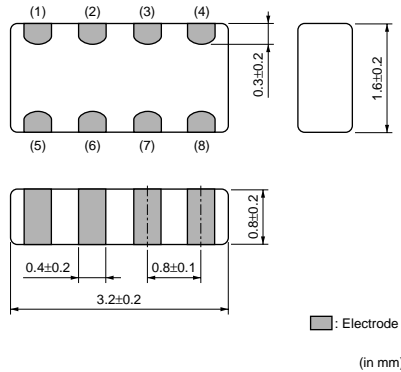


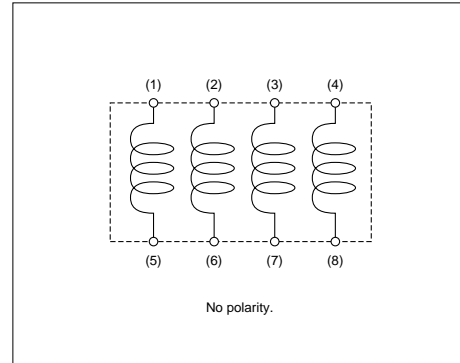
# EMIFIL® (Inductor type) Chip Ferrite Bead (Array)

## BLA31A/BLA31B Series (1206 Size)

### ■ Dimensions



### ■ Equivalent Circuit



### ■ Packaging

Code	Packaging	Minimum Quantity
D	180mm Paper Tape	4000
J	330mm Paper Tape	10000
B	Bulk(Bag)	1000

### ■ Rated Value (□: packaging code)

Part Number	Impedance (at 100MHz/20°C)	Impedance (at 1GHz/20°C)	Rated Current	DC Resistance	Operating Temperature Range
BLA31AG300SN4□	30ohm ±25%	-	200mA	0.10ohm max.	-55 to +125°C
BLA31AG600SN4□	60ohm ±25%	-	200mA	0.15ohm max.	-55 to +125°C
BLA31AG121SN4□	120ohm ±25%	-	150mA	0.20ohm max.	-55 to +125°C
BLA31AG221SN4□	220ohm ±25%	-	150mA	0.25ohm max.	-55 to +125°C
BLA31AG601SN4□	600ohm ±25%	-	100mA	0.35ohm max.	-55 to +125°C
BLA31AG102SN4□	1000ohm ±25%	-	50mA	0.45ohm max.	-55 to +125°C
BLA31BD121SN4□	120ohm ±25%	-	150mA	0.30ohm max.	-55 to +125°C
BLA31BD221SN4□	220ohm ±25%	-	150mA	0.35ohm max.	-55 to +125°C
BLA31BD471SN4□	470ohm ±25%	-	100mA	0.40ohm max.	-55 to +125°C
BLA31BD601SN4□	600ohm ±25%	-	100mA	0.45ohm max.	-55 to +125°C
BLA31BD102SN4□	1000ohm ±25%	-	50mA	0.55ohm max.	-55 to +125°C

Number of Circuits: 4

Continued on the following page.

● This data sheet is applied for CHIP FERRITE BEAD used for General Electronics equipment for your design.

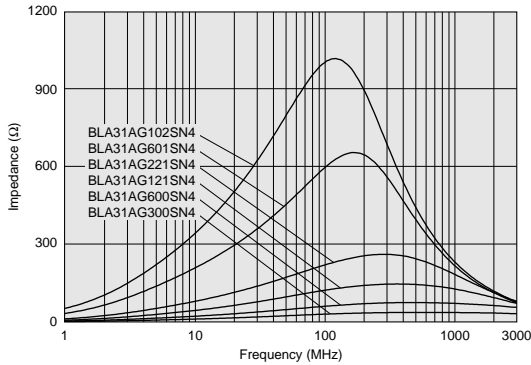
### ⚠ Note:

1. This datasheet is downloaded from the website of Murata Manufacturing co., Ltd. Therefore, it's specifications are subject to change or our products in it may be discontinued without advance notice. Please check with our sales representatives or product engineers before ordering.
2. This datasheet has only typical specifications because there is no space for detailed specifications. Therefore, please approve our product specifications or transact the approval sheet for product specifications before ordering.

Continued from the preceding page.

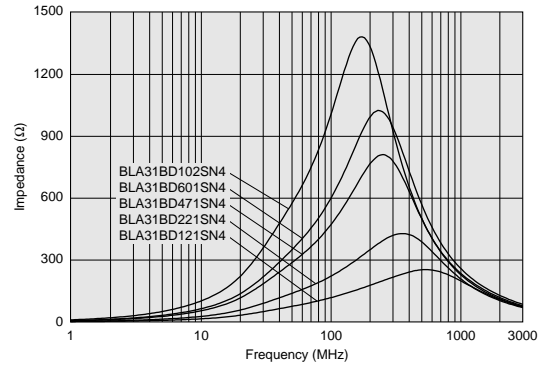
■ Impedance-Frequency Characteristics (Main Items)

BLA31AG Series



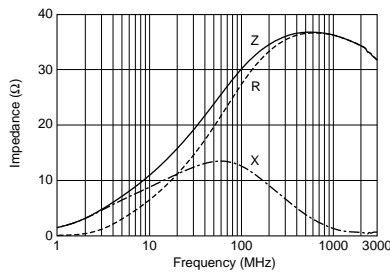
■ Impedance-Frequency Characteristics (Main Items)

BLA31BD Series



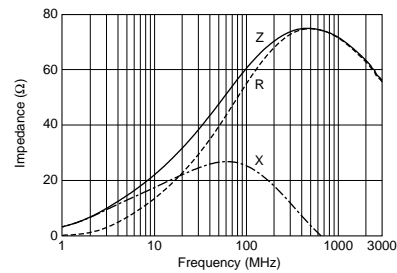
■ Impedance-Frequency Characteristics

BLA31AG300SN4



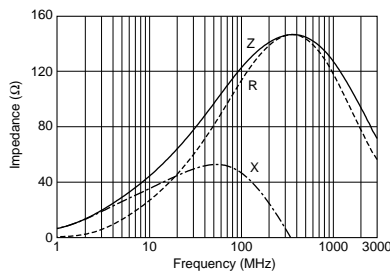
■ Impedance-Frequency Characteristics

BLA31AG600SN4



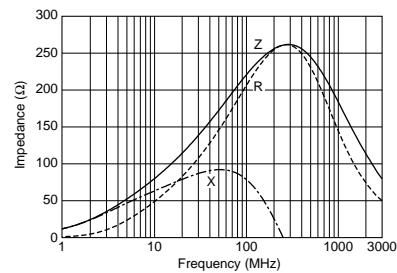
■ Impedance-Frequency Characteristics

BLA31AG121SN4



■ Impedance-Frequency Characteristics

BLA31AG221SN4



Continued on the following page. ↗

● This data sheet is applied for CHIP FERRITE BEAD used for General Electronics equipment for your design.

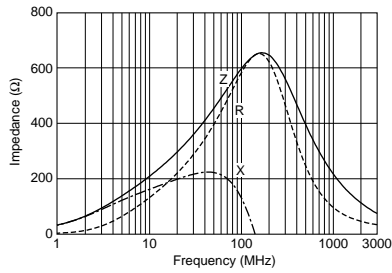
⚠ Note:

1. This datasheet is downloaded from the website of Murata Manufacturing co., Ltd. Therefore, it's specifications are subject to change or our products in it may be discontinued without advance notice. Please check with our sales representatives or product engineers before ordering.
2. This datasheet has only typical specifications because there is no space for detailed specifications. Therefore, please approve our product specifications or transact the approval sheet for product specifications before ordering.

Continued from the preceding page.

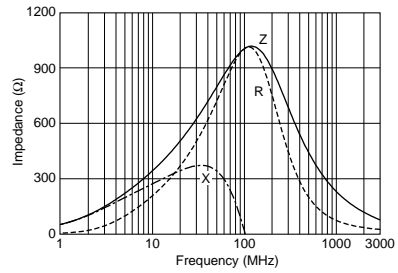
■ Impedance-Frequency Characteristics

BLA31AG601SN4



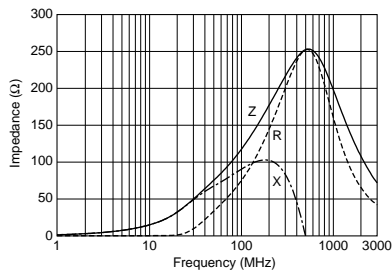
■ Impedance-Frequency Characteristics

BLA31AG102SN4



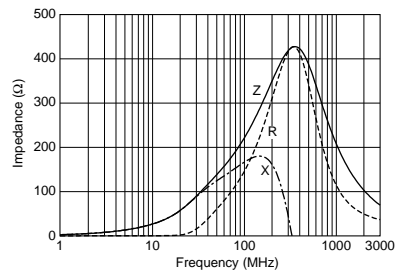
■ Impedance-Frequency Characteristics

BLA31BD121SN4



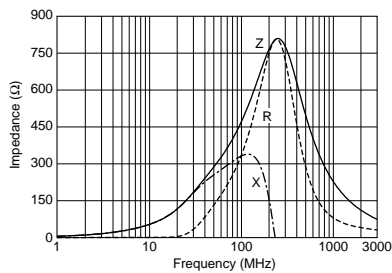
■ Impedance-Frequency Characteristics

BLA31BD221SN4



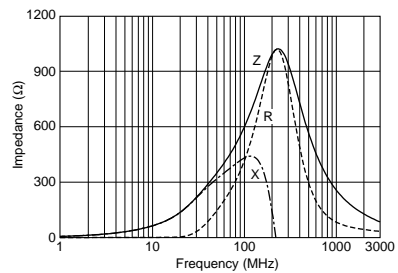
■ Impedance-Frequency Characteristics

BLA31BD471SN4



■ Impedance-Frequency Characteristics

BLA31BD601SN4



Continued on the following page. ↗

● This data sheet is applied for CHIP FERRITE BEAD used for General Electronics equipment for your design.

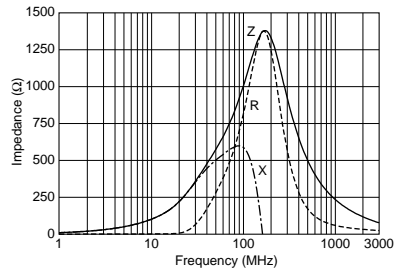
⚠ Note:

1. This datasheet is downloaded from the website of Murata Manufacturing co., Ltd. Therefore, it's specifications are subject to change or our products in it may be discontinued without advance notice. Please check with our sales representatives or product engineers before ordering.
2. This datasheet has only typical specifications because there is no space for detailed specifications. Therefore, please approve our product specifications or transact the approval sheet for product specifications before ordering.

Continued from the preceding page.

## ■ Impedance-Frequency Characteristics

### BLA31BD102SN4



## ■ ⚠ Caution/Notice

### ⚠ Caution (Rating)

Do not use products beyond the rated current as this may create excessive heat and deteriorate the insulation resistance.

### Notice

Solderability of Tin plating termination chip might be deteriorated when low temperature soldering profile where peak solder temperature is below the Tin melting point is used. Please confirm the solderability of Tin plating termination chip before use.

● This data sheet is applied for CHIP FERRITE BEAD used for General Electronics equipment for your design.

### ⚠ Note:

1. This datasheet is downloaded from the website of Murata Manufacturing co., Ltd. Therefore, it's specifications are subject to change or our products in it may be discontinued without advance notice. Please check with our sales representatives or product engineers before ordering.
2. This datasheet has only typical specifications because there is no space for detailed specifications. Therefore, please approve our product specifications or transact the approval sheet for product specifications before ordering.

Компания «Life Electronics» занимается поставками электронных компонентов импортного и отечественного производства от производителей и со складов крупных дистрибьюторов Европы, Америки и Азии.

С конца 2013 года компания активно расширяет линейку поставок компонентов по направлению коаксиальный кабель, кварцевые генераторы и конденсаторы (керамические, пленочные, электролитические), за счёт заключения дистрибьюторских договоров

Мы предлагаем:

- Конкурентоспособные цены и скидки постоянным клиентам.
- Специальные условия для постоянных клиентов.
- Подбор аналогов.
- Поставку компонентов в любых объемах, удовлетворяющих вашим потребностям.
- Приемлемые сроки поставки, возможна ускоренная поставка.
- Доставку товара в любую точку России и стран СНГ.
- Комплексную поставку.
- Работу по проектам и поставку образцов.
- Формирование склада под заказчика.
- Сертификаты соответствия на поставляемую продукцию (по желанию клиента).
- Тестирование поставляемой продукции.
- Поставку компонентов, требующих военную и космическую приемку.
- Входной контроль качества.
- Наличие сертификата ISO.

В составе нашей компании организован Конструкторский отдел, призванный помогать разработчикам, и инженерам.

Конструкторский отдел помогает осуществить:

- Регистрацию проекта у производителя компонентов.
- Техническую поддержку проекта.
- Защиту от снятия компонента с производства.
- Оценку стоимости проекта по компонентам.
- Изготовление тестовой платы монтаж и пусконаладочные работы.



Тел: +7 (812) 336 43 04 (многоканальный)  
Email: [org@lifeelectronics.ru](mailto:org@lifeelectronics.ru)