


# HB Supercapacitors

## Cylindrical cells



### Features

- Ultra low ESR for high power density
- UL recognized

### Applications

- Electric, Gas, Water smart meters
- Controllers
- RF radio power
- Solar capture
- Storage servers
- Pulse power
- Backup power

### Description

Eaton supercapacitors are high reliability, high power, ultra-high capacitance energy storage devices utilizing electrochemical double layer capacitor (EDLC) construction combined with proprietary materials and processes. This combination of advanced technologies allows Eaton to offer a wide variety of capacitor solutions tailored to applications for backup power, pulse power and hybrid power systems. They can be applied as the sole energy storage or in combination with batteries to optimize cost, life time and run time. System requirements can range from a few microwatts to megawatts. All products feature low ESR for high power density with environmentally friendly materials for a green power solution. Eaton supercapacitors are maintenance-free with design lifetimes up to 20 years and operating temperatures down to -25 °C and up to +85 °C.



Powering Business Worldwide

## Ratings

Capacitance	3.0 F to 110 F
Maximum working voltage	2.5 V
Surge voltage	2.8 V
Capacitance tolerance	-10% to +30% (+20 °C)
Operating temperature range	-25 °C to +70 °C
Extended temperature range	-25 °C to +85 °C (with linear voltage derating to 2.3 V @ +85 °C)

## Specifications

Capacitance (F)	Part Number	Maximum Initial ESR <sup>1</sup> (Ω)	Nominal Leakage Current <sup>2</sup> (μA)	Stored Energy <sup>3</sup> (mWh)	Peak Power <sup>4</sup> (W)	Pulse Current <sup>5</sup> (A)	Continuous Current <sup>6</sup> (A)	Typical Thermal Resistance <sup>7</sup> , Rth (°C/W)	Short Circuit Current <sup>8</sup> (A)
3	HB0820-2R5305-R	0.160	7.0	2.6	9.8	1.0	1.1	76	16
5	HB1020-2R5505-R	0.100	11	4.3	16	3.0	1.4	73	25
6	HB0830-2R5605-R	0.100	11	5.2	16	6.0	1.8	47	25
10	HB1030-2R5106-R	0.060	20	8.7	26	5.2	2.5	40	42
15	HB1325-2R5156-R	0.050	22	13	31	9.3	2.4	53	50
25	HB1625-2R5256-R	0.040	28	22	39	13	2.8	47	63
35	HB1635-2R5356-R	0.030	32	30	52	19	3.6	39	83
60	HB1840-2R5606-R	0.025	47	52	63	26	4.8	26	100
110	HB1860-2R5117-R	0.020	180	95	78	24	8.7	10	125**

\*\* Repeated short circuit current will permanently damage the leads and cause an open failure.

## Performance

Parameter	Capacitance change (% of initial value)	ESR (% of maximum initial value)
Life (1000 hours @ +70 °C @ 2.5 Vdc)	≤ 30%	≤ 200%
Storage (3 years, uncharged, <+35 °C)	≤ 5%	≤ 110%
Cycle Life <sup>9</sup> (500,000 cycles)	≤ 30%	≤ 200%

1. Capacitance and Equivalent Series Resistance (ESR) measured according to IEC62391-1 at +20 °C, with current in milliamps (mA) = 8°C\*V

2. Leakage current at 20 °C after 72 hour charge and hold

3. Energy (mWh) =  $\frac{1}{2} * C * V^2 * 1000$   
3600

4. Peak Power (W) =  $\frac{V^2}{4 * ESR}$

5. Pulse Current in Amps (A), 1 second discharge from rated voltage to half rated voltage =  $\frac{1}{2} * C * V$   
(1+ESR\*C)

6. Continuous current with a 15 °C temperature rise. Continuous current (A) =  $\sqrt{\frac{\Delta T}{ESR * Rth}}$

7. Thermal resistance (Rth) cell body temperature to ambient in open air in degrees C per Watt (°C/W)

8. Short circuit current is for safety information only. Do not use as operating current.

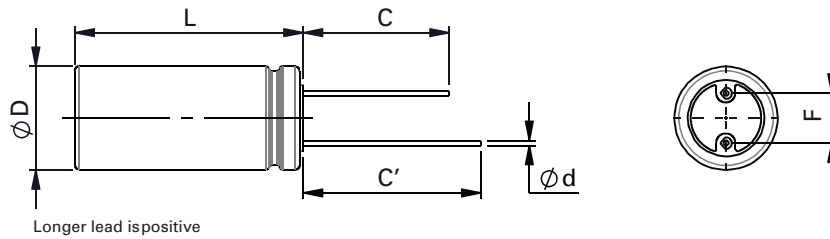
9. Cycling between rated voltage and half voltage, 3 seconds rest at +20 °C

## Safety and Certifications

Regulatory	UL810a,RoHS
Warnings	Do not overvoltage, do not reverse polarity
Shipping	UN3499, <0.3Wh, Non-hazardous goods

**Dimensions (mm)**

Part Number	ØD nominal	ØD maximum	L maximum	F ±0.50	Ød ±0.02	C minimum	C' minimum	Typical mass (grams/pieces)
HB0820-2R5305-R	8	8.5	21	3.5	0.5	20	25	1.5
HB1020-2R5505-R	10	10.5	22.3	5	0.6	20	25	2.4
HB0830-2R5605-R	8	8.5	31	3.5	0.5	20	25	2.4
HB1030-2R5106-R	10	10.5	31.5	5	0.6	20	25	3.5
HB1325-2R5156-R	13	13.5	28.4	5	0.6	20	25	4.8
HB1625-2R5256-R	16	16.5	28.4	7.5	0.8	20	25	8.2
HB1635-2R5356-R	16	16.5	38	7.5	0.8	20	25	9.8
HB1840-2R5606-R	18	18.5	42	7.5	0.8	20	25	13.8
HB1860-2R5117-R	18	18.5	60.5	7.5	0.8	20	25	22



**Part numbering system**

HB	1860	-2R5	11	7	-R	
Family Code	Size reference (mm)		Voltage (V) R = decimal	Capacitance (µF) Value	Multiplier	Standard product
HB = Family Code	Diameter = 18	Length = 60	2R5 = 2.5 V	Example 117= 11 x 10 <sup>7</sup> µF or 110 F		

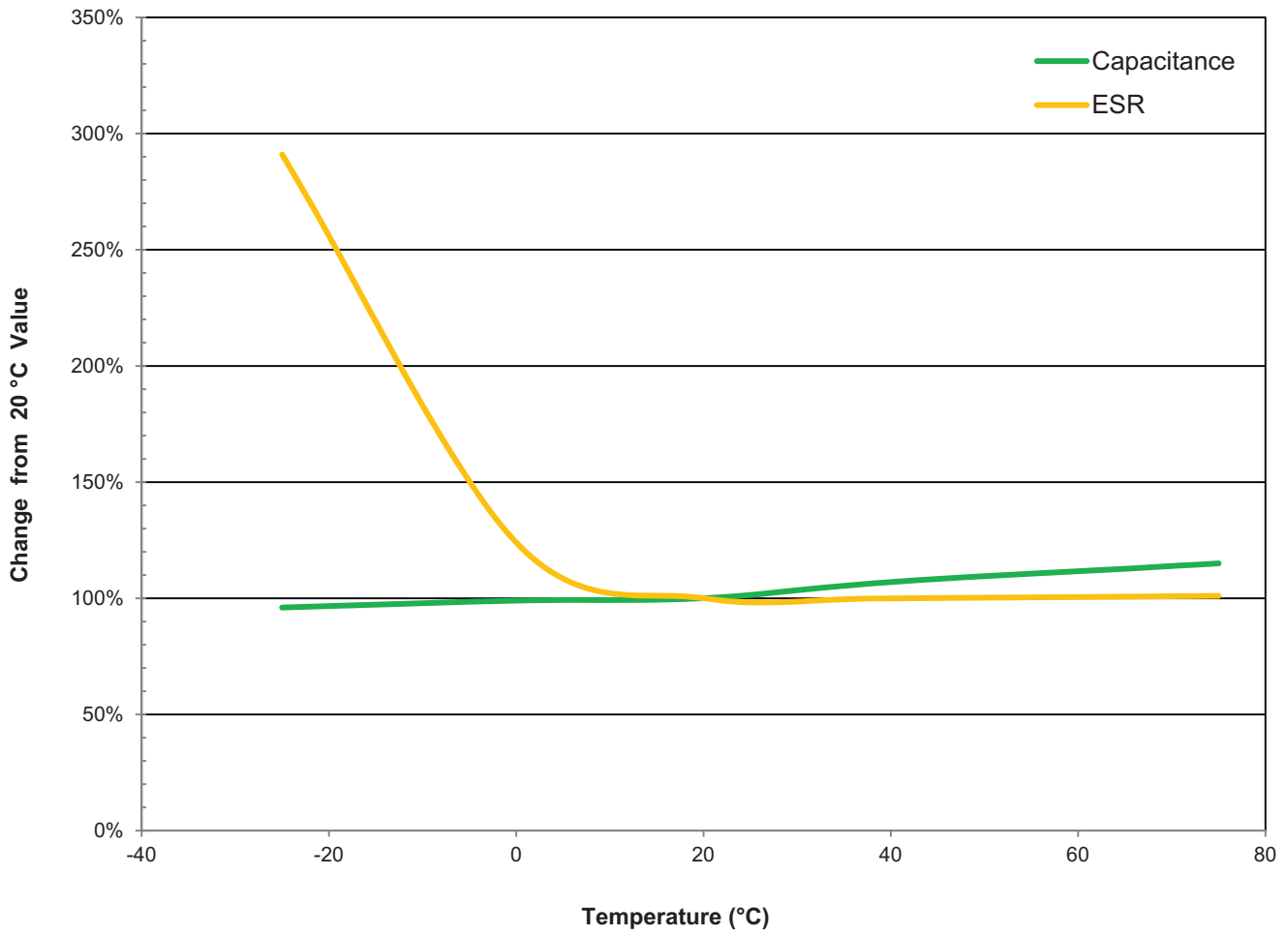
**Packaging information**

- Standard packaging: Bulk, 100 units per bag (8 mm - 13 mm diameter)
- 16 mm - 18 mm diameter products: Bulk package quantity varies by size.

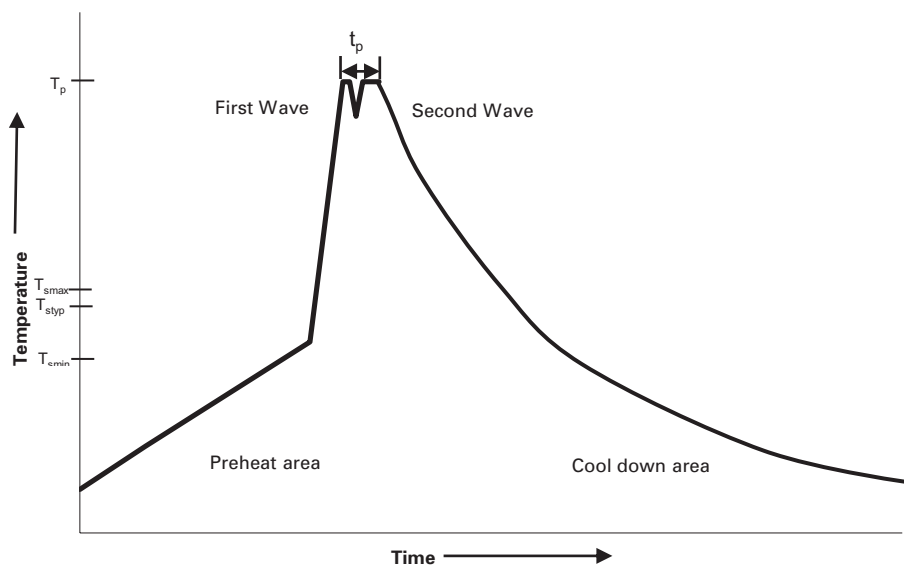
**Part marking**

- Manufacturer
- Capacitance (F)
- Nominal working voltage (V)
- Family code (or part number)
- Polarity

Temperature vs. Capacitance and ESR



### Wave solder profile



Profile Feature	Standard SnPb Solder	Lead (Pb) Free Solder
Preheat and soak	• Temperature max. ( $T_{smax}$ ) • Time max.	100 °C 60 seconds
$\Delta$ preheat to max Temperature	160 °C max.	160 °C max.
Peak temperature ( $T_p$ )*	220 °C – 260 °C	250 °C – 260 °C
Time at peak temperature ( $t_p$ )	10 seconds max 5 seconds max each wave	10 seconds max 5 seconds max each wave
Ramp-down rate	~ 2 K/s min ~3.5 K/s typ ~5 K/s max	~ 2 K/s min ~3.5 K/s typ ~5 K/s max
Time 25 °C to 25 °C	4 minutes	4 minutes

### Manual solder

+350 °C, 4-5 seconds. (by soldering iron), generally manual, hand soldering is not recommended.

### Reflow soldering

Do not use reflow soldering using infrared or convection oven heating methods.

### Cleaning/Washing

Avoid cleaning of circuit boards, however if the circuit board must be cleaned use static or ultrasonic immersion in a standard circuit board cleaning fluid for no more than 5 minutes and a maximum temperature of +60 °C. Afterwards thoroughly rinse and dry the circuit boards. In general, treat supercapacitors in the same manner you would an aluminum electrolytic capacitor.

Life Support Policy: Eaton does not authorize the use of any of its products for use in life support devices or systems without the express written approval of an officer of the Company. Life support systems are devices which support or sustain life, and whose failure to perform, when properly used in accordance with instructions for use provided in the labeling, can be reasonably expected to result in significant injury to the user.

Eaton reserves the right, without notice, to change design or construction of any products and to discontinue or limit distribution of any products. Eaton also reserves the right to change or update, without notice, any technical information contained in this bulletin.

**Eaton**  
**Electronics Division**  
1000 Eaton Boulevard  
Cleveland, OH 44122  
United States  
[www.eaton.com/electronics](http://www.eaton.com/electronics)

© 2016 Eaton  
All Rights Reserved  
Printed in USA  
Publication No. 4375 BU-MC16059  
November 2016

Eaton is a registered trademark.

All other trademarks are property of their respective owners.

Компания «Life Electronics» занимается поставками электронных компонентов импортного и отечественного производства от производителей и со складов крупных дистрибьюторов Европы, Америки и Азии.

С конца 2013 года компания активно расширяет линейку поставок компонентов по направлению коаксиальный кабель, кварцевые генераторы и конденсаторы (керамические, пленочные, электролитические), за счёт заключения дистрибьюторских договоров

Мы предлагаем:

- Конкурентоспособные цены и скидки постоянным клиентам.
- Специальные условия для постоянных клиентов.
- Подбор аналогов.
- Поставку компонентов в любых объемах, удовлетворяющих вашим потребностям.
- Приемлемые сроки поставки, возможна ускоренная поставка.
- Доставку товара в любую точку России и стран СНГ.
- Комплексную поставку.
- Работу по проектам и поставку образцов.
- Формирование склада под заказчика.
- Сертификаты соответствия на поставляемую продукцию (по желанию клиента).
- Тестирование поставляемой продукции.
- Поставку компонентов, требующих военную и космическую приемку.
- Входной контроль качества.
- Наличие сертификата ISO.

В составе нашей компании организован Конструкторский отдел, призванный помогать разработчикам, и инженерам.

Конструкторский отдел помогает осуществить:

- Регистрацию проекта у производителя компонентов.
- Техническую поддержку проекта.
- Защиту от снятия компонента с производства.
- Оценку стоимости проекта по компонентам.
- Изготовление тестовой платы монтаж и пусконаладочные работы.



Тел: +7 (812) 336 43 04 (многоканальный)  
Email: [org@lifeelectronics.ru](mailto:org@lifeelectronics.ru)