

Features

- Epitaxial Planar Die Construction
- Complementary NPN Types Available (DDC)
- Built-In Biasing Resistors
- **Lead Free By Design/RoHS Compliant (Note 3)**
- **"Green" Device (Note 4 and 5)**

Mechanical Data

- Case: SOT-563
- Case Material: Molded Plastic. UL Flammability Classification Rating 94V-0
- Moisture Sensitivity: Level 1 per J-STD-020C
- Terminals: Finish - Matte Tin annealed over Alloy 42 leadframe. Solderable per MIL-STD-202, Method 208
- Terminal Connections: See Diagram
- Weight: 0.005 grams (approximate)



SOT-563			
Dim	Min	Max	Typ
A	0.15	0.30	0.25
B	1.10	1.25	1.20
C	1.55	1.70	1.60
D	0.50		
G	0.90	1.10	1.00
H	1.50	1.70	1.60
K	0.56	0.60	0.60
L	0.15	0.25	0.20
M	0.10	0.18	0.11
All Dimensions in mm			

SEE NOTE 1

P/N	R1	R2	MARKING
DDA124EH	22KΩ	22KΩ	P17
DDA144EH	47KΩ	47KΩ	P20
DDA143EH	4.7KΩ	4.7KΩ	P08
DDA114YH	10KΩ	47KΩ	P14
DDA123JH	2.2KΩ	47KΩ	P06
DDA114EH	10KΩ	10KΩ	P13
DDA143TH	4.7KΩ	—	P07
DDA114TH	10KΩ	—	P12



SCHEMATIC DIAGRAM, TOP VIEW

Maximum Ratings @T_A = 25°C unless otherwise specified

Characteristic	Symbol	Value	Unit
Supply Voltage (6) to (1) and (3) to (4)	V _{CC}	-50	V
Input Voltage (2) to (1) and (5) to (4)	V _{IN}	DDA124EH: +10 to -40 DDA144EH: +10 to -40 DDA143EH: +10 to -30 DDA114YH: +6 to -40 DDA123JH: +5 to -12 DDA114EH: +10 to -40 DDA143TH: +5V max DDA114TH: +5V max	V
Output Current	I _O	DDA124EH: -30 DDA144EH: -30 DDA143EH: -100 DDA114YH: -70 DDA123JH: -100 DDA114EH: -50 DDA143TH: -100 DDA114TH: -100	mA
Output Current	I _C (Max)	-100	mA
Power Dissipation	P _d	150	mW
Thermal Resistance, Junction to Ambient Air (Note 2)	R _{θJA}	833	°C/W
Operating and Storage Temperature Range	T _J , T _{STG}	-55 to +150	°C

- Notes:
1. Package is non-polarized. Parts may be on reel in orientation illustrated, 180° rotated, or mixed (both ways).
 2. Mounted on FR4 Board with recommended pad layout at <http://www.diodes.com/datasheets/ap02001.pdf>.
 3. No purposefully added lead.
 4. Diodes Inc.'s "Green" policy can be found on our website at http://www.diodes.com/products/lead_free/index.php.
 5. Product manufactured with Date Code UO (week 40, 2007) and newer are built with Green Molding Compound. Product manufactured prior to Date Code UO are built with Non-Green Molding Compound and may contain Halogens or Sb2O3 Fire Retardants.

Electrical Characteristics @ $T_A = 25^\circ\text{C}$ unless otherwise specified

Characteristic (DDA143TH & DDA114TH only)	Symbol	Min	Typ	Max	Unit	Test Condition
Collector-Base Breakdown Voltage	BV_{CBO}	-50	—	—	V	$I_C = -50\mu\text{A}$
Collector-Emitter Breakdown Voltage	BV_{CEO}	-50	—	—	V	$I_C = -1\text{mA}$
Emitter-Base Breakdown Voltage	BV_{EBO}	-5	—	—	V	$I_E = -50\mu\text{A}$
Collector Cutoff Current	I_{CBO}	—	—	-0.5	μA	$V_{CB} = -50\text{V}$
Emitter Cutoff Current	I_{EBO}	—	—	-0.5	μA	$V_{EB} = -4\text{V}$
Collector-Emitter Saturation Voltage	$V_{CE(sat)}$	—	—	-0.3	V	$I_C/I_B = -2.5\text{mA} / -0.25\text{mA}$ DDA143TH $I_C/I_B = -1\text{mA} / -0.1\text{mA}$ DDA114TH
DC Current Transfer Ratio	h_{FE}	100	250	600	—	$I_C = -1\text{mA}$, $V_{CE} = -5\text{V}$
Gain-Bandwidth Product*	f_T	—	250	—	MHz	$V_{CE} = -10\text{V}$, $I_E = 5\text{mA}$, $f = 100\text{MHz}$

Characteristic	Symbol	Min	Typ	Max	Unit	Test Condition
Input Voltage	DDA124EH DDA144EH DDA143EH DDA114YH DDA123JH DDA114EH	-0.5 -0.5 -0.5 -0.3 -0.5 -0.5	-1.1 -1.1 -1.1 — — -1.1	—	V	$V_{CC} = -5\text{V}$, $I_O = -100\mu\text{A}$
	DDA124EH DDA144EH DDA143EH DDA114YH DDA123JH DDA114EH	—	—	-1.9 -1.9 -1.9 -1.4 -1.1 -1.9	-3.0 -3.0 -3.0 -1.4 -1.1 -3.0	$V_O = -0.3\text{V}$, $I_O = -5\text{mA}$ $V_O = -0.3\text{V}$, $I_O = -2\text{mA}$ $V_O = -0.3\text{V}$, $I_O = -20\text{mA}$ $V_O = -0.3\text{V}$, $I_O = -1\text{mA}$ $V_O = -0.3\text{V}$, $I_O = -5\text{mA}$ $V_O = -0.3\text{V}$, $I_O = -10\text{mA}$
Output Voltage	DDA124EH DDA144EH DDA143EH DDA114YH DDA123JH DDA114EH	—	-0.1	-0.3	V	$I_O/I_I = -10\text{mA} / -0.5\text{mA}$ $I_O/I_I = -10\text{mA} / -0.5\text{mA}$ $I_O/I_I = -10\text{mA} / -0.5\text{mA}$ $I_O/I_I = -5\text{mA} / -0.25\text{mA}$ $I_O/I_I = -5\text{mA} / -0.25\text{mA}$ $I_O/I_I = -10\text{mA} / -0.5\text{mA}$
Input Current	DDA124EH DDA144EH DDA143EH DDA114YH DDA123JH DDA114EH	—	—	-0.36 -0.18 -1.8 -0.88 -3.6 -0.88	mA	$V_I = -5\text{V}$
Output Current	$I_{O(off)}$	—	—	-0.5	μA	$V_{CC} = -50\text{V}$, $V_I = -0\text{V}$
DC Current Gain	DDA124EH DDA144EH DDA143EH DDA114YH DDA123JH DDA114EH	56 68 20 68 80 30	—	—	—	$V_O = -5\text{V}$, $I_O = -5\text{mA}$ $V_O = -5\text{V}$, $I_O = -5\text{mA}$ $V_O = -5\text{V}$, $I_O = -10\text{mA}$ $V_O = -5\text{V}$, $I_O = -10\text{mA}$ $V_O = -5\text{V}$, $I_O = -10\text{mA}$ $V_O = -5\text{V}$, $I_O = -5\text{mA}$
Gain-Bandwidth Product*	f_T	—	250	—	MHz	$V_{CE} = -10\text{V}$, $I_E = -5\text{mA}$, $f = 100\text{MHz}$

* Transistor - For Reference Only

Typical Curves - DDA143EH

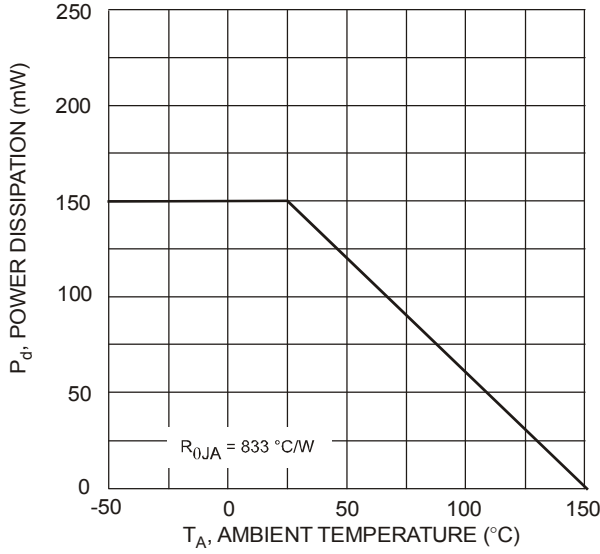


Fig. 1 Derating Curve



Fig. 2 $V_{CE(SAT)}$ vs. I_C

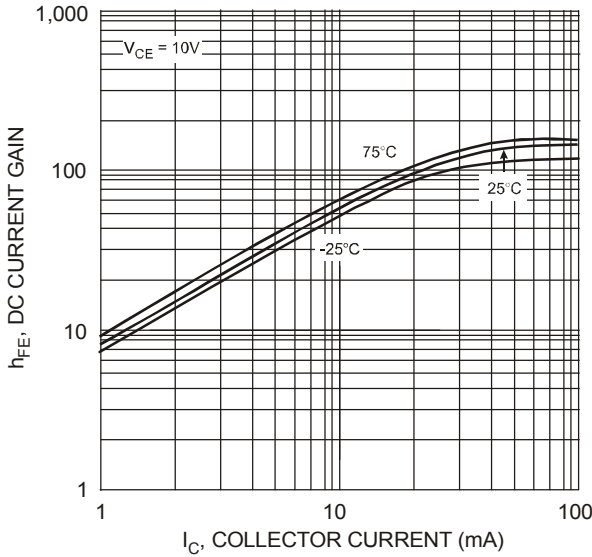


Fig. 3 DC Current Gain

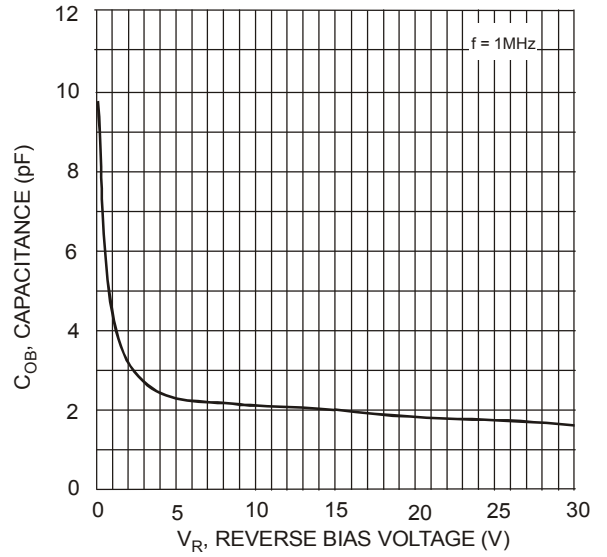


Fig. 4 Output Capacitance

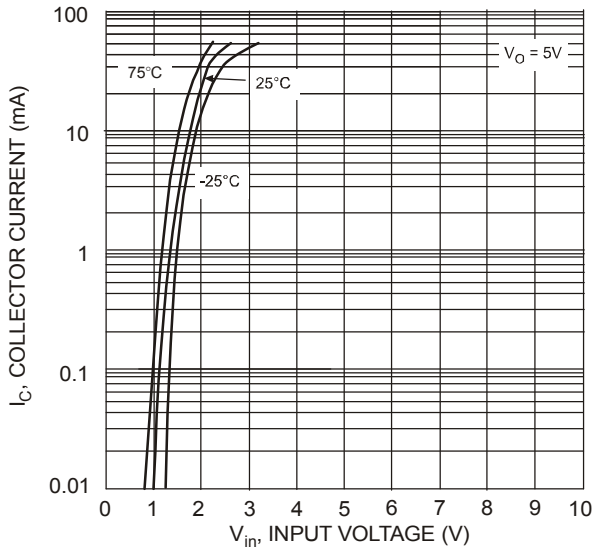


Fig. 5 Collector Current vs. Input Voltage

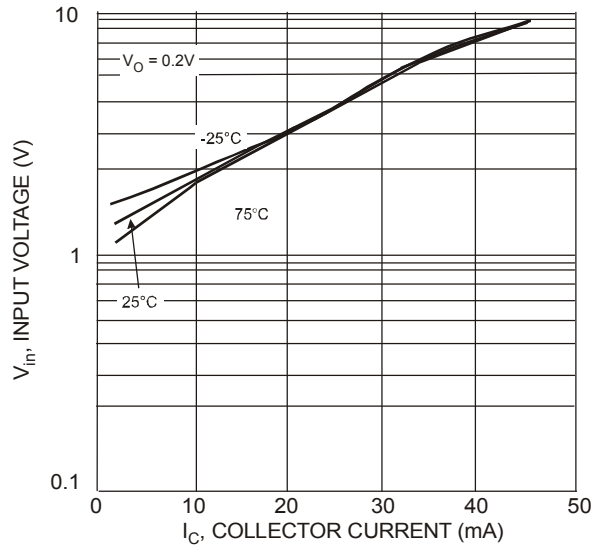


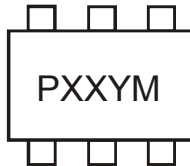
Fig. 6 Input Voltage vs. Collector Current

Ordering Information (Note 6)

Device	Packaging	Shipping
DDA124EH-7	SOT-563	3000/Tape & Reel
DDA144EH-7	SOT-563	3000/Tape & Reel
DDA143EH-7	SOT-563	3000/Tape & Reel
DDA114YH-7	SOT-563	3000/Tape & Reel
DDA123JH-7	SOT-563	3000/Tape & Reel
DDA114EH-7	SOT-563	3000/Tape & Reel
DDA143TH-7	SOT-563	3000/Tape & Reel
DDA114TH-7	SOT-563	3000/Tape & Reel

Notes: 6. For packaging details, go to our website at <http://www.diodes.com/datasheets/ap02007.pdf>.

Marking Information



PXX = Product Type Marking Code (See Page 1)
 YM = Date Code Marking
 Y = Year ex: T = 2006
 M = Month ex: 9 = September

Date Code Key

Year	2003	2004	2005	2006	2007	2008	2009	2010	2011	2012
Code	P	R	S	T	U	V	W	X	Y	Z

Month	Jan	Feb	Mar	Apr	May	Jun	Jul	Aug	Sep	Oct	Nov	Dec
Code	1	2	3	4	5	6	7	8	9	O	N	D

IMPORTANT NOTICE

Diodes Incorporated and its subsidiaries reserve the right to make modifications, enhancements, improvements, corrections or other changes without further notice to any product herein. Diodes Incorporated does not assume any liability arising out of the application or use of any product described herein; neither does it convey any license under its patent rights, nor the rights of others. The user of products in such applications shall assume all risks of such use and will agree to hold Diodes Incorporated and all the companies whose products are represented on our website, harmless against all damages.

LIFE SUPPORT

Diodes Incorporated products are not authorized for use as critical components in life support devices or systems without the expressed written approval of the President of Diodes Incorporated.

Компания «Life Electronics» занимается поставками электронных компонентов импортного и отечественного производства от производителей и со складов крупных дистрибьюторов Европы, Америки и Азии.

С конца 2013 года компания активно расширяет линейку поставок компонентов по направлению коаксиальный кабель, кварцевые генераторы и конденсаторы (керамические, пленочные, электролитические), за счёт заключения дистрибьюторских договоров

Мы предлагаем:

- Конкурентоспособные цены и скидки постоянным клиентам.
- Специальные условия для постоянных клиентов.
- Подбор аналогов.
- Поставку компонентов в любых объемах, удовлетворяющих вашим потребностям.
- Приемлемые сроки поставки, возможна ускоренная поставка.
- Доставку товара в любую точку России и стран СНГ.
- Комплексную поставку.
- Работу по проектам и поставку образцов.
- Формирование склада под заказчика.
- Сертификаты соответствия на поставляемую продукцию (по желанию клиента).
- Тестирование поставляемой продукции.
- Поставку компонентов, требующих военную и космическую приемку.
- Входной контроль качества.
- Наличие сертификата ISO.

В составе нашей компании организован Конструкторский отдел, призванный помогать разработчикам, и инженерам.

Конструкторский отдел помогает осуществить:

- Регистрацию проекта у производителя компонентов.
- Техническую поддержку проекта.
- Защиту от снятия компонента с производства.
- Оценку стоимости проекта по компонентам.
- Изготовление тестовой платы монтаж и пусконаладочные работы.



Тел: +7 (812) 336 43 04 (многоканальный)

Email: org@lifeelectronics.ru