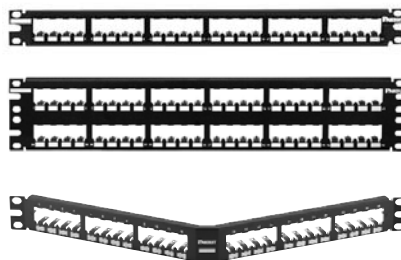


Mini-Com® All Metal Shielded Modular Patch Panels

specifications

All metal modular patch panels shall be made of stainless steel and mount to standard racks and cabinets. All metal patch panels shall accept all Mini-Com® Shielded Jack Modules for shielded installations. Patch panel write-on areas and optional adhesive labels shall identify each port and panel. Angled all metal modular patch panels shall be available in standard density 24 and 48 ports and high density 72 ports. Flat all metal modular patch panels shall be available in standard density 16, 24 and 48 ports and high density 72 ports. Flat design in 16, 24 and 48 ports shall also be available with built-in strain relief bar with unique features to support individual cables.



technical information

Mounting option:	Mounts to standard EIA 19" rack, or 23" rack when used with extender brackets (PEB1 or PEB2) or cabinet
Packaging:	Includes mounting screws (#12-24 and M6) and CPT tool for easy removal of Mini-Com® Modules
Material:	Stainless steel

key features and benefits

Modular	Mini-Com® Shielded Jack Modules snap in and out of all Mini-Com® All Metal Shielded Modular Patch Panels for easy moves, adds, and changes
High-density	72-port version provides 36 ports per rack space for greater density
Identification	Dedicated areas allow for port and panel identification with optional adhesive labels
Built-in strain relief bar	Secures individual cables and provides proper cable support (CP16WSBLY, CP24WSBLY and CP48WSBLY)
Patented angled design	Allows cable to flow to each side of the rack and minimizes the need for horizontal cable managers; increase risk and closet density
Strain relief bars (optional)	Different styles available to help manage and route rear cables
Angled filler panels (optional)	Reserves space for future use and promotes proper airflow and cooling

applications

Mini-Com® All Metal Shielded Modular Patch Panels and Mini-Com® Shielded Jack Modules are ideal for use in shielded cabling installations. Angled patch panels minimize the use of horizontal cable managers by allowing the cables to flow directly into vertical cable managers, thus increasing rack density. Selected flat patch panels include a built-in strain relief bar that offers integrated cable tie slots and a 1.46" surface to manage and support individual cables.

Mini-Com® Shielded Jack Modules bond to the panel when snapped into a Mini-Com® All Metal Shielded Modular Patch Panel. When installing the patch panel on the rack, the use of patent-pending thread-forming bonding screws bond the shielded panel to the rack. The combination of all-metal patch panels, shielded jack modules and accessories provide a properly grounded system.

Mini-Com® Angled All Metal Shielded Modular Patch Panels

24-port, 1 RU:	CPA24BLY
48-port, 2 RU:	CPA48BLY
72-port, 2 RU:	CPA72BLY

Mini-Com® Flat All Metal Shielded Modular Patch Panels

16-port, 1 RU:	CP16BLY
24-port, 1 RU:	CP24BLY
48-port, 2 RU:	CP48BLY
72-port, 2 RU:	CP72BLY

Mini-Com® Flat All Metal Shielded Modular Patch Panels with Strain Relief Bar

16-port, 1 RU:	CP16WSBLY
24-port, 1 RU:	CP24WSBLY
48-port, 2 RU:	CP48WSBLY

Mini-Com® Shielded Jack Modules

Category 6A:	CJS6X88TGY
Category 6:	CJS688TGY
Category 5e:	CJS5E88TGY

Angled Filler Panels and Covers

1 RU:	CPAF1BLY
2 RU:	CPAF2BLY
Transitional cover:	CPATCBL

Strain Relief Bars and Accessories

Strain relief bar with clips:	SRBWCY
Strain relief bar (straight):	SRBS19BL-XY
Strain relief bar (U-shaped):	SRB19BLY
High-density strain relief bar manager:	SRBM19BLY
Strain relief bar brackets:	SRBBRKT

Bonding Screws

#12-24 English:	RGTBS-C
M6 Metric:	RGTBSM6-C

Thread-Forming Kits

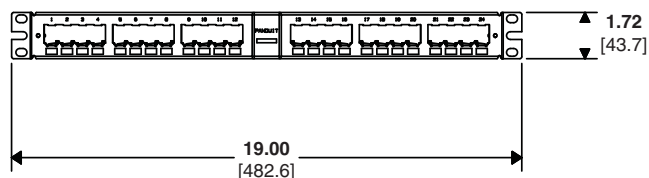
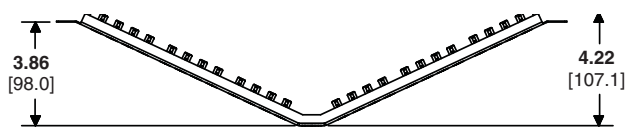
#12-24 English:	RGTBSG
M6 metric:	RGTBSM6G
#10-32 English:	RGTBS1032G
M5 metric:	RGTBSM5G

Label Options

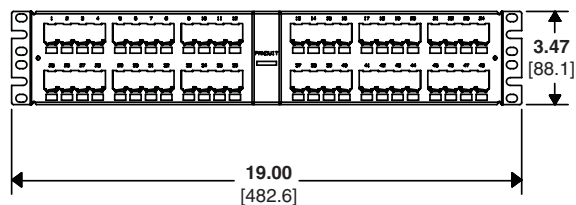
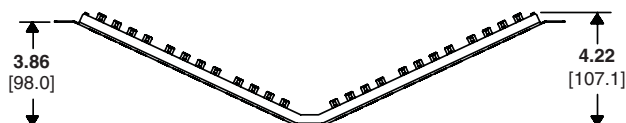
Laser/ink jet:	C252X030FJJ
TDP43MY:	C252X030YPT
Panther LS8E:	C252X030FJC
Cougar LS9:	T031X000FJC-BK

Mini-Com® All Metal Shielded Modular Patch Panels

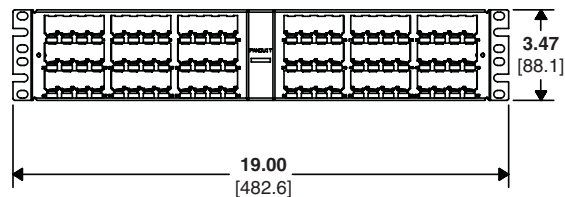
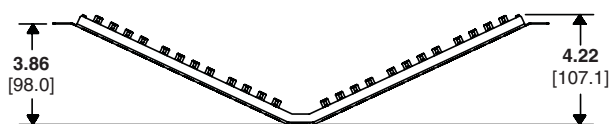
CPA24BLY



CPA48BLY



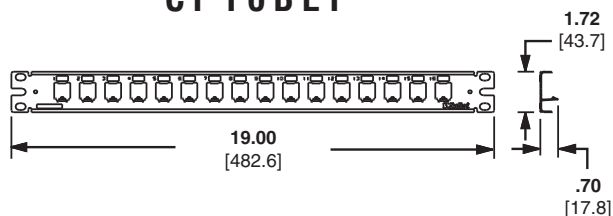
CPA72BLY



Dimensions are in inches [Dimensions in brackets are metric]

Mini-Com® All Metal Shielded Modular Patch Panels

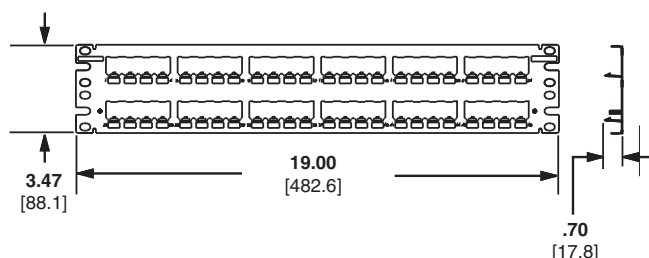
CP16BLY



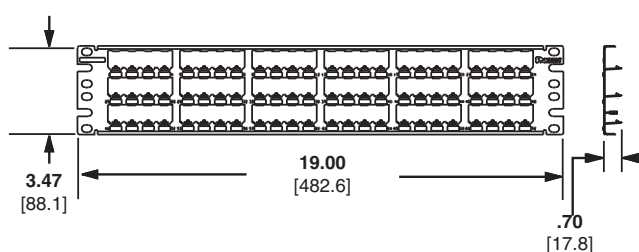
CP24BLY



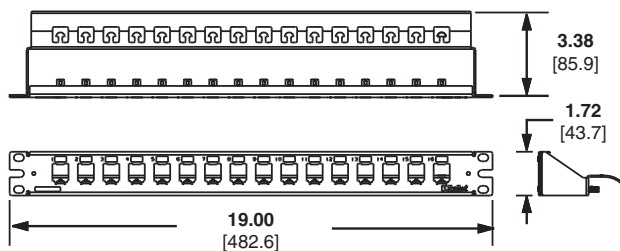
CP48BLY



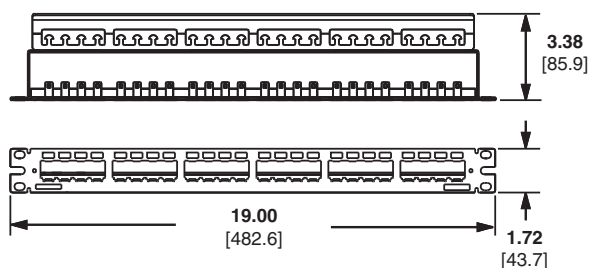
CP72BLY



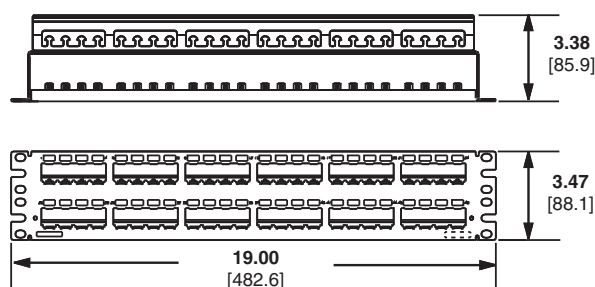
CP16WSBLY



CP24WSBLY



CP48WSBLY



Dimensions are in inches [Dimensions in brackets are metric]

WORLDWIDE SUBSIDIARIES AND SALES OFFICES

PANDUIT CANADA
Markham, Ontario
cs-cdn@panduit.com
Phone: 800.777.3300

PANDUIT EUROPE LTD.
London, UK
cs-emea@panduit.com
Phone: 44.20.8601.7200

PANDUIT SINGAPORE PTE. LTD.
Republic of Singapore
cs-ap@panduit.com
Phone: 65.6305.7575

PANDUIT JAPAN
Tokyo, Japan
cs-japan@panduit.com
Phone: 81.3.3767.7011

PANDUIT LATIN AMERICA
Guadalajara, Mexico
cs-la@panduit.com
Phone: 52.33.3777.6000

PANDUIT AUSTRALIA PTY. LTD.
Victoria, Australia
cs-aus@panduit.com
Phone: 61.3.9794.9020

For a copy of Panduit product warranties, log on to www.panduit.com/warranty

For more information

Visit us at www.panduit.com

Contact Customer Service by email: cs@panduit.com
or by phone: 800-777-3300 and reference COSP56

©2012 Panduit Corp.
ALL RIGHTS RESERVED.

WW-COSP56

1/2012

Компания «Life Electronics» занимается поставками электронных компонентов импортного и отечественного производства от производителей и со складов крупных дистрибьюторов Европы, Америки и Азии.

С конца 2013 года компания активно расширяет линейку поставок компонентов по направлению коаксиальный кабель, кварцевые генераторы и конденсаторы (керамические, пленочные, электролитические), за счёт заключения дистрибьюторских договоров

Мы предлагаем:

- Конкурентоспособные цены и скидки постоянным клиентам.
- Специальные условия для постоянных клиентов.
- Подбор аналогов.
- Поставку компонентов в любых объемах, удовлетворяющих вашим потребностям.
- Приемлемые сроки поставки, возможна ускоренная поставка.
- Доставку товара в любую точку России и стран СНГ.
- Комплексную поставку.
- Работу по проектам и поставку образцов.
- Формирование склада под заказчика.
- Сертификаты соответствия на поставляемую продукцию (по желанию клиента).
- Тестирование поставляемой продукции.
- Поставку компонентов, требующих военную и космическую приемку.
- Входной контроль качества.
- Наличие сертификата ISO.

В составе нашей компании организован Конструкторский отдел, призванный помогать разработчикам, и инженерам.

Конструкторский отдел помогает осуществить:

- Регистрацию проекта у производителя компонентов.
- Техническую поддержку проекта.
- Защиту от снятия компонента с производства.
- Оценку стоимости проекта по компонентам.
- Изготовление тестовой платы монтаж и пусконаладочные работы.



Тел: +7 (812) 336 43 04 (многоканальный)
Email: org@lifeelectronics.ru