

*ROHS COMPLIANT



BOURNS®

Features

- Essentially infinite resolution
- Excellent rotational life
- High quality, rugged construction
- General purpose applications
- Non-standard features available
- Cost and space saving

6539/6639 - Precision Potentiometer

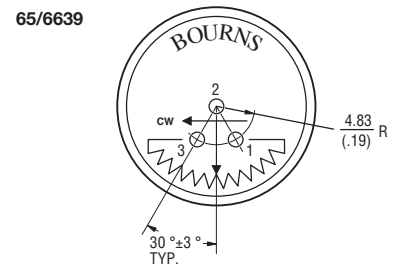
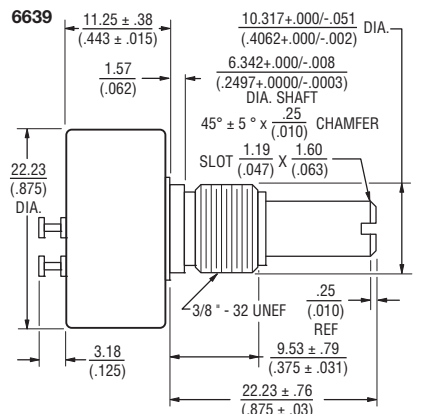
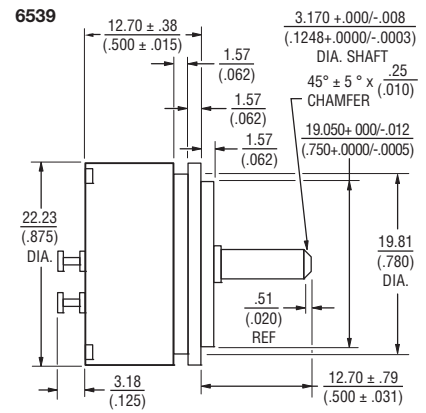
Electrical Characteristics ¹	6539 Servo Mount	6639 Bushing Mount
Standard Resistance Range.....	1 K to 100 K ohms.....	1 K to 100 K ohms
Total Resistance Tolerance.....	±15 %.....	±15 %
Independent Linearity.....	±2.0 %.....	±2.0 %
Effective Electrical Angle.....	340 ° +3 °.....	340 ° +3 °
End Voltage.....	0.5 % maximum.....	0.5 % maximum
Output Smoothness.....	0.1 %.....	0.1 %
Dielectric Withstanding Voltage (MIL-STD-202, Method 301)		
Sea Level.....	750 VAC minimum.....	750 VAC minimum
Power Rating (Voltage Limited By Power Dissipation or 300 VAC, Whichever is Less)		
+70 °C.....	1.0 watt.....	1.0 watt
+125 °C.....	0 watt.....	0 watt
Insulation Resistance (500 VDC).....	500 megohms minimum.....	500 megohms minimum
Resolution.....	Essentially infinite.....	Essentially infinite

Environmental Characteristics ¹	6539 Servo Mount	6639 Bushing Mount
Operating Temperature Range.....	+1 °C to +125 °C.....	-40 °C to +125 °C
Storage Temperature Range.....	-65 °C to +125 °C.....	-65 °C to +125 °C
Temperature Coefficient		
Over Storage Temperature Range.....	±500 ppm/°C maximum.....	±500 ppm/°C maximum
Vibration.....	15 G.....	15 G
Wiper Bounce.....	0.1 millisecond maximum.....	0.1 millisecond maximum
Total Resistance Shift.....	±10 %.....	±10 %
Voltage Ratio Shift.....	±0.5 %.....	±0.5 %
Shock.....	50 G.....	50 G
Wiper Bounce.....	0.1 millisecond maximum.....	0.1 millisecond maximum
Total Resistance Shift.....	±5 %.....	±5 %
Voltage Ratio Shift.....	±0.5 %.....	±0.5 %
Load Life.....	1,000 hours, 1 watt.....	1,000 hours, 1 watt
Total Resistance Shift.....	±10 %.....	±10 %
Rotational Life (No Load).....	10,000,000 shaft revolutions.....	10,000,000 shaft revolutions
Total Resistance Shift.....	±10 % maximum.....	±10 % maximum
Moisture Resistance (MIL-STD-202, Method 106)		
Total Resistance Shift.....	±15 %.....	±15 %
IP Rating.....	IP 40.....	IP 40

Mechanical Characteristics ¹	6539 Servo Mount	6639 Bushing Mount
Mechanical Angle.....	Continuous, Stops (340 ° +8 °, -0 °) available	
Stop Strength (applies to -301 with mechanical stops only).....	22.6 N-cm (2 lb.-in.)	
Torque (Starting & Running) ²	0.40 N-cm (0.5 oz.-in.) max.	
Mounting.....	170-200 N-cm (15-18 lb.-in.) maximum	
Shaft Runout.....	0.13 mm (0.005 in.) T.I.R.	
Lateral Runout.....	0.08 mm (0.003 in.) T.I.R.	
Shaft End Play.....	0.13 mm (0.005 in.) T.I.R.	
Shaft Radial Play.....	0.13 mm (0.005 in.) T.I.R.	
Pilot Diameter Runout.....	0.06 mm (0.0025 in.) T.I.R.	
Backlash.....	0.1 ° maximum	
Weight.....	18 gm (6539 Servo Mount), 24 gm (6639 Bushing Mount)	
Terminals.....	Rear Turret Type	
Soldering Condition		
Manual Soldering.....	96.5Sn/3.0Ag/0.5Cu solid wire or no-clean rosin cored wire 370 °C (700 °F) max. for 3 seconds	
Wave Soldering.....	96.5Sn/3.0Ag/0.5Cu solder with no-clean flux 260 °C (500 °F) max. for 5 seconds	
Wash processes.....	Not recommended	
Marking.....	Manufacturer's name and part number, resistance value and tolerance, linearity tolerance, wiring diagram, and date code.	
Ganging (Multiple Section Pots).....	1 cup maximum	
Hardware (6639 only).....	One lockwasher (H-37-2) and one mounting nut (H-38-2) is shipped with potentiometer.	

¹At room ambient: +25 °C nominal and 50 % relative humidity nominal, except as noted.
²2.82 N-cm (4.0 oz.-in.) max. at -40 °C.

Product Dimensions



TOLERANCES: EXCEPT WHERE NOTED
 DECIMALS: .XX ± .51 (.020) .XXX ± .13 (.005)
 FRACTIONS: ±1/64
 DIMENSIONS: MM (IN.)



*RoHS Directive 2002/95/EC Jan. 27, 2003 including annex and RoHS Recast 2011/65/EU June 8, 2011.

Specifications are subject to change without notice.

The device characteristics and parameters in this data sheet can and do vary in different applications and actual device performance may vary over time.

Users should verify actual device performance in their specific applications.

6539/6639 - Precision Potentiometer

BOURNS®

Recommended Part Numbers

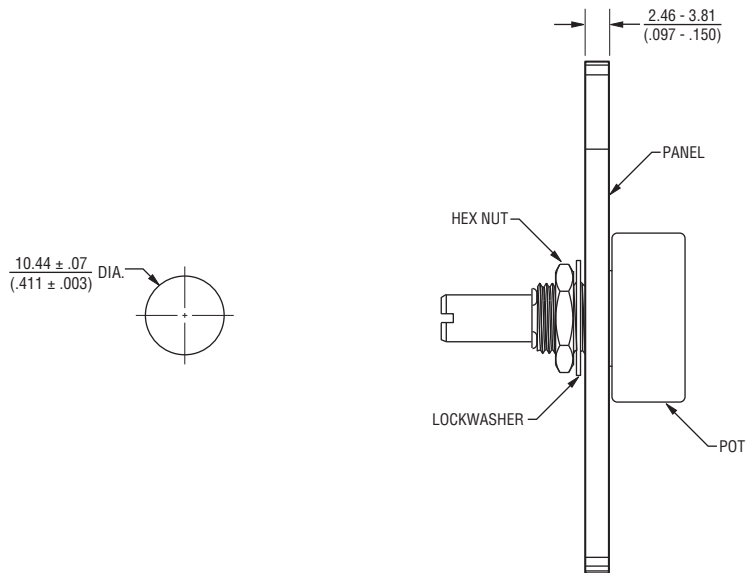
Part Number	Resistance (Ω)
6539S-1-102	1,000
6539S-1-502	5,000
6539S-1-103	10,000

Part Numbers		Resistance (Ω)
Continuous Turn	Mechanical Stops	
6639S-1-102	6639S-301-102	1,000
6639S-1-202		2,000
6639S-1-502	6639S-301-502	5,000
6639S-1-103	6639S-301-103	10,000
6639S-1-203		20,000

BOLDFACE LISTINGS ARE IN STOCK AND READILY AVAILABLE THROUGH DISTRIBUTION. FOR OTHER OPTIONS CONSULT FACTORY.

Panel Thickness Dimensions

(For Bushing Mount Only)



Panel thickness and hole diameters are recommended for best fit. However, customers may adjust the dimensions to suit their specific application.

DIMENSIONS: $\frac{\text{MM}}{\text{(INCHES)}}$ TOLERANCES: $\pm \frac{0.127}{(.005)}$

REV. 02/15

Specifications are subject to change without notice. The device characteristics and parameters in this data sheet can and do vary in different applications and actual device performance may vary over time. Users should verify actual device performance in their specific applications.

Компания «Life Electronics» занимается поставками электронных компонентов импортного и отечественного производства от производителей и со складов крупных дистрибьюторов Европы, Америки и Азии.

С конца 2013 года компания активно расширяет линейку поставок компонентов по направлению коаксиальный кабель, кварцевые генераторы и конденсаторы (керамические, пленочные, электролитические), за счёт заключения дистрибьюторских договоров

Мы предлагаем:

- Конкуренспособные цены и скидки постоянным клиентам.
- Специальные условия для постоянных клиентов.
- Подбор аналогов.
- Поставку компонентов в любых объемах, удовлетворяющих вашим потребностям.
- Приемлемые сроки поставки, возможна ускоренная поставка.
- Доставку товара в любую точку России и стран СНГ.
- Комплексную поставку.
- Работу по проектам и поставку образцов.
- Формирование склада под заказчика.
- Сертификаты соответствия на поставляемую продукцию (по желанию клиента).
- Тестирование поставляемой продукции.
- Поставку компонентов, требующих военную и космическую приемку.
- Входной контроль качества.
- Наличие сертификата ISO.

В составе нашей компании организован Конструкторский отдел, призванный помогать разработчикам, и инженерам.

Конструкторский отдел помогает осуществить:

- Регистрацию проекта у производителя компонентов.
- Техническую поддержку проекта.
- Защиту от снятия компонента с производства.
- Оценку стоимости проекта по компонентам.
- Изготовление тестовой платы монтаж и пусконаладочные работы.



Тел: +7 (812) 336 43 04 (многоканальный)

Email: org@lifeelectronics.ru