

*RoHS COMPLIANT



BOURNS®

Features

- Wirewound and Hybritron® elements
- High rotational life
- Optional 0.20 % linearity
- Optional A/R lug
- RoHS compliant*
- Suitable for use under side load
- Designed for HMI and MMI applications
- Dual gang option
- Servo mount option

3547 - 3-Turn Precision Potentiometer

| Electrical Characteristics ¹ | Wirewound Element | Hybritron® Element |
|---|---|-----------------------|
| Standard Resistance Range..... | 1K to 50K ohms..... | 1K to 10K ohms |
| Total Resistance Tolerance..... | ±3 %..... | ±10 % |
| Independent Linearity..... | ±0.25 %..... | ±0.25 % |
| Independent Linearity (Maximum Practical)..... | ±0.20 %..... | ±0.20 % |
| Effective Electrical Angle..... | 1080 ° +10 °, -0 °..... | 1080 ° +10 °, -0 ° |
| Absolute Minimum Resistance/End Voltage..... | 1 ohm or 0.1 % maximum..... (whichever is greater) | 0.7 % maximum |
| Noise/Output Smoothness..... | 100 ohms maximum..... | 0.15 % maximum |
| Max. Wiper Current @ 5K ohms..... | 20 mA..... | 10 mA |
| Dielectric Withstanding Voltage (MIL-STD-202, Method 301) | | |
| Sea Level..... | 1,000 VAC minimum..... | 1,000 VAC minimum |
| Insulation Resistance (500 VDC)..... | 1,000 megohms minimum..... | 1,000 megohms minimum |
| Resolution..... | See How to Order chart..... | Essentially infinite |
| Power Rating (Voltage Limited By Power Dissipation) | | |
| +70 °C..... | 1 watts..... | 1 watts |
| +125 °C..... | 0 watt..... | 0 watt |

| Environmental Characteristics ¹ | Wirewound Element | Hybritron® Element |
|---|--------------------------------|-----------------------------|
| Operating Temperature Range | | |
| Dynamic..... | -40 °C to +125 °C..... | -40 °C to +125 °C |
| Static..... | -55 °C to +125 °C..... | -55 °C to +125 °C |
| Temperature Coefficient (Over Static Temperature Range)..... | ±50 ppm/°C..... | ±100 ppm/°C |
| Temperature Cycling (5 Cycles Over Static Temperature Range)..... | ±2 % TR shift max..... | ±4 % TR shift max. |
| Vibration (15 Gs, 10 Hz to 2 kHz) | | |
| Wiper Bounce..... | 0.1 ms max..... | 0.1 ms max. |
| Shock (100 Gs, 6 ms sawtooth) | | |
| Wiper Bounce..... | 0.1 ms max..... | 0.1 ms max. |
| Load Life (1,000 hours @ 70 °C)..... | ±2 % TR shift max..... | ±5 % TR shift max. |
| Rotational Life | | |
| No Load..... | 750,000 shaft revolutions..... | 1,500,000 shaft revolutions |
| Powered (MIL-PRF-12934)..... | 600,000 shaft revolutions..... | 1,200,000 shaft revolutions |
| Moisture Resistance (Mil-Std-202, Method 103)..... | ±2 % TR shift max..... | ±5 % TR shift max. |
| IP Rating..... | IP 50..... | IP 50 |

| Mechanical Characteristics ¹ | Wirewound Element | Hybritron® Element |
|--|--|--------------------|
| Mechanical Angle..... | 1080 ° +10 °, -0 ° | |
| Backlash..... | 1.0 ° max. | |
| Stop Strength..... | 53 N-cm (75 oz-in.) min. | |
| Torque | | |
| Starting..... | 0.5 N-cm (0.7 oz-in.) max. | |
| Running..... | 0.5 N-cm (0.7 oz-in.) max. | |
| Clutch..... | 1.0 to 4.2 N-cm (1.5 to 6.0 oz-in.) | |
| Mounting..... | 170-200 N-cm (15-18 in.-lb.) max. | |
| Shaft Runout T.I.R..... | 0.08 mm (0.003 in.) | |
| Lateral Runout T.I.R..... | 0.13 mm (0.005 in.) | |
| Shaft End Play T.I.R..... | 0.15 mm (0.006 in.) | |
| Shaft Radial Play T.I.R..... | 0.08 mm (0.003 in.) | |
| Pilot Diameter Runout T.I.R..... | 0.08 mm (0.003 in.) | |
| Weight | | |
| Single..... | 18 gm (0.63 oz.) typ. | |
| Dual..... | 34 gm. (1.2 oz.) typ. | |
| Shaft Side Load (Max. Allowable) | | |
| Nickel Plated Brass Shaft w/Brass Bushing..... | 50 gmf (1.7 ozf) | |
| Stainless Steel Shaft w/Bronze Bushing..... | 250 gmf (8.8 ozf) | |
| Terminals..... | Gold-plated solder lugs | |
| Soldering Condition | | |
| Manual Soldering..... | 96.5Sn/3.0Ag/0.5Cu solid wire or no-clean rosin cored wire, 370 °C (700 °F) max. for 3 seconds | |
| Wave Soldering..... | 96.5Sn/3.0Ag/0.5Cu solder with no-clean flux, 260 °C (500 °F) max. for 5 seconds | |
| Wash processes..... | Not recommended | |
| Mounting Hardware..... | One lockwasher and one mounting nut is shipped with each potentiometer | |
| Recommended Panel Thickness (Bushing Mount)..... | 2.46-3.81 mm (0.097-0.150 in.) | |
| Marking..... | Manufacturer's symbol, model number, product code and date code | |
| Standard Packaging..... | Plastic trays (5 pcs./tray) | |

¹At room ambient: +25 °C nominal and 50 % relative humidity nominal, except as noted. For other options, please consult factory.

*RoHS Directive 2002/95/EC Jan 27, 2003 including Annex. Specifications are subject to change without notice. Customers should verify actual device performance in their specific applications.

3547 - 3-Turn Precision Potentiometer

BOURNS®

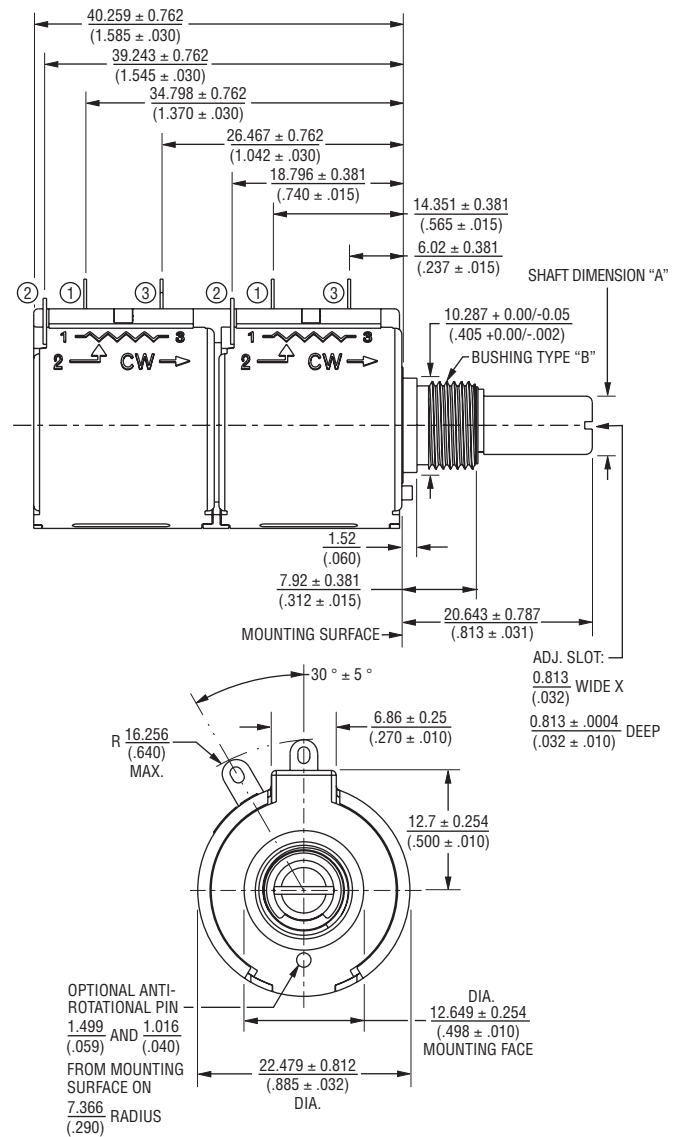
Product Dimensions

Single Gang, Bushing Mount

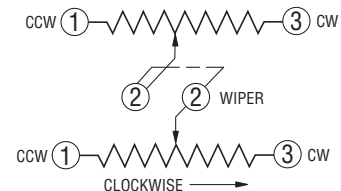


TOLERANCES: EXCEPT WHERE NOTED
 DECIMALS: .XX ± (.02) .XXX ± (.005) .XXXX ± (.0005)
 DIMENSIONS: $\frac{\text{MM}}{(\text{IN})}$

Dual Gang, Bushing Mount



| Bushing Selection Code | Shaft Dimension "A" | Shaft Material | Bushing Type "B" | Bushing Material |
|------------------------|--|---------------------|-----------------------|------------------|
| A | $\frac{6.34 +0/-0.022}{(0.2497 +0/-0.0009)}$ | Nickel Plated Brass | 3/8" 32-UNEF- 2A THD. | Brass |
| B | $\frac{6.00 +0/-0.022}{(0.2362 +0/-0.0009)}$ | Nickel Plated Brass | M9 X 0.75-8g | Brass |
| C | $\frac{6.34 +0/-0.007}{(0.2497 +0/-0.0003)}$ | Stainless Steel | 3/8" 32-UNEF- 2A THD. | Bronze |
| D | $\frac{6.00 +0/-0.007}{(0.2362 +0/-0.0003)}$ | Stainless Steel | M9 X 0.75-8g | Bronze |
| G | $\frac{6.34 +0/-0.007}{(0.2497 +0/-0.0003)}$ | Stainless Steel | 3/8" 32-UNEF- 2A THD. | Bronze |
| H | $\frac{6.00 +0/-0.007}{(0.2362 +0/-0.0003)}$ | Stainless Steel | M9 X 0.75-8g | Bronze |



Specifications are subject to change without notice. Customers should verify actual device performance in their specific applications.

3547 - 3-Turn Precision Potentiometer

BOURNS®

Product Dimensions

Single Gang, Servo Mount

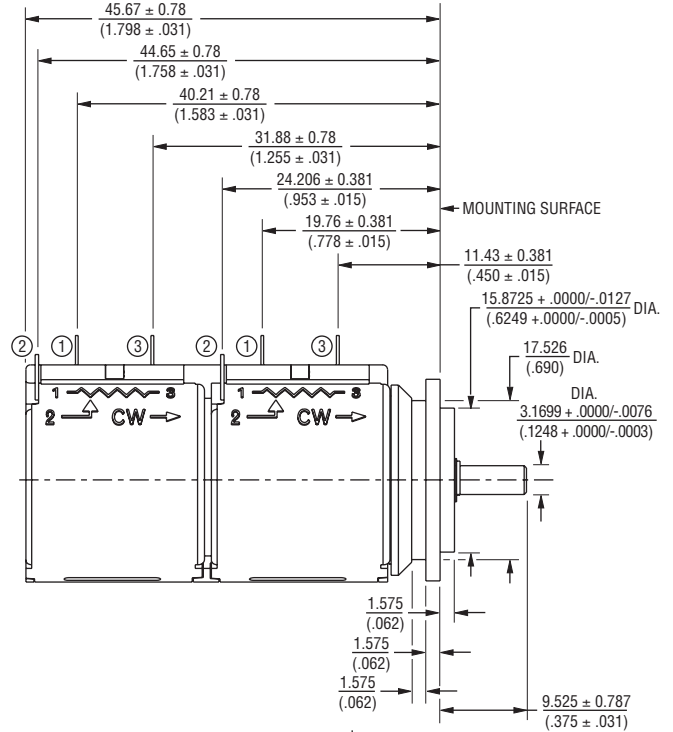


TOLERANCES: EXCEPT WHERE NOTED

DECIMALS: .XX ± (.50 / .02) .XXX ± (.127 / .005) .XXXX ± (.0127 / .0005)

DIMENSIONS: $\frac{MM}{(IN)}$

Dual Gang, Servo Mount



3547 - 3-Turn Precision Potentiometer

BOURNS®

Panel Thickness Dimensions

(For Bushing Mount Only)



Anti-rotation pin hole is shown at six o'clock position for reference only. The actual location is determined by the customer's application. Refer to the front view of the potentiometer to see the location of the optional A/R pin.

Panel thickness and hole diameters are recommended for best fit. However, customers may adjust the dimensions to suit their specific application.

DIMENSIONS: $\frac{\text{MM}}{\text{(INCHES)}}$ TOLERANCES: $\pm \frac{0.127}{(.005)}$

How To Order

3 5 4 7 S - 2 A A - 1 0 3 / 1 0 3 A

| MODEL DESIGNATOR | |
|------------------|-------------|
| Code | Description |
| 3547 | 3-Turn |

| ELEMENT TYPE | |
|--------------|-------------|
| Code | Description |
| H | Hybritron® |
| S | Wirewound |

| NO. OF SECTIONS | |
|-----------------|-------------|
| Code | Description |
| 1 | Single |
| 2 | Dual |

| ANTI-ROTATION LUG* | |
|--------------------|-------------|
| Code | Description |
| A | None |
| B | 180 ° |

* Anti-rotation lug is not available for servo mount versions.

| INDEPENDENT LINEARITY | |
|-----------------------|-------------|
| Code | Description |
| A | 0.25 % |
| B | 0.20 % |

| RESISTANCE** | | |
|----------------|--------------|------------|
| Code | Element Type | Resolution |
| 102 (1K ohms) | Hybritron® | — |
| 502 (5K ohms) | Hybritron® | — |
| 103 (10K ohms) | Hybritron® | — |
| 201 (200 ohms) | Wirewound | 0.069 |
| 501 (500 ohms) | Wirewound | 0.054 |
| 102 (1K ohms) | Wirewound | 0.043 |
| 202 (2K ohms) | Wirewound | 0.04 |
| 502 (5K ohms) | Wirewound | 0.038 |
| 103 (10K ohms) | Wirewound | 0.029 |
| 203 (20K ohms) | Wirewound | 0.023 |
| 503 (50K ohms) | Wirewound | 0.017 |

** For Single gang, use only first three digits. For Dual gang, use six digits separated by a "/".

| BUSHING MOUNT | | | | | | |
|---------------|-----------|------------|---------------------|--------------|------------------|-------------|
| Code | Shaft FMS | Shaft Dia. | Shaft Material | Bushing Dia. | Bushing Material | Slip Clutch |
| A | 13/16 " | 1/4 " | Nickel Plated Brass | 3/8 " | Brass | N/A |
| B | 20.6 mm | 6 mm | Nickel Plated Brass | 9 mm | Brass | N/A |
| C | 13/16 " | 1/4 " | Stainless Steel | 3/8 " | Bronze | N/A |
| D | 20.6 mm | 6 mm | Stainless Steel | 9 mm | Bronze | N/A |
| G | 13/16 " | 1/4 " | Stainless Steel | 3/8 " | Bronze | Yes*** |
| H | 20.6 mm | 6 mm | Stainless Steel | 9 mm | Bronze | Yes*** |
| SERVO MOUNT | | | | | | |
| Code | Shaft FMS | Shaft Dia. | Shaft Material | | | |
| E | 3/8 " | 1/8 " | Stainless Steel | | | |

*** Not available in dual gang version.

REV. 10/11

"Hybritron" is a registered trademark of Bourns, Inc. Specifications are subject to change without notice. Customers should verify actual device performance in their specific applications.

Компания «Life Electronics» занимается поставками электронных компонентов импортного и отечественного производства от производителей и со складов крупных дистрибьюторов Европы, Америки и Азии.

С конца 2013 года компания активно расширяет линейку поставок компонентов по направлению коаксиальный кабель, кварцевые генераторы и конденсаторы (керамические, пленочные, электролитические), за счёт заключения дистрибьюторских договоров

Мы предлагаем:

- Конкурентоспособные цены и скидки постоянным клиентам.
- Специальные условия для постоянных клиентов.
- Подбор аналогов.
- Поставку компонентов в любых объемах, удовлетворяющих вашим потребностям.
- Приемлемые сроки поставки, возможна ускоренная поставка.
- Доставку товара в любую точку России и стран СНГ.
- Комплексную поставку.
- Работу по проектам и поставку образцов.
- Формирование склада под заказчика.
- Сертификаты соответствия на поставляемую продукцию (по желанию клиента).
- Тестирование поставляемой продукции.
- Поставку компонентов, требующих военную и космическую приемку.
- Входной контроль качества.
- Наличие сертификата ISO.

В составе нашей компании организован Конструкторский отдел, призванный помогать разработчикам, и инженерам.

Конструкторский отдел помогает осуществить:

- Регистрацию проекта у производителя компонентов.
- Техническую поддержку проекта.
- Защиту от снятия компонента с производства.
- Оценку стоимости проекта по компонентам.
- Изготовление тестовой платы монтаж и пусконаладочные работы.



Тел: +7 (812) 336 43 04 (многоканальный)

Email: org@lifeelectronics.ru