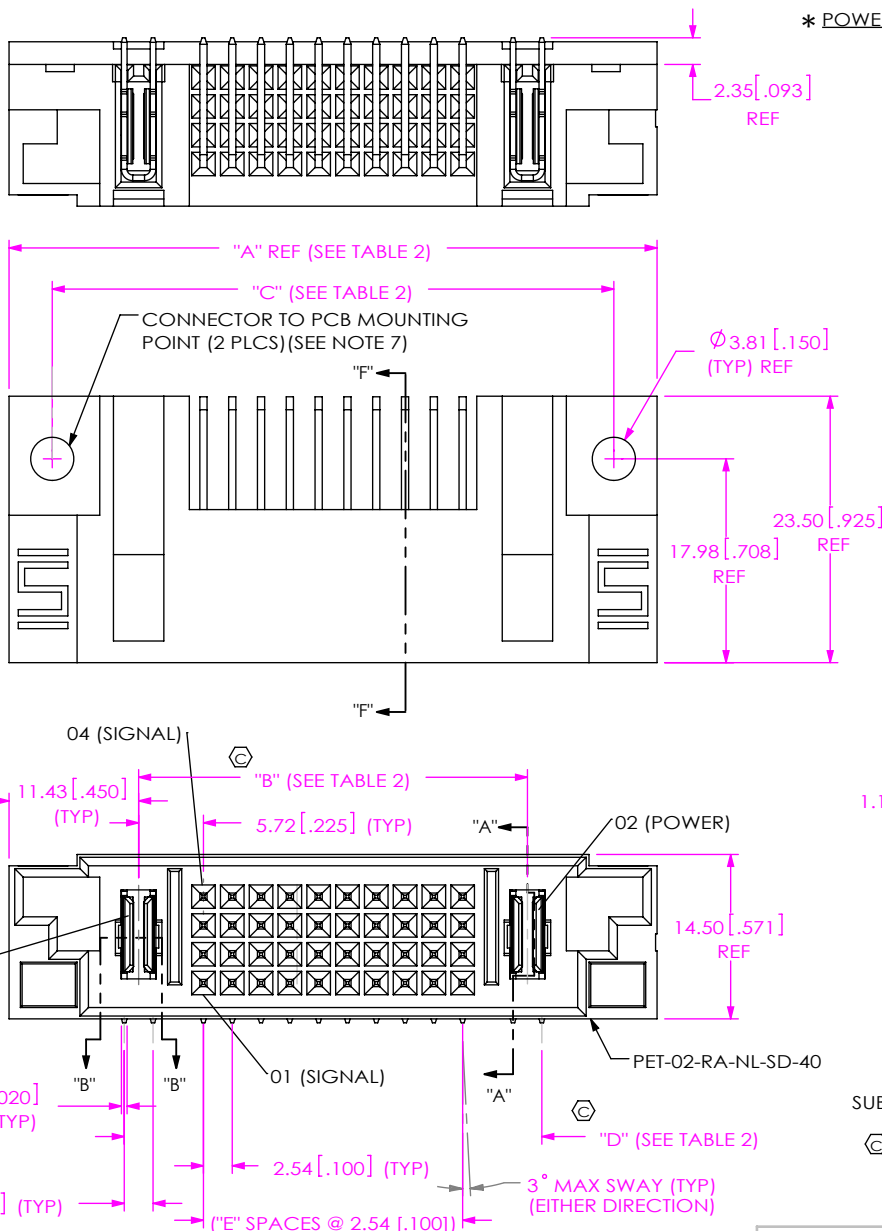


DO NOT
SCALE FROM
THIS PRINT



* POWER POSITIONS (PER END)

-01, -02, -04

* SIGNAL POSITIONS

-12
-40

* POWER POSITIONS (PER END)

-01, -02, -04

LEAD STYLE

-01

OPTION

-L: LATCH EARS
(SEE FIG 5, SHT 3)

OPTION **

-SD: SCREW DOWN
(SEE FIG 1, SHT 1)
-LC: LOCKING CLIP
(USE LC-11-TM)
(SEE FIG 2, SHT 2)

RIGHT ANGLE

PLATING SPECIFICATION

-S: 30µ" SELECTIVE GOLD IN CONTACT
AREA, MATTE TIN ON TAIL
-T: MATTE TIN CONTACT AND TAIL
-L: 10µ" LIGHT SELECTIVE GOLD IN
CONTACT AREA, MATTE TIN ON TAIL

* - SEE TABLE 1 FOR AVAILABLE COMBINATIONS
** - BLANK ONLY FOR EXISTING CUSTOMERS

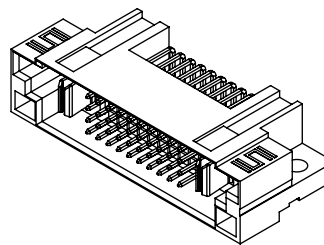
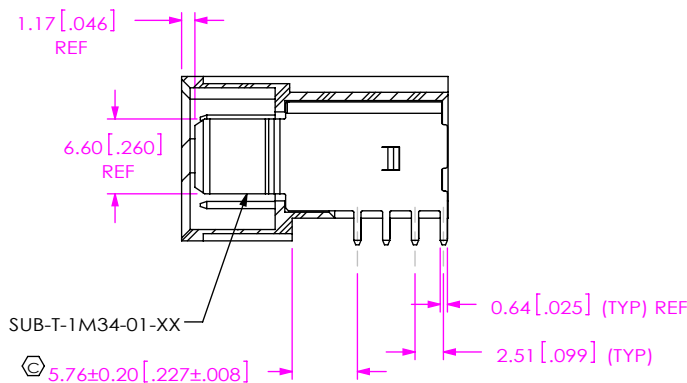


TABLE 1		
PART NUMBER	MAX	"E"
PETC-01-40-01-01-X-RA-XX	0.15 [.006]	9
PETC-02-40-02-01-X-RA-XX	0.15 [.006]	9
PETC-04-40-04-01-X-RA-XX	0.20 [.008]	9
PETC-01-12-01-01-X-RA-XX	0.15 [.006]	2
PETC-02-12-02-01-X-RA-XX	0.15 [.006]	2
PETC-04-12-04-01-X-RA-XX	0.15 [.006]	2



SECTION "A"-"A"

NOTES:

- ⊕ REPRESENTS A CRITICAL DIMENSION.
- MAXIMUM BURR ALLOWANCE: 0.13 [.005]
- MINIMUM PUSHOUT FORCE: 2.22N [.5 LB].
- PARTS TO BE PACKAGED IN TRAYS.
- PARTS PLACED IN TRAY WITH PIN #1 FACING THE RIGHT SIDE, DUE TO PIN NUMBERING ORDER.
- IF EMPTY SPACE EXISTS IN THE TRAY POCKETS, INSERT A PLUG TP-07 PLACED IN THE POCKET SO THAT THE FLAT EDGE LAYS FLAT IN THE BOTTOM OF THE POCKET AND THE PLUG IS AGAINST THE CONNECTOR.
- TORQUE TO BE 20 IN-OZ USING 6-32 UNC, 6-40 UNF OR M3 SCREW.

FIG 1
PETC-01-40-01-X-RA-SD SHOWN

UNLESS OTHERWISE SPECIFIED,
DIMENSIONS ARE IN MILLIMETERS.

TOLERANCES ARE:

DECIMALS

.X: ±0.3 [.01]

.XX: ±0.13 [.005]

.XXX: ±0.051 [.0020]

ANGLES

2°

PROPRIETARY NOTE

THIS DOCUMENT CONTAINS CONFIDENTIAL AND PROPRIETARY INFORMATION AND ALL DESIGN, MANUFACTURING, REPRODUCTION, USE, PATENT RIGHTS AND SALES RIGHTS ARE EXPRESSLY RESERVED BY SAMTEC, INC. THIS DOCUMENT SHALL NOT BE DISCLOSED, IN WHOLE OR PART, TO ANY UNAUTHORIZED PERSON OR ENTITY NOR REPRODUCED, TRANSFERRED OR INCORPORATED IN ANY OTHER PROJECT IN ANY MANNER WITHOUT THE EXPRESS WRITTEN CONSENT OF SAMTEC, INC.

MATERIAL: DO NOT SCALE DRAWING SHEET SCALE: 1:0.666667

INSULATOR: LCP, COLOR: BLACK
TERMINAL: COPPER ALLOY



520 PARK EAST BLVD, NEW ALBANY, IN 47150
PHONE: 812-944-6733 FAX: 812-948-5047
e-Mail: info@SAMTEC.com code 55322

DESCRIPTION:
RIGHT ANGLE POWER TERMINAL

DWG. NO.
PETC-XX-XX-XX-01-X-RA-XX-X

BY: CLAY W 1/12/2006 SHEET 1 OF 3

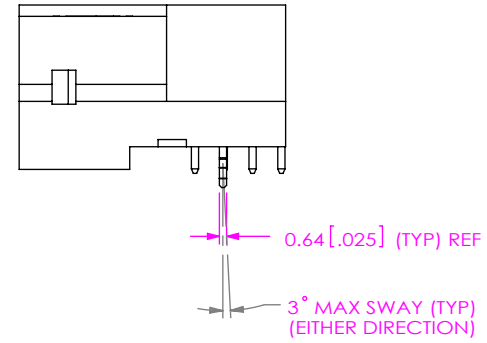
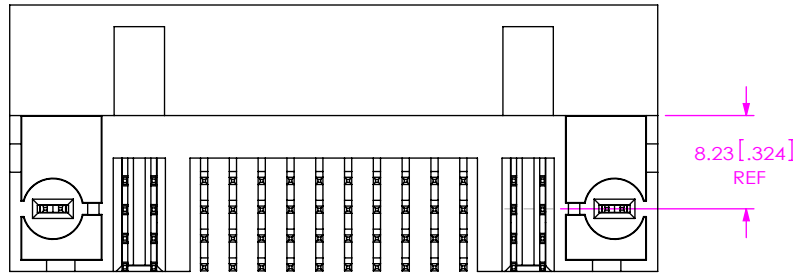
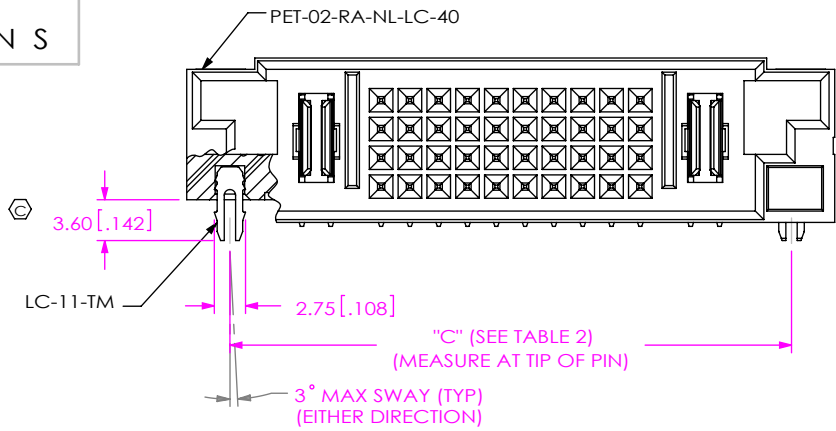


FIG 2
PETC-01-40-01-01-X-RA-LC SHOWN
(SAME AS FIG 1, UNLESS OTHERWISE STATED)

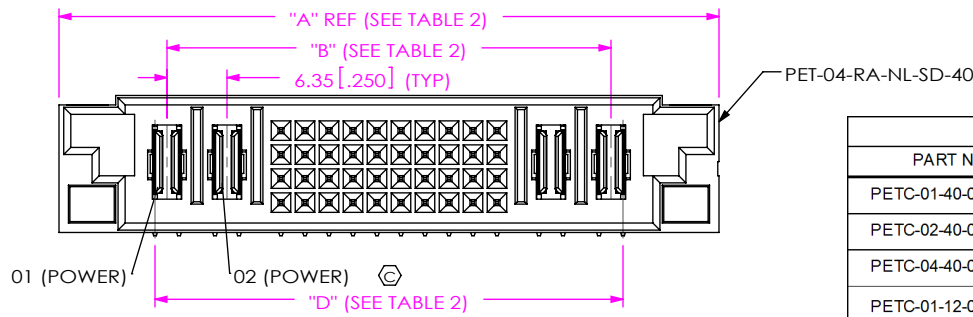


FIG 3
PETC-02-40-02-01-X-RA-SD SHOWN
(SAME AS FIG 1, UNLESS OTHERWISE STATED)

TABLE 2										
PART NUMBER	"A"	"B"		"C"		"D"				
PETC-01-40-01-01-X-RA-XX	57.15 [2.250]	34.29	+0.20 -0.13	[1.350]	+0.008 -0.005	49.53	+0.05 -0.30	[1.950]	+0.002 -0.012	36.83 ±0.20 [1.450] ±0.008
PETC-02-40-02-01-X-RA-XX	69.85 [2.750]	46.99	+0.20 -0.13	[1.850]	+0.008 -0.005	62.23	+0.05 -0.35	[2.450]	+0.002 -0.014	49.53 ±0.20 [1.950] ±0.008
PETC-04-40-04-01-X-RA-XX	95.25 [3.750]	72.39	+0.25 -0.13	[2.850]	+0.010 -0.005	87.63		[3.450]		74.93 ±0.20 [2.950] ±0.008
PETC-01-12-01-01-X-RA-XX	39.37 [1.550]	16.51	+0.20 -0.13	[0.650]	+0.008 -0.005	31.75	+0.05 -0.35	[1.250]	+0.002 -0.014	19.05 ±0.20 [0.750] ±0.008
PETC-02-12-02-01-X-RA-XX	52.07 [2.050]	29.21	+0.20 -0.13	[1.150]	+0.008 -0.005	44.45	+0.05 -0.35	[1.750]	+0.002 -0.014	31.75 ±0.20 [1.250] ±0.008
PETC-04-12-04-01-X-RA-XX	77.47 [3.050]	54.61	+0.20 -0.13	[2.150]	+0.008 -0.005	69.85	+0.05 -0.35	[2.750]	+0.002 -0.014	57.15 ±0.20 [2.250] ±0.008

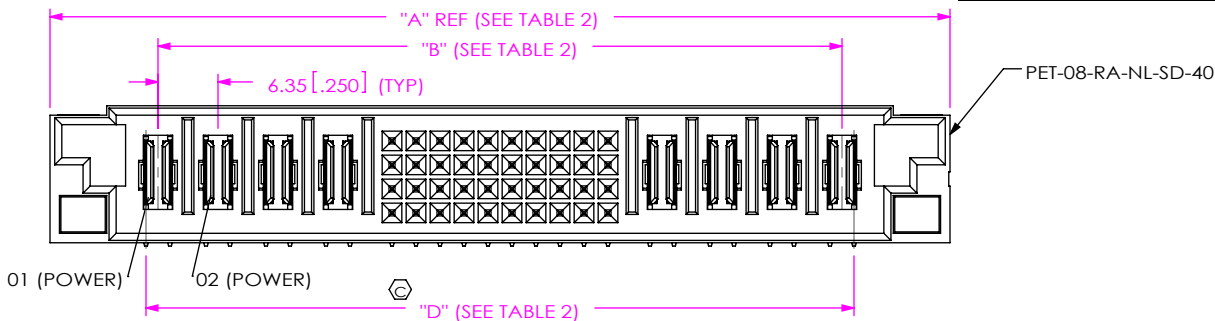


FIG 4
PETC-04-40-04-01-X-RA-SD SHOWN
(SAME AS FIG 1, UNLESS OTHERWISE STATED)

F:\DWG\MISC\MKTG\PETC-XX-XX-XX-01-X-RA-XX-X-MKT.SLDDRW

PROPRIETARY NOTE
THIS DOCUMENT CONTAINS CONFIDENTIAL AND PROPRIETARY INFORMATION AND ALL DESIGN, MANUFACTURING, REPRODUCTION, USE, PATENT RIGHTS AND SALES RIGHTS ARE EXPRESSLY RESERVED BY SAMTEC, INC. THIS DOCUMENT SHALL NOT BE DISCLOSED, IN WHOLE OR PART, TO ANY UNAUTHORIZED PERSON OR ENTITY NOR REPRODUCED, TRANSFERRED OR INCORPORATED IN ANY OTHER PROJECT IN ANY MANNER WITHOUT THE EXPRESS WRITTEN CONSENT OF SAMTEC, INC.

DO NOT SCALE DRAWING

SHEET SCALE: 1.5:1



520 PARK EAST BLVD, NEW ALBANY, IN 47150
PHONE: 812-944-6733 FAX: 812-948-5047
e-Mail info@SAMTEC.com code 55322

DESCRIPTION:
RIGHT ANGLE POWER TERMINAL

DWG. NO.
PETC-XX-XX-XX-01-X-RA-XX-X

BY: CLAY W 1/12/2006 SHEET 2 OF 3

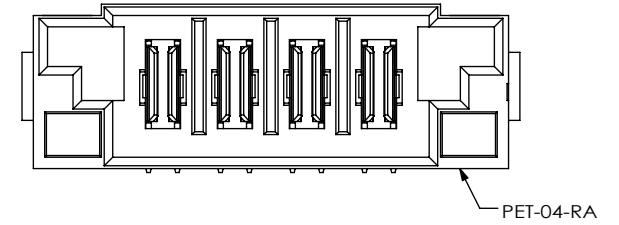
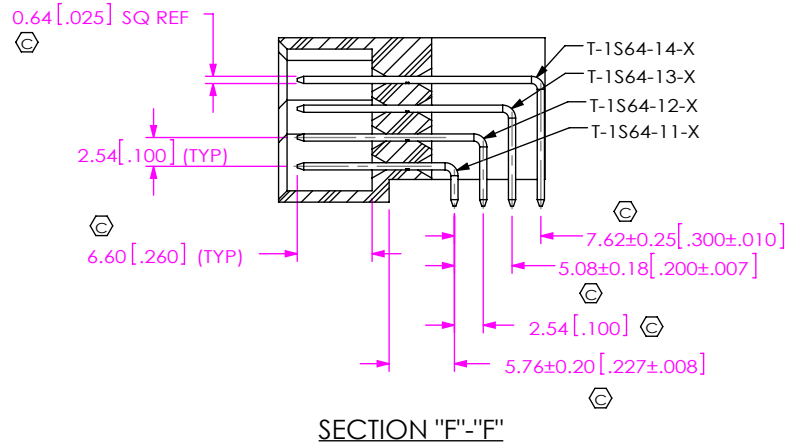
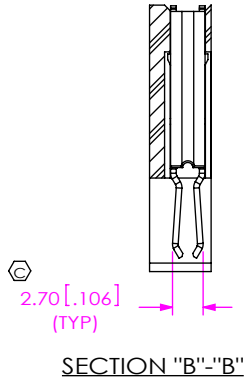


FIG 5
PETC-04-XX-X-RA-L SHOWN
(SAME AS FIG 1, UNLESS OTHERWISE STATED)

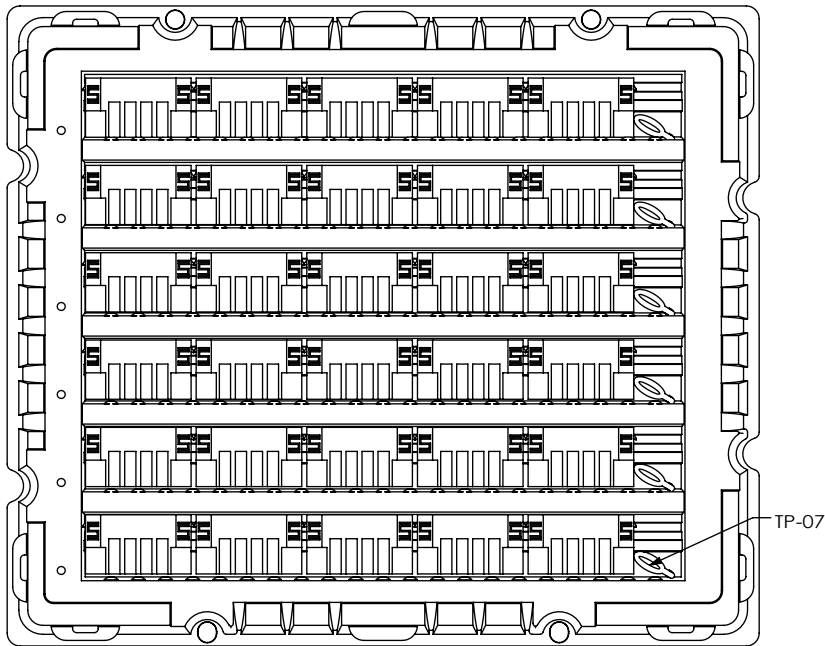
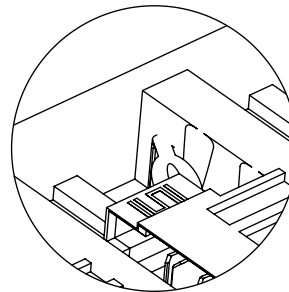
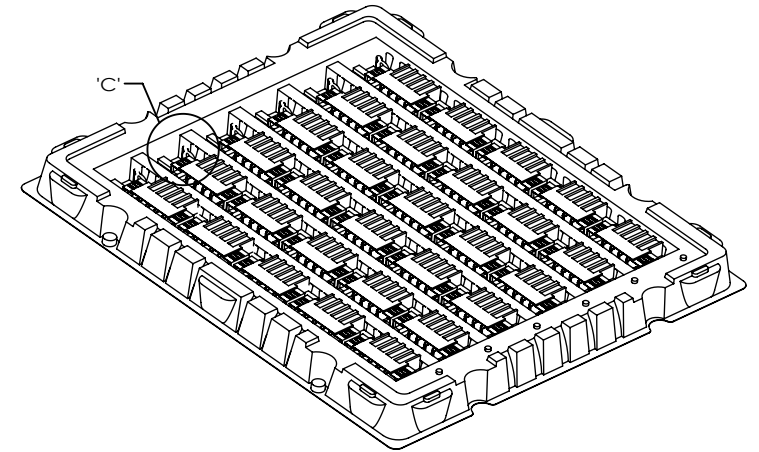


FIG 6
TRAY VIEW
(SEE NOTE 6)



DETAIL 'C'
SCALE 1:1



F:\DWG\MISC\MKTG\PETC-XX-XX-XX-01-X-RA-XX-X-MKT.SLDDRW

PROPRIETARY NOTE
THIS DOCUMENT CONTAINS CONFIDENTIAL AND PROPRIETARY INFORMATION AND ALL DESIGN, MANUFACTURING, REPRODUCTION, USE, PATENT RIGHTS AND SALES RIGHTS ARE EXPRESSLY RESERVED BY SAMTEC, INC. THIS DOCUMENT SHALL NOT BE DISCLOSED, IN WHOLE OR IN PART, TO ANY UNAUTHORIZED PERSON OR ENTITY NOR REPRODUCED, TRANSFERRED OR INCORPORATED IN ANY OTHER PROJECT IN ANY MANNER WITHOUT THE EXPRESS WRITTEN CONSENT OF SAMTEC, INC.

DO NOT SCALE DRAWING

SHEET SCALE: 1.5:1



520 PARK EAST BLVD, NEW ALBANY, IN 47150
PHONE: 812-944-6733 FAX: 812-948-5047
e-Mail info@SAMTEC.com code 55322

DESCRIPTION:
RIGHT ANGLE POWER TERMINAL

DWG. NO.
PETC-XX-XX-XX-01-X-RA-XX-X

BY: CLAY W 1/12/2006 SHEET 3 OF 3

Компания «Life Electronics» занимается поставками электронных компонентов импортного и отечественного производства от производителей и со складов крупных дистрибьюторов Европы, Америки и Азии.

С конца 2013 года компания активно расширяет линейку поставок компонентов по направлению коаксиальный кабель, кварцевые генераторы и конденсаторы (керамические, пленочные, электролитические), за счёт заключения дистрибьюторских договоров

Мы предлагаем:

- Конкурентоспособные цены и скидки постоянным клиентам.
- Специальные условия для постоянных клиентов.
- Подбор аналогов.
- Поставку компонентов в любых объемах, удовлетворяющих вашим потребностям.
- Приемлемые сроки поставки, возможна ускоренная поставка.
- Доставку товара в любую точку России и стран СНГ.
- Комплексную поставку.
- Работу по проектам и поставку образцов.
- Формирование склада под заказчика.
- Сертификаты соответствия на поставляемую продукцию (по желанию клиента).
- Тестирование поставляемой продукции.
- Поставку компонентов, требующих военную и космическую приемку.
- Входной контроль качества.
- Наличие сертификата ISO.

В составе нашей компании организован Конструкторский отдел, призванный помогать разработчикам, и инженерам.

Конструкторский отдел помогает осуществить:

- Регистрацию проекта у производителя компонентов.
- Техническую поддержку проекта.
- Защиту от снятия компонента с производства.
- Оценку стоимости проекта по компонентам.
- Изготовление тестовой платы монтаж и пусконаладочные работы.



Тел: +7 (812) 336 43 04 (многоканальный)
Email: org@lifeelectronics.ru