

## Shielded Circular Subminiature Connectors (TRIAD™ 01) Product Line Information

---

# TRIAD™01 Shielded Subminiature Circular Connectors

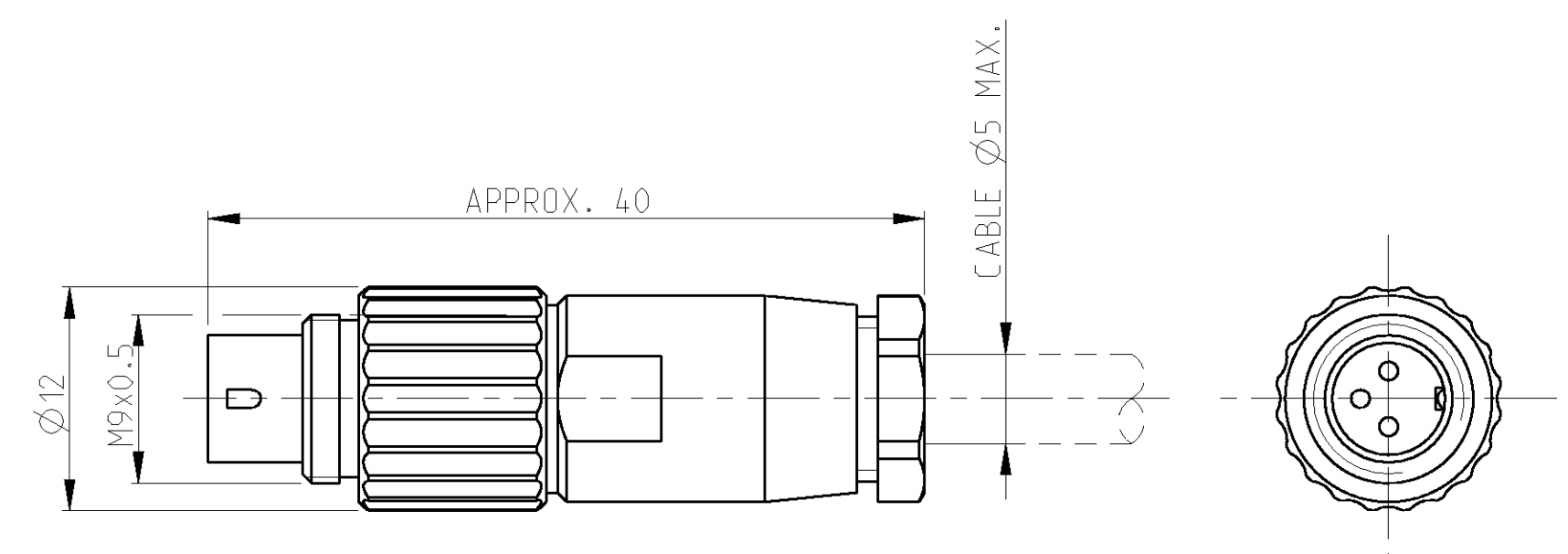
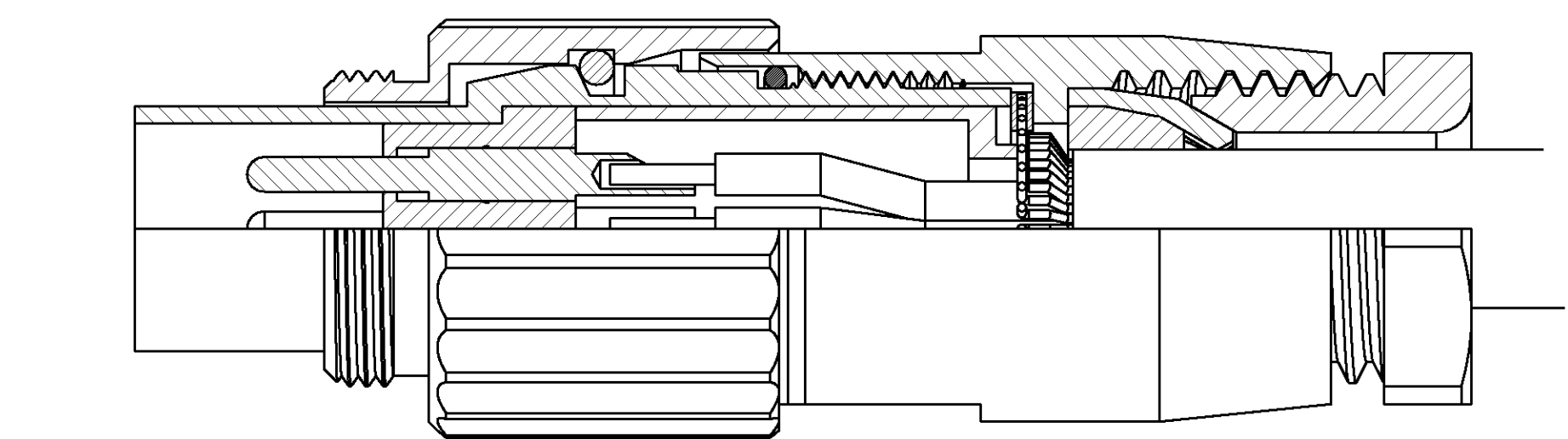
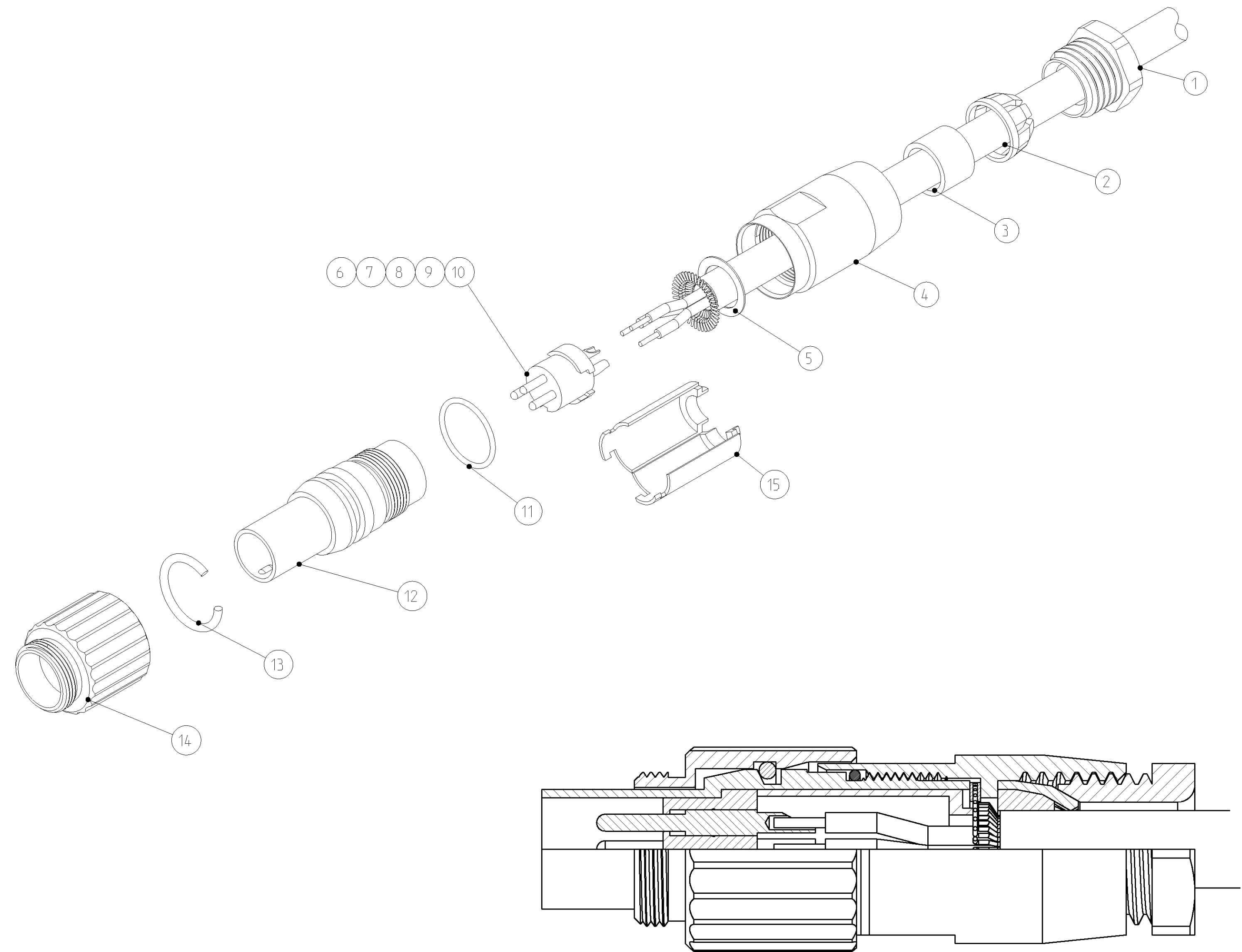
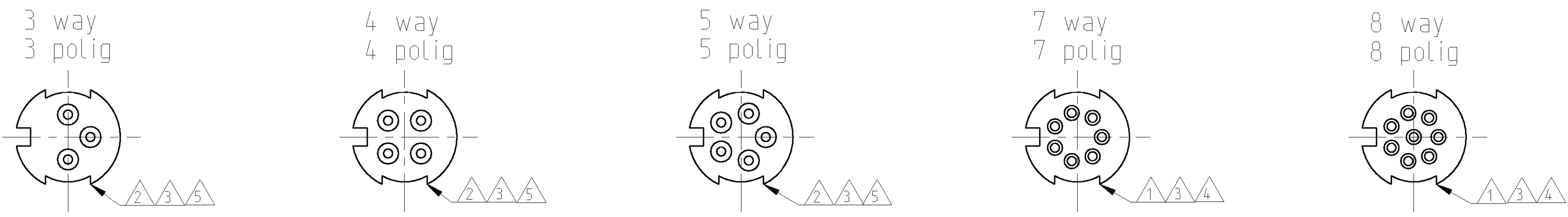


## Product Facts

---

- Small and lightweight, shielded round connector system
  - Panel mount PCB versions - 180° and 90°
  - Panel mount - Solder Cup - 180° versions
  - Field serviceable male and female connectors--crimp and solder version--for on site connections
  - Single and double ended overmoulded cable leads are available
  - Customized assemblies are possible to make upon request
  - Components for BUS applications available
-

SOLDERING SIDE  
LOETSEITE



LOC	DIST	REV	DATE	BY	APPV
A1	-	1	18JUN2001	NG	GF
B1	-	1	23-FEB-04	EW	GF

MATERIAL / MATERIAL: PBT, UL-94 V2 SHELL MATERIAL / GEHAEUSEMATERIAL: CUZN FINISH / BESCHICHTUNG: TRIBOR 4 µm	△6
WIRE GAGE / DRAHTGROESSE IN mm <sup>2</sup> : 0.25	△5
WIRE GAGE / DRAHTGROESSE IN mm <sup>2</sup> : 0.14	△4
CONTACT RESISTANCE / KONTAKTWIDERSTAND: => 5 mΩ	△3
RATED CURRENT PER CONTACT / NENNSTROM PRO KONTAKT: 3 A	△2
RATED CURRENT PER CONTACT / NENNSTROM PRO KONTAKT: 1 A	△1
SHELL PROTECTION CLASS / SCHUTZKLASSE: IP 65 / DIN 40050	
TERMINATION: SOLDERING / VERBINDUNG: LOETKONTAKTE	
TEST VOLTAGE / PRUEFSPANNUNG: 500 VAC	
OPERATING VOLTAGE / BETRIEBSSPANNUNG: 60 VAC	
OPERATING TEMPERATURE: -40°C TO +80°C / ARBEITSTEMPERATUR: -40°C BIS +80°C	
MATING CYCLES / STECKZYKLEN: 500 MAX.	
TECHNICAL DATA TECHNISCHE DATEN	

TYCO NO. / TYCO-NR.	QTY REQD PER ASSY	DESCRIPTION BESCHREIBUNG	ITEM NO. POS.-NR.
2-1437719-7	1	MOUNTING WRENCH / MONTAGESCHLUESSEL	18
2-1437719-4	1	COMPLETELY IN MINI-GRIP / KOMPLETT IN MINI-GRIP: 70x100mm	17
2-1437719-1	1	MOUNTING INSTRUCTION / MONTAGEANLEITUNG	16
1-1437719-8	1	INSULATION TUBE / ISOLIERHUELSE	15
1-1437719-5	1	SCREWING TUBE / SCHRAUBHUELSE	14
	1	SPRING / FEDER	13
	1	TUBE / INNENHUELSE	12
	1	O-RING / O-RING	11
	1	CONTACT CARRIER 8 WAY / STIFTSTECKER 8 POLIG	10
	1	CONTACT CARRIER 7 WAY / STIFTSTECKER 7 POLIG	9
	1	CONTACT CARRIER 5 WAY / STIFTSTECKER 5 POLIG	8
	1	CONTACT CARRIER 4 WAY / STIFTSTECKER 4 POLIG	7
	1	CONTACT CARRIER 3 WAY / STIFTSTECKER 3 POLIG	6
	1	GROUNDING PLATE FOR 360° SHIELDING CONNECTION/ MASSESCHIEBE FUER 360° ABSCHIRMUNG	5
	1	HOUSING / GEHAEUSE	4
	1	CABLE SEALING / KABELDICHTUNG	3
	1	STRAIN RELIEF / ZUGENTLASTUNGSKRONE	2
	1	STRAIN RELIEF NUT / ZUGENTLASTUNGSMUTTER	1
	-	REVISION OF EACH ASSY NO. (WHEN BLANK, USE DWG REV.)	
		PARTS LIST TEILELISTE	

TYCO ELECTRONICS CORPORATION 1115 S. GARDNER ST. CHICAGO, IL 60605-4000 TEL: 773-399-1000 FAX: 773-399-1001 WWW.TYCOELECTRONICS.COM	DWN: H. GEISTER 18JUN2001 CHK: H. SCHERER 18JUN2001 APVD: E. FELDMAYER 18JUN2001 NAME: T01 MALE PLUG CONNECTOR SOLDER VERSION 3-8 POS. T01 STIFTSTECKER LOETVERSION 3-8 POL. PRODUCT SPEC: - APPLICATION SPEC: - VERARBEITUNGSSPEZ: - MATERIAL: - FINISH/BESCHICHTUNG/FARBE: -	tyco Electronics AMP GmbH D-64625 Bensheim SCALE: 1:1 SHEET: 1 OF 1 REV: B1
--	---	---

1-1437719-5 AS SHOWN  
WIE GEZEICHNET

# Description

Where shielding is a requirement in medical or industrial applications there will be the use of TRIAD™01 a good decision. The small and lightweight system is available as panel mount headers with solid posts 180° and 90° for soldering on PC boards and also with solder cups for wire termination.

The PCB version has two board locks and the solder cup version has two solder tabs for grounding.

Through the three O-ring design on the panel mount connectors and in connection with the over-moulded cable assemblies, TRIAD™01 is a liquid and dust tight system according to IP65 protection class (DIN 40050). The reasonable shielding, the small diameters, the over-moulded connector with cable and the use of metallic parts makes TRIAD™01 also useable in harsh environments such as a factory where TRIAD™01 can be used in BUS applications such as CAN or MODULAR too.

Components such as T-Adapters and terminator plugs with a resistor are also available in different colors upon request (e.g. yellow and purple).

# Specifications

**Shell Protection Class (nested condition):** IP65 acc. DIN 40050

**Temperature Range:** -40°C to +85°C

**Mating Cycles:** ≤500

**Test Voltage:** 625 V AC

**Operating Voltage:** 60 V AC

**Contact Resistance:** < 6 m ohm

**Interlock:** Screw Type

---

**TRIAD™ 01**

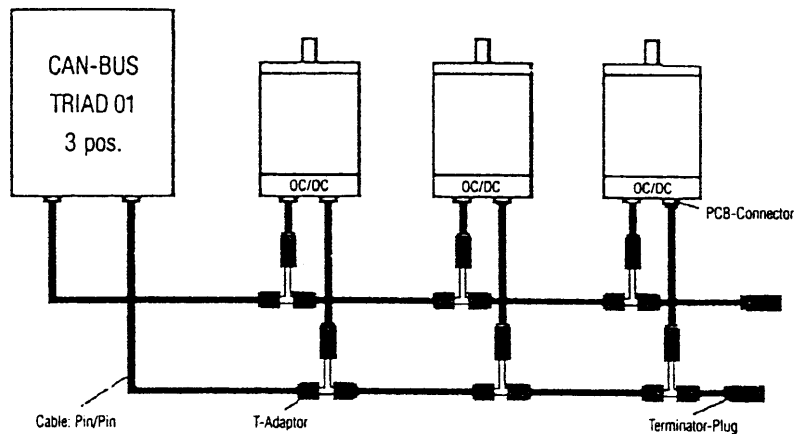
130-722 TO 131-090

TRIAD 01 is a subminiature circular connector system which can be used for applications where shielding is a requirement. Beside the excellent shielding properties of TRIAD01 there is also a good resistance against UV beams because of the OPTALOY® plating for all metal shell parts. TRIAD01 is a liquid- and dust-tight system according to IP65 protection-class (DIN 40050).

**4**

A 3x0-ring design of the TRIAD01 panel-mount-connectors is ideal for using the TRIAD01 system in smoke-analysis applications. Special T-adaptors with either a TRIAD01 connector or a SUB-D connector as Interface-Plug are offering the usage of TRIAD01 for BUS wiring like for a CAN- or for a MOD-BUS. Both systems consist of 3 items:

- 1 The T-Adaptor
- 2 The "Trunk"-Cable – an overmoulded cable with 2 male connectors
- 3 Terminator-Plug



131-027 to 090


930  
941

# TRIAD™ 01

Shielded Subminiature

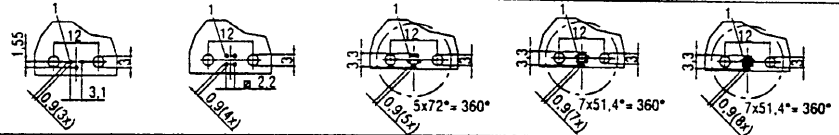
Circular Connectors

Panel Mount Version

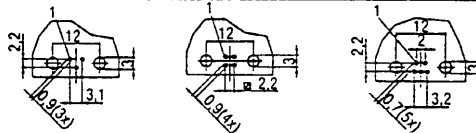


PCB layout for max. 1.6 mm thickness  
(only for PCB pinversions)

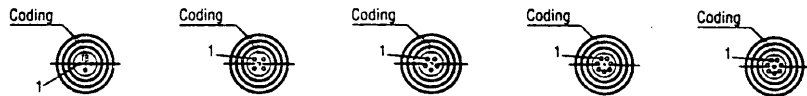
180°



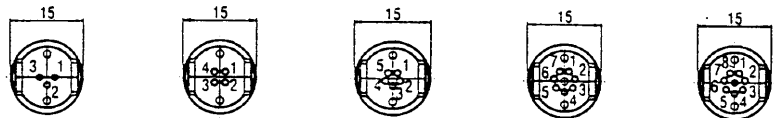
90°



Arrangement of Contacts/Mating side pinversion.



Arrangement of Contacts/  
Termination side pinversion.  
(For sockets, arrangement is mirror image of pin version)



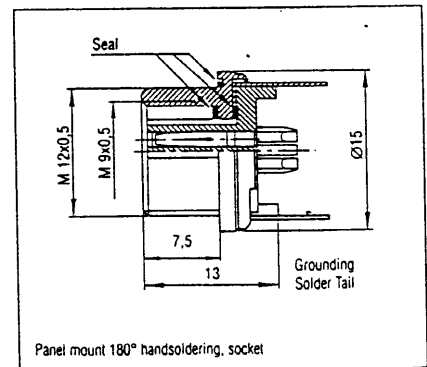
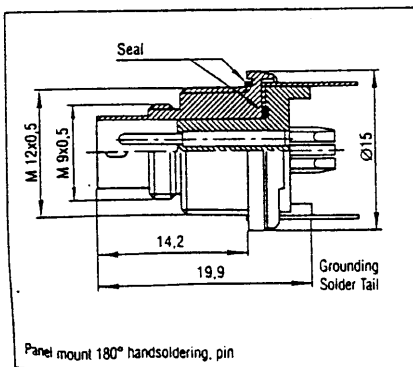
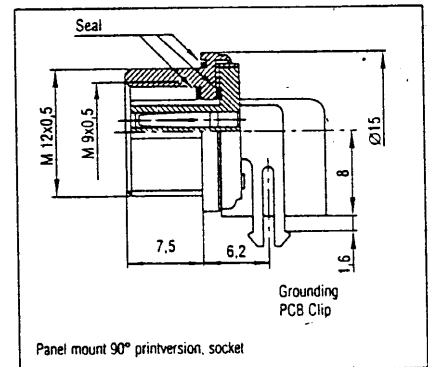
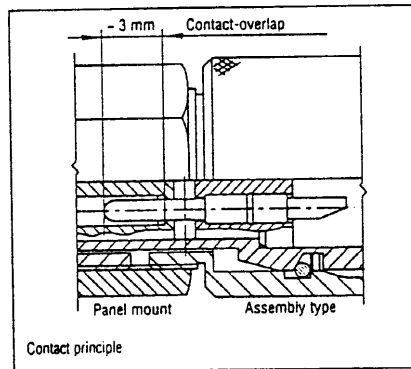
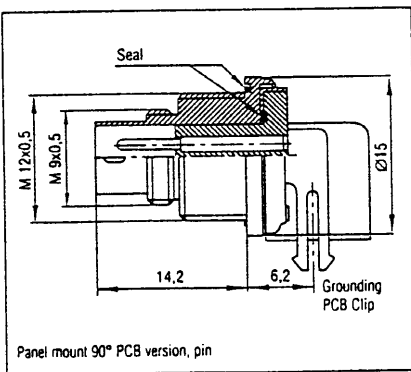
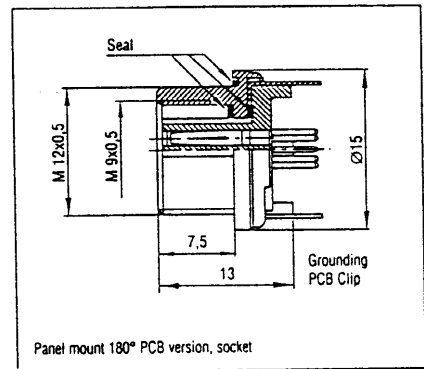
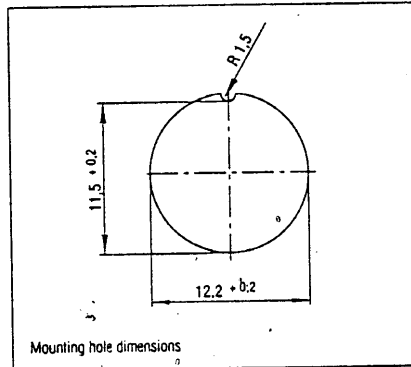
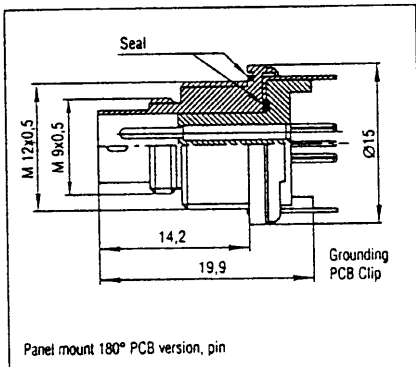
No. of Contacts	3	4	5	7	8
	Catalogue No.				
Panel Mount 180° PCB version, pin	T01-0570-P03	T01-0570-P04	T01-0570-P05	T01-0570-P07	T01-0570-P08
Panel Mount 180° PCB version, socket	T01-0570-S03	T01-0570-S04	T01-0570-S05	T01-0570-S07	T01-0570-S08
Panel Mount 90° PCB version, pin	T01-0560-P03	T01-0560-P04	T01-0560-P05	—	—
Panel Mount 90° PCB version, socket	T01-0560-S03	T01-0560-S04	T01-0560-S05	—	—
Panel Mount 180° Handsolder version, pin	T01-0580-P03	T01-0580-P04	T01-0580-P05	T01-0580-P07	T01-0580-P08
Panel Mount 180° Handsolder version, pocket	T01-0580-S03	T01-0580-S04	T01-0580-S05	T01-0580-S07	T01-0580-S08

Technical Data	3	4	5	7	8
Termination	Soldering				
Plating	Tribor 4 µm				
Dielectric of insert	PBT UL 94-V2				
Shell protection class	IP 65 acc. DIN 40050				
Shell material	CuZn				
Operating temperature range	-40 °C to +85 °C				
Mating cycles	> 500				
Wire gage		max. 0.25 mm <sup>2</sup>			max. 0.14 mm <sup>2</sup>
Rated current per contact		3 A			1 A
Test voltage		500 V AC			500 V AC
Operating voltage		60 V AC			60 V AC
Contact resistance		< 3 m Ω			< 5 m Ω

Priority type available from stock  
Minimum unit quantity: 25 pieces (500 pcs)

# TRIAD™ 01

Shielded Subminiature  
Circular Connectors  
Panel Mount Version

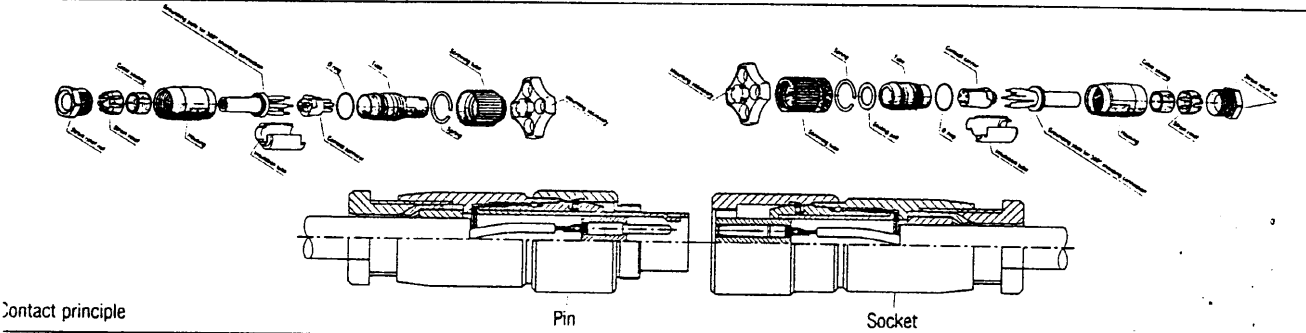
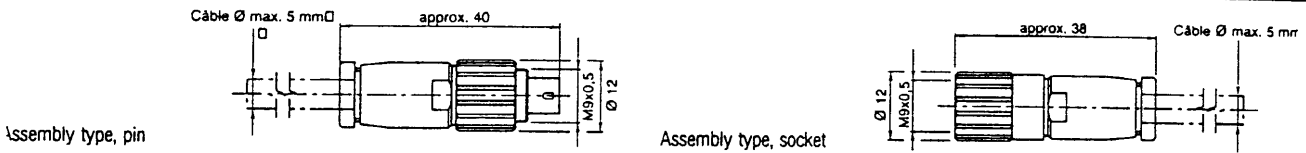



# TRIAD™ 01

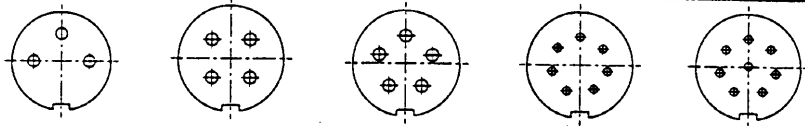
Shielded Subminiature

Circular Connectors

Cable Mount Plugs



Arrangement of Contacts



No. of Contacts	3	4	5	7	8
	Catalogue No.				
Assembly type, pin	T01-0550-P03	T01-0550-P04	T01-0550-P05	T01-0550-P07	T01-0550-P08
Assembly type, socket	T01-0550-S03	T01-0550-S04	T01-0550-S05	T01-0550-S07	T01-0550-S08

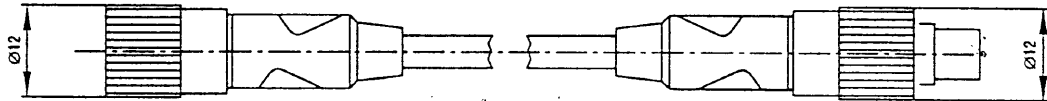
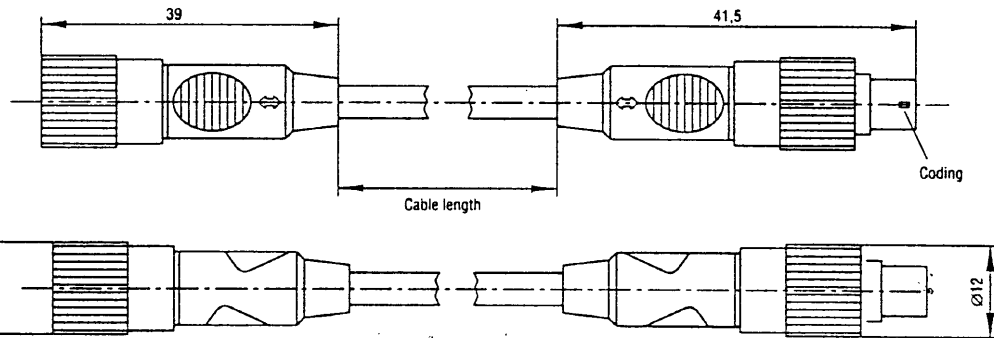

Technical Data	3	4	5	7	8
Termination	Soldering				
Plating	Tribor 4 µm				
Dielectric of insert	PBT UL 94-V2				
Shell protection class	IP65 acc. DIN 40050				
Shell material	CuZn				
Operating temperature range	-40 °C to +85 °C				
Mating cycles	> 500				
Wire gage		max. 0.25 mm <sup>2</sup>			max. 0.14 mm <sup>2</sup>
Rated current per contact		3 A			1 A
Test voltage		500 VAC			500 VAC
Operating voltage		60 VAC			60 VAC
Contact resistance		< 3 mΩ			< 5 mΩ

Priority type available from stock

Minimum unit quantity: 25 pieces

# TRIAD™ 01

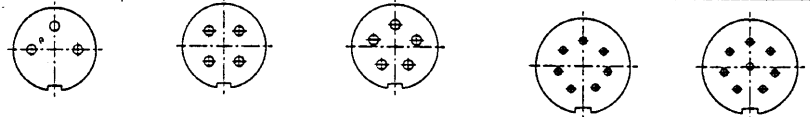
Shielded Subminiature  
Circular Connectors  
Cable assemblies  
with overmoulded Connectors



Cable with overmoulded connector

**4**

Arrangement of Contacts



No. of Contacts	Catalogue No.				
	3	4	5	7	8
Cable length 1 m	T01-0599-B03-A	T01-0599-B04-A	T01-0599-B05-A	T01-0599-B07-A	T01-0599-B08-A
Cable length 3 m	T01-0599-B03-B	T01-0599-B04-B	T01-0599-B05-B	T01-0599-B07-B	T01-0599-B08-B
Cable length 5 m	T01-0599-B03-C	T01-0599-B04-C	T01-0599-B05-C	T01-0599-B07-C	T01-0599-B08-C
<b>Technical Dat</b>	<b>3</b>	<b>4</b>	<b>5</b>	<b>7</b>	<b>8</b>
Termination				Soldering	
Plating				Tribor 4 µm	
Dielectric of insert				PBT UL 94-V2	
Shell protection class				IIP65 acc. DIN 40050	
Shell material				CuZn	
Operating temperature range				-40 °C to +85 °C	
Mating cycles				> 500	
Wire gage		max. 0.25 mm <sup>2</sup>			max. 0.14 mm <sup>2</sup>
Rated current per contact		3 A			1 A
Test voltage		500 VAC			500 VAC
Operating voltage		60 VAC			60 VAC
Contact resistance		< 3 mΩ			< 5 mΩ

Priority type available from stock

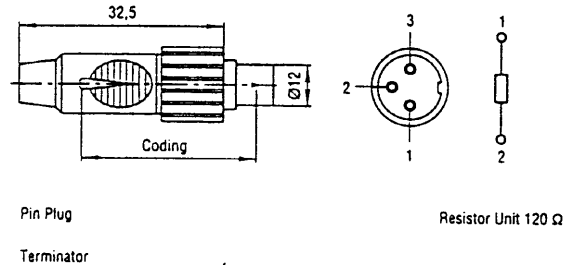
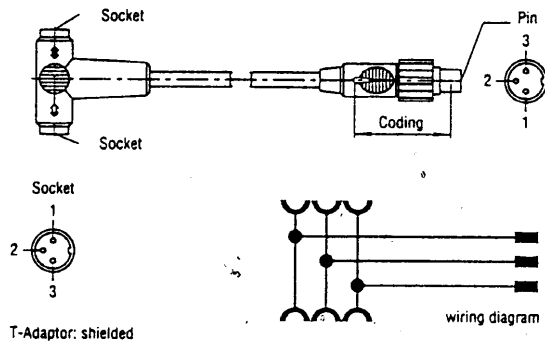

Minimum unit quantity: 10 pieces



472-046  
972-058

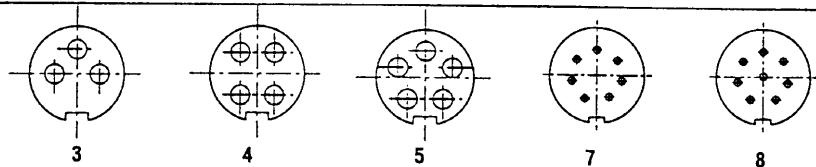
# TRIAD™ 01

Shielded Subminiature  
Circular Connectors  
Accessories and Specials  
CAN-BUS Components:  
Non-interrupted Power  
Supply for Network Devices



Cable assemblies, with overmoulded connectors: shielded

### Arrangement of Contacts



No. of Contacts

Catalogue No.

T-Adaptor	T01-05T-SSP03-T	T01-05T-SSP04-T	T01-05T-SSP05-T	T01-05T-SSP07-T	T01-05T-SSP08-T
Terminator Resistor Unit	T01-05R-P03-120	-	-	-	-
Technical Data	3	4	5	7	8
Termination	Soldering				
Plating	Tribor 4 µm				
Dielectric of insert	PBT UL 94-V2				
Shell protection class	IP65 acc. DIN 40050				
Shell material	CuZn				
operating temperature range	-40 °C to +85 °C				
Mating cycles	> 500				
Wire gage		max. 0.25 mm <sup>2</sup>			max. 0.14 mm <sup>2</sup>
Rated current per contact		3 A			1 A
Test voltage		500 VAC			500 VAC
Operating voltage		60 VAC			60 VAC
Contact resistance		< 3 mΩ			< 5 mΩ

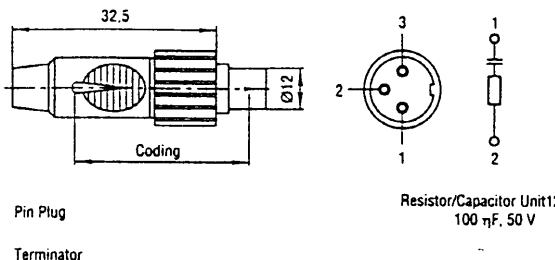
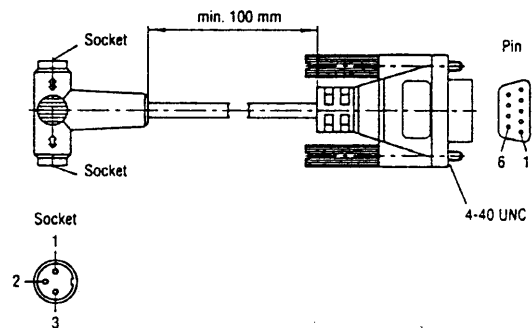

Priority type available from stock

Minimum unit quantity: 25 pieces



# TRIAD™ 01

Shielded Subminiature  
Circular Connectors  
Accessories and Specials  
MOD-BUS Components

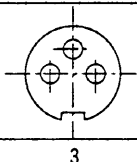


MOD-BUS-Adaptor: shielded

Cable assemblies, with overmoulded connectors: shielded



Arrangement of Contacts



No. of Contacts

3

Catalogue No.

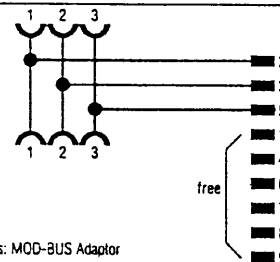
MOD-BUS Adaptor

T01-05T-MOD03-T

Terminator Resistor/Capacitor Unit

T01-05R-P03-RC

Assignment of Contacts: MOD-BUS Adaptor



Technical Data

3

Termination

Soldering

Plating

Tribor 4 µm

Dielectric of insert

PBT UL 94-V2

Shell protection class

IP65 acc. DIN 40050

Shell material

CuZn

Operating temperature range

-40 °C to +85 ° C

Mating cycles

> 500

Wire gage

max. 0.25 mm<sup>2</sup>

Rated current per contact

3 A

Test voltage

500 VAC

Operating voltage

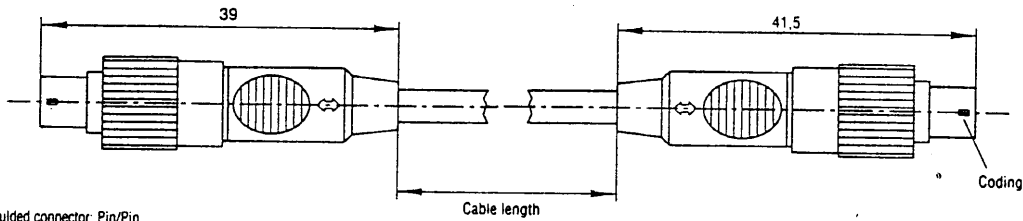

60 VAC

Contact resistance

< 3 mΩ

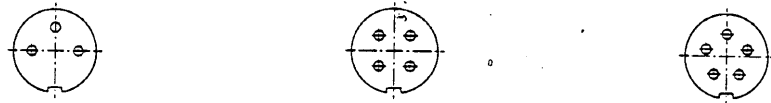
# TRIAD™ 01

Shielded Subminiature  
Circular Connectors  
Accessories and Specials  
BUS-Cable Assemblies  
with Overmoulded Connectors



Cable with overmoulded connector: Pin/Pin

Arrangement of Contacts



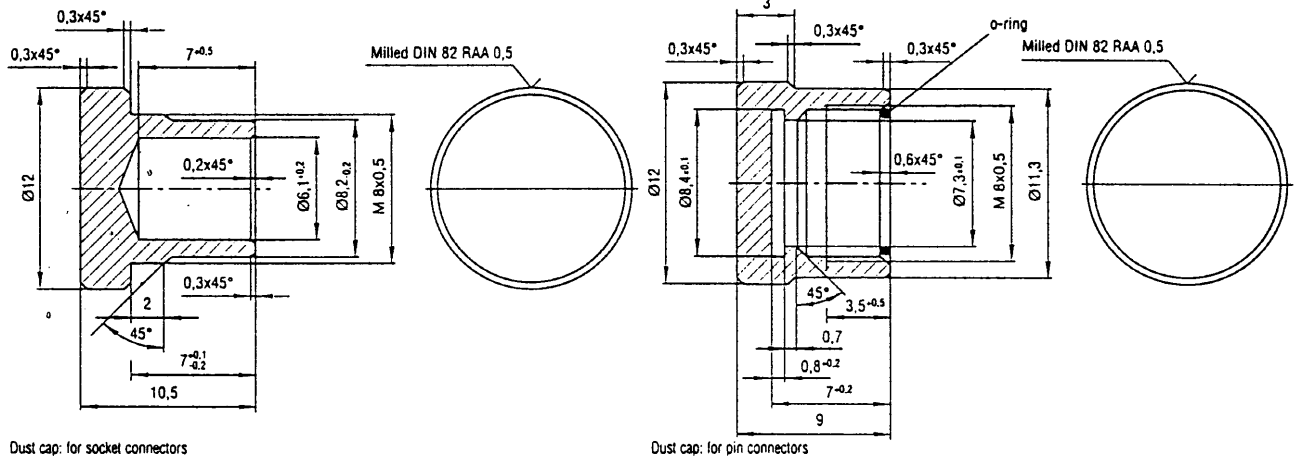

No. of Contacts	3	4	5
		Catalogue No.	
Cable length 0.5 m	T01-0599-PP03-F	T01-0599-PP04-F	T01-0599-PP05-F
Cable length 1 m	T01-0599-PP03-A	T01-0599-PP04-A	T01-0599-PP05-A
Cable length 2 m	T01-0599-PP03-E	T01-0599-PP04-E	T01-0599-PP05-E
Cable length 5 m	T01-0599-PP03-C	T01-0599-PP04-C	T01-0599-PP05-C

Technical Data	3	4	5
Termination		Soldering	
Plating		Tribor 4 µm	
Dielectric of insert		PBT UL 94-V2	
Shell protection class		IP65 acc. DIN 40050	
Shell material		CuZn	
Operating temperature range		-40 °C to +85 °C	
Mating cycles		> 500	
Wire gage		max. 0.25 mm <sup>2</sup>	
Rated current per contact		3 A	
Test voltage		500 VAC	
Operating voltage		60 VAC	
Contact resistance		< 3 mΩ	

Priority type available from stock  
Minimum unit quantity: 25 pieces

# TRIAD™ 01

Shielded Subminiature  
Circular Connectors  
Accessories and Specials  
Dust Caps



No. of Contacts	3	4	5	7	8
	Catalogue No.				
For Pin Plugs	T01-0500-P				
For Socket Connectors	T01-0500-S				
<b>Technical Data</b>	3	4	5	7	8
Shell protection class	IP 65 acc. DIN 40050				
Shell material	CuZn				
Operating temperature range	-40 °C to +85 °C				

Priority type available from stock  
Minimum unit quantity: 25 pieces

Компания «Life Electronics» занимается поставками электронных компонентов импортного и отечественного производства от производителей и со складов крупных дистрибьюторов Европы, Америки и Азии.

С конца 2013 года компания активно расширяет линейку поставок компонентов по направлению коаксиальный кабель, кварцевые генераторы и конденсаторы (керамические, пленочные, электролитические), за счёт заключения дистрибьюторских договоров

Мы предлагаем:

- Конкурентоспособные цены и скидки постоянным клиентам.
- Специальные условия для постоянных клиентов.
- Подбор аналогов.
- Поставку компонентов в любых объемах, удовлетворяющих вашим потребностям.
- Приемлемые сроки поставки, возможна ускоренная поставка.
- Доставку товара в любую точку России и стран СНГ.
- Комплексную поставку.
- Работу по проектам и поставку образцов.
- Формирование склада под заказчика.
- Сертификаты соответствия на поставляемую продукцию (по желанию клиента).
- Тестирование поставляемой продукции.
- Поставку компонентов, требующих военную и космическую приемку.
- Входной контроль качества.
- Наличие сертификата ISO.

В составе нашей компании организован Конструкторский отдел, призванный помогать разработчикам, и инженерам.

Конструкторский отдел помогает осуществить:

- Регистрацию проекта у производителя компонентов.
- Техническую поддержку проекта.
- Защиту от снятия компонента с производства.
- Оценку стоимости проекта по компонентам.
- Изготовление тестовой платы монтаж и пусконаладочные работы.



Тел: +7 (812) 336 43 04 (многоканальный)

Email: [org@lifeelectronics.ru](mailto:org@lifeelectronics.ru)