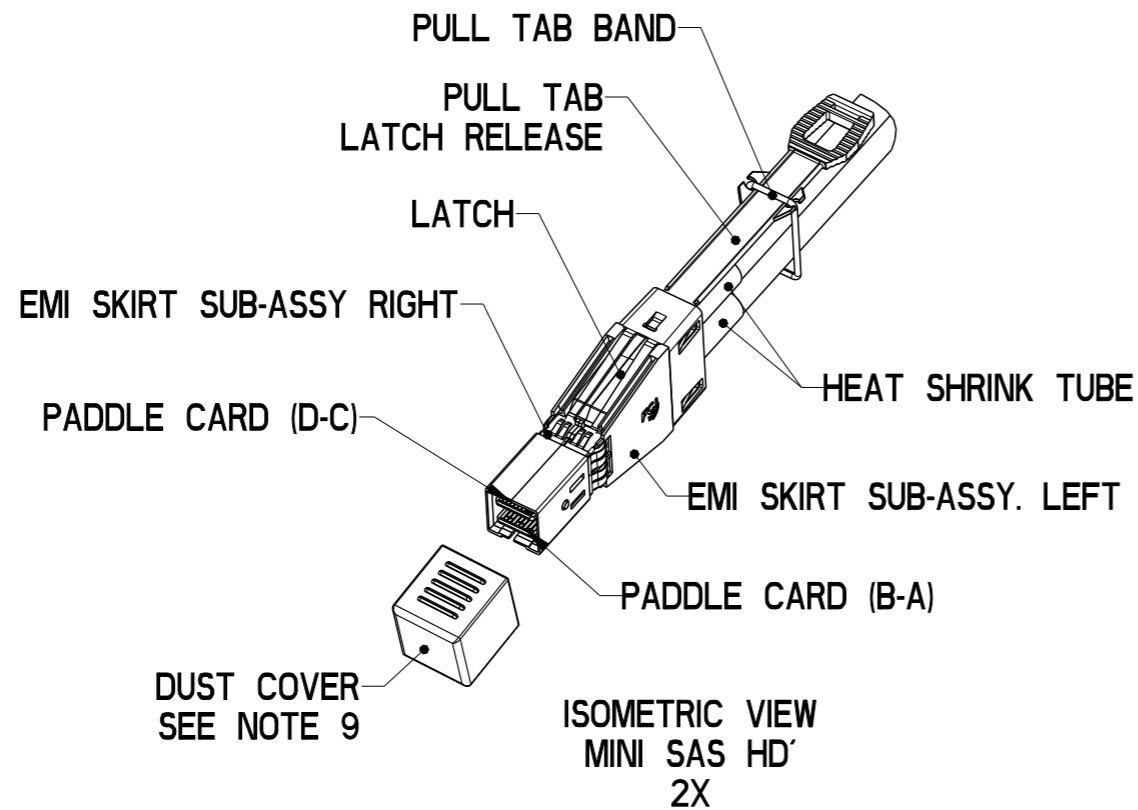
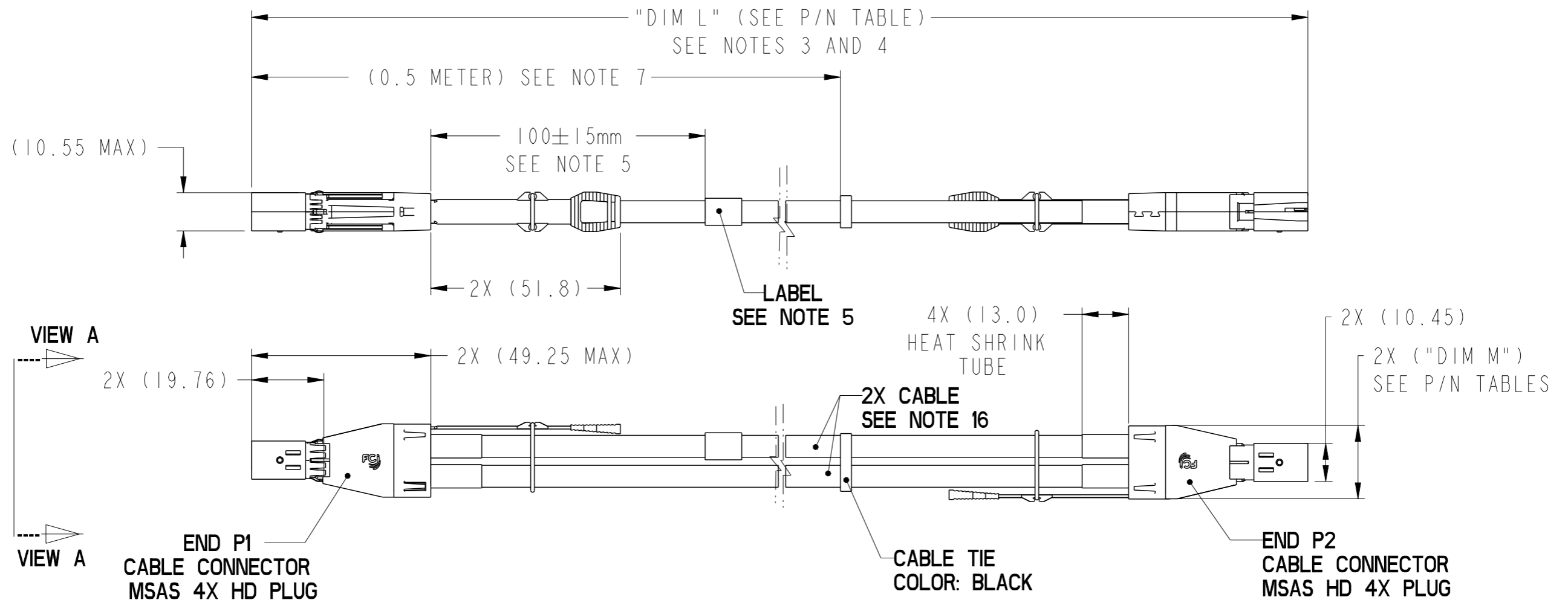


PRODUCT NUMBER	DESCRIPTION	NOTES
10112041-XXXXLF	NON-HF	SEE SHT. 3
10112041-XXXXHLF	HALOGEN FREE (H)	SEE SHT. 4



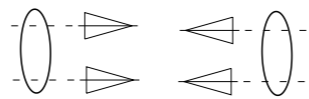
dr	Deborah Ingram	2010/05/07	projection	mm	size	A3	scale	1:2
eng	Tom Feng	2015/08/12			ecn no	ELX-N-21649-1	rel level	Released
chr	-	-						
appr	Frank Mao	2015/08/12	product family		C&A			
			<b>FINAL ASSEMBLY (PASSIVE)</b> MSAS HD 4X ASSEMBLY (3Gb/s - 6Gb/s)			dwg no 10112041		rev <b>D</b>
www.fci.com			cat. no.		-		Product - Customer Drw	
			sheet 1 of 5					

PRODUCT NUMBER	DESCRIPTION	NOTES
10112041-XXXXLF	NON-HF	SEE SHT. 3
10112041-XXXXHLF	HALOGEN FREE (H)	SEE SHT. 4



P1  
VIEW A  
SCALE 4:1

**LEGEND:**



HIGH-SPEED SERIAL  
DIFFERENTIAL PAIRS

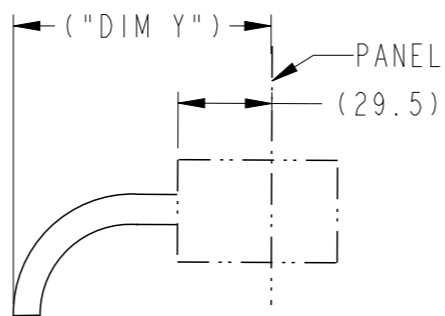


SIGNAL RETURN



POWER AND MANAGEMENT  
INTERFACE

MINIMUM CABLE BEND TABLE		
CABLE	("DIM Y") HF	("DIM Y") NON-HF
24 AWG	92.8	92.8
26 AWG	87.5	85.1
28 AWG	81.5	79.1
30 AWG	77.9	74.3



PEND RADIUS  
TOP VIEW OF CONNECTOR

WIRING LIST (SEE NOTE 6)					
END P1			END P2		
POSITION	SYMBOL		POSITION	SYMBOL	
D9	GROUND	-----	B9	GROUND	-----
D8	Tx2-	⊖---▷	B8	Rx2-	◁---⊖
D7	Tx2+	⊕---▷	B7	Rx2+	◁---⊕
D6	GROUND	-----	B6	GROUND	-----
D5	Tx0-	⊖---▷	B5	Rx0-	◁---⊖
D4	Tx0+	⊕---▷	B4	Rx0+	◁---⊕
D3	GROUND	-----	B3	GROUND	-----
D2	Vman	◁   ▷	B2	ModPrsL	◁   ▷
D1	Vact	◁   ▷	B1	Vact	◁   ▷
C1	SCL	◁   ▷	A1	Reserved	◁   ▷
C2	SDA	◁   ▷	A2	IntI	◁   ▷
C3	GROUND	-----	A3	GROUND	-----
C4	Tx1+	⊕---▷	A4	Rx1+	◁---⊕
C5	Tx1-	⊖---▷	A5	Rx1-	◁---⊖
C6	GROUND	-----	A6	GROUND	-----
C7	Tx3+	⊕---▷	A7	Rx3+	◁---⊕
C8	Tx3-	⊖---▷	A8	Rx3-	◁---⊖
C9	GROUND	-----	A9	GROUND	-----
B9	GROUND	-----	D9	GROUND	-----
B8	Rx2-	◁---⊖	D8	Tx2-	⊖---▷
B7	Rx2+	◁---⊕	D7	Tx2+	⊕---▷
B6	GROUND	-----	D6	GROUND	-----
B5	Rx0-	◁---⊖	D5	Tx0-	⊖---▷
B4	Rx0+	◁---⊕	D4	Tx0+	⊕---▷
B3	GROUND	-----	D3	GROUND	-----
B2	ModPrsL	◁   ▷	D2	Vman	◁   ▷
B1	Vact	◁   ▷	D1	Vact	◁   ▷
A1	Reserved	◁   ▷	C1	SCL	◁   ▷
A2	IntL	◁   ▷	C2	SDA	◁   ▷
A3	GROUND	-----	C3	GROUND	-----
A4	Rx1+	◁---⊕	C4	Tx1+	⊕---▷
A5	Rx1-	◁---⊖	C5	Tx1-	⊖---▷
A6	GROUND	-----	C6	GROUND	-----
A7	Rx3+	◁---⊕	C7	Tx3+	⊕---▷
A8	Rx3-	◁---⊖	C8	Tx3-	⊖---▷
A9	GROUND	-----	C9	GROUND	-----

SHIELD-----▷ SHIELD

dr	Deborah Ingram	2010/05/07	projection	mm	size	A3	scale	1:2
eng	Tom Feng	2015/08/12			ecn no	ELX-N-21649-1	rel level	Released
chr	-	-						
appr	Frank Mao	2015/08/12	product family	C&A				
			<b>FINAL ASSEMBLY (PASSIVE)</b>			dwg no 10112041		rev <b>D</b>
www.fci.com			cat. no. -			Product - Customer Drw		sheet 2 of 5



Copyright FCI.

PART NUMBER (NON-HALOGEN FREE) SEE NOTE 12 AND 16	"DIM L" LENGTH (Meters)	"DIM M" (mm)	AWG
10112041-2005LF	0.5	17.3	30
10112041-2010LF	1.0	17.3	30
10112041-2015LF	1.5	17.3	30
10112041-2020LF	2.0	17.3	30
10112041-2025LF	2.5	17.3	30
10112041-2030LF	3.0	17.3	30
10112041-2040LF	4.0	17.3	30
10112041-3010LF	1.0	17.3	28
10112041-3015LF	1.5	17.3	28
10112041-3020LF	2.0	17.3	28
10112041-3025LF	2.5	17.3	28
10112041-3030LF	3.0	17.3	28
10112041-3035LF	3.5	17.3	28
10112041-3040LF	4.0	17.3	28
10112041-3045LF	4.5	17.3	28
10112041-3050LF	5.0	17.3	28
10112041-3060LF	6.0	17.3	28
10112041-3065LF			
ONLY FOR CUSTOMER SPECIAL APPLIACATION, NOT STD OFFERING FOR THIS LENGTH	6.5	17.3	28
10112041-4020LF	2.0	20.1	26
10112041-4025LF	2.5	20.1	26
10112041-4030LF	3.0	20.1	26
10112041-4035LF	3.5	20.1	26
10112041-4040LF	4.0	20.1	26
10112041-4045LF	4.5	20.1	26
10112041-4050LF	5.0	20.1	26
10112041-4055LF	5.5	20.1	26
10112041-4060LF	6.0	20.1	26
10112041-4065LF	6.5	20.1	26
10112041-4070LF	7.0	20.1	26
10112041-4080LF	8.0	20.1	26

PART NUMBER (NON- HALOGEN FREE) SEE NOTE 12 AND 16	"DIM L" LENGTH (Meters)	"DIM M" (mm)	AWG
10112041-5030LF	3.0	20.1	24
10112041-5035LF	3.5	20.1	24
10112041-5040LF	4.0	20.1	24
10112041-5045LF	4.5	20.1	24
10112041-5050LF	5.0	20.1	24
10112041-5055LF	5.5	20.1	24
10112041-5060LF	6.0	20.1	24
10112041-5065LF	6.5	20.1	24
10112041-5070LF	7.0	20.1	24
10112041-5075LF	7.5	20.1	24
10112041-5080LF	8.0	20.1	24
10112041-5085LF	8.5	20.1	24
10112041-5090LF	9.0	20.1	24
10112041-5095LF	9.5	20.1	24
10112041-5100LF	10.0	20.1	24

**NON-HALOGEN FREE CABLE ASSEMBLY PART NUMBERS**



Copyright FCI.

dr	Deborah Ingram	2010/05/07			size	A3	scale	1:2
eng	Tom Feng	2015/08/12			ecn no	ELX-N-21649-1		
chr	-	-			rel level	Released		
appr	Frank Mao	2015/08/12			product family	C&A		
		<b>FINAL ASSEMBLY (PASSIVE)</b> MSAS HD 4X ASSEMBLY (3Gb/s - 6Gb/s)			dwg no 10112041	rev <b>D</b>		
www.fci.com		cat. no.	-		Product - Customer Drw	sheet 3 of 5		

PART NUMBER (HALOGEN FREE) SEE NOTE 11 AND 16	"DIM L" LENGTH (Meters)	"DIM M" (mm)	AWG
10112041-2005HLF	0.5	17.3	30
10112041-2010HLF	1.0	17.3	30
10112041-2015HLF	1.5	17.3	30
10112041-2020HLF	2.0	17.3	30
10112041-2025HLF	2.5	17.3	30
10112041-2030HLF	3.0	17.3	30
10112041-2040HLF	4.0	17.3	30
10112041-3010HLF	1.0	17.3	28
10112041-3015HLF	1.5	17.3	28
10112041-3020HLF	2.0	17.3	28
10112041-3025HLF	2.5	17.3	28
10112041-3030HLF	3.0	17.3	28
10112041-3035HLF	3.5	17.3	28
10112041-3040HLF	4.0	17.3	28
10112041-3045HLF	4.5	17.3	28
10112041-3050HLF	5.0	17.3	28
10112041-3060HLF	6.0	17.3	28
10112041-4020HLF	2.0	20.1	26
10112041-4025HLF	2.5	20.1	26
10112041-4030HLF	3.0	20.1	26
10112041-4035HLF	3.5	20.1	26
10112041-4040HLF	4.0	20.1	26
10112041-4045HLF	4.5	20.1	26
10112041-4050HLF	5.0	20.1	26
10112041-4055HLF	5.5	20.1	26
10112041-4060HLF	6.0	20.1	26
10112041-4065HLF	6.5	20.1	26
10112041-4070HLF	7.0	20.1	26
10112041-4080HLF	8.0	20.1	26

PART NUMBER (HALOGEN FREE) SEE NOTE 11 AND 16	"DIM L" LENGTH (Meters)	"DIM M" (mm)	AWG
10112041-5030HLF	3.0	20.1	24
10112041-5035HLF	3.5	20.1	24
10112041-5040HLF	4.0	20.1	24
10112041-5045HLF	4.5	20.1	24
10112041-5050HLF	5.0	20.1	24
10112041-5055HLF	5.5	20.1	24
10112041-5060HLF	6.0	20.1	24
10112041-5065HLF	6.5	20.1	24
10112041-5070HLF	7.0	20.1	24
10112041-5075HLF	7.5	20.1	24
10112041-5080HLF	8.0	20.1	24
10112041-5085HLF	8.5	20.1	24
10112041-5090HLF	9.0	20.1	24
10112041-5095HLF	9.5	20.1	24
10112041-5100HLF	10.0	20.1	24

### HALOGEN FREE CABLE ASSEMBLY PART NUMBERS



Copyright FCI.

dr	Deborah Ingram	2010/05/07	projection 	mm 	size	A3	scale	1:2
eng	Tom Feng	2015/08/12			ecn no	ELX-N-21649-1		
chr	-	-			rel level	Released		
appr	Frank Mao	2015/08/12			product family	C&A		
		FINAL ASSEMBLY (PASSIVE) MSAS HD 4X ASSEMBLY (3Gb/s - 6Gb/s)			dwg no 10112041	rev D		
<a href="http://www.fci.com">www.fci.com</a>		cat. no.	-		Product - Customer Drw	sheet 4 of 5		

PRODUCT NUMBER	DESCRIPTION	NOTES
10112041-XXXXLF	NON-HF	SEE SHT. 3
10112041-XXXXHLF	HALOGEN FREE (H)	SEE SHT. 4

NOTES CONTINUED:


-  15. EEPROM INFORMATION REFER TO FCI LATEST PRODUCT SPEC. GS-12-651.
-  16. CABLE IS OPTIONAL, WHICH HAD BEEN QUALIFIED BY FCI AND MEET FCI PRODUCT SPEC. GS-12-651.


NOTES:

1 - MATERIAL:  
 BACK SHELLS: ZINC ALLOY/ COPPER UNDERPLATE/ NICKEL OVERPLATE  
 PULL TAB: THERMOPLASTIC POLYMER  
 LATCH : STAINLESS STEEL  
 FERRULE: BRASS  
 EMI SKIRT: STAINLESS STEEL  
 LOCTITE  
 PADDLE CARD: PRINTED CIRCUIT SUBSTRATE  
 HEAT SHRINK TUBE: HIGH POLYMER

 2 - THIS PRODUCT MEETS THE RESTRICTION OF HAZARDOUS SUBSTANCES IN ELECTRICAL AND ELECTRONIC EQUIPMENT (ROHS) DIRECTIVE (2011/65/EU)

 3. THIS DIMENSION IS A FINISHED PRODUCT LENGTH.

 4- UNLESS OTHERWISE SPECIFIED ASSEMBLED LENGTH TOLERANCE IS TO BE:  
 "DIM L" < 1 METER = ±25mm  
 "DIM L" 1 METER TO 10 METERS = ± 2% OF "DIM L"  
 "DIM L" > 10 METERS = +0.00/-4% OF "DIM L"

 5- LABEL DETAILS:  
 MANUFACTURER CODE OR NAME COUNTRY OF ORIGIN  
 FCI P/N  
 FCI CUSTOMER DRAWING REVISION  
 FCI SERIAL NUMBER  
 BAR CODE OF SERIAL NUMBER

FONT SHALL BE CLEARLY VISIBLE AND BLACK IN COLOR.

 6- ALL CABLE ASSEMBLIES SHALL BE 100% TESTED FOR CONTINUITY AS DEFINED IN WIRING LIST.

 7. PLACE A CABLE TIE EVERY 0.5 METER ON ALL ASSEMBLIES, UNLESS OTHERWISE SPECIFIED. IN CASE OF 0.5 METER CABLE ASSEMBLY, CABLE TIE IS TO BE APPLIED AT THE MIDWAY POINT.

8 - OTHER TESTING PERFORMED AS REQUIRED BY PRODUCT SPECIFICATION: GS-12-651.

 9 - PACKAGING OF LEAD FREE PRODUCTS MEETS LABELING AND PACKAGING PER SPECIFICATION GS-14-920. PACKAGE CABLE ASSEMBLIES PER GS-14-1272. DUST COVERS ARE TO BE ASSEMBLED PRIOR TO PACKAGING. FCI PACKAGE TRACKING BAG LABEL IS ONLY FOR REFERENCE.

10. A "△" SYMBOL WILL BE NEXT TO ANY DIMENSION, VIEW, OR NOTE WHICH HAS BEEN MODIFIED WITH THE CURRENT DRAWING REVISION. THE CURRENT REVISION WILL BE SHOWN IN THE SYMBOL.

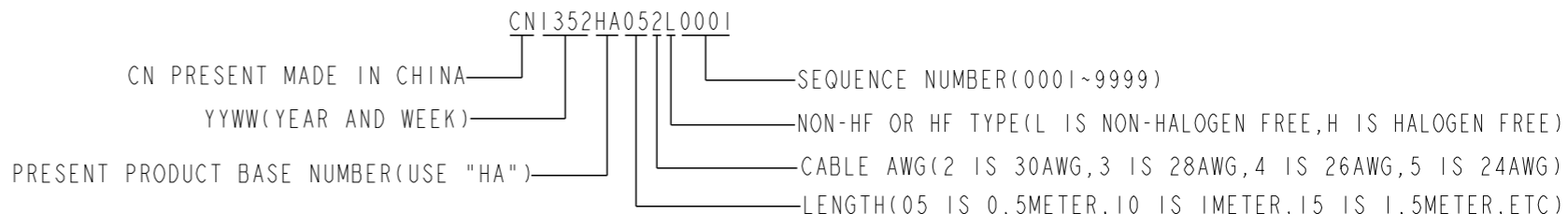
 11. "H" PRODUCT NUMBERS DESIGNATE THE USE OF HALOGEN FREE RAW CABLE.

 12. HALOGEN FREE RAW CABLE CAN BE USED AS A SUBSTITUTE ON NON-HF PRODUCT NUMBERS.

13. MEETS ELECTRICAL REQUIREMENTS OF SAS 2.1.

14. MATES WITH SERIES: 10112626 or 10112627 or 10112628

FCI SERIAL NUMBER IS ONLY USED FOR TRACKING PRODUCT,DETAIL IS AS BELOW :



CABLE LABEL EXAMPLE:



dr	Deborah Ingram	2010/05/07	projection	mm	size	A3	scale	1:2
eng	Tom Feng	2015/08/12			ecn no	ELX-N-21649-1		
chr	-	-	product family	C&A	rel level	Released		
appr	Frank Mao	2015/08/12			www.fci.com	cat. no.	-	Product - Customer Drw
FCI			FINAL ASSEMBLY (PASSIVE)		dwg no	10112041		rev
			MSAS HD 4X ASSEMBLY (3Gb/s - 6Gb/s)					D



Copyright FCI.

Компания «Life Electronics» занимается поставками электронных компонентов импортного и отечественного производства от производителей и со складов крупных дистрибьюторов Европы, Америки и Азии.

С конца 2013 года компания активно расширяет линейку поставок компонентов по направлению коаксиальный кабель, кварцевые генераторы и конденсаторы (керамические, пленочные, электролитические), за счёт заключения дистрибьюторских договоров

Мы предлагаем:

- Конкурентоспособные цены и скидки постоянным клиентам.
- Специальные условия для постоянных клиентов.
- Подбор аналогов.
- Поставку компонентов в любых объемах, удовлетворяющих вашим потребностям.
- Приемлемые сроки поставки, возможна ускоренная поставка.
- Доставку товара в любую точку России и стран СНГ.
- Комплексную поставку.
- Работу по проектам и поставку образцов.
- Формирование склада под заказчика.
- Сертификаты соответствия на поставляемую продукцию (по желанию клиента).
- Тестирование поставляемой продукции.
- Поставку компонентов, требующих военную и космическую приемку.
- Входной контроль качества.
- Наличие сертификата ISO.

В составе нашей компании организован Конструкторский отдел, призванный помогать разработчикам, и инженерам.

Конструкторский отдел помогает осуществить:

- Регистрацию проекта у производителя компонентов.
- Техническую поддержку проекта.
- Защиту от снятия компонента с производства.
- Оценку стоимости проекта по компонентам.
- Изготовление тестовой платы монтаж и пусконаладочные работы.



Тел: +7 (812) 336 43 04 (многоканальный)  
Email: [org@lifeelectronics.ru](mailto:org@lifeelectronics.ru)