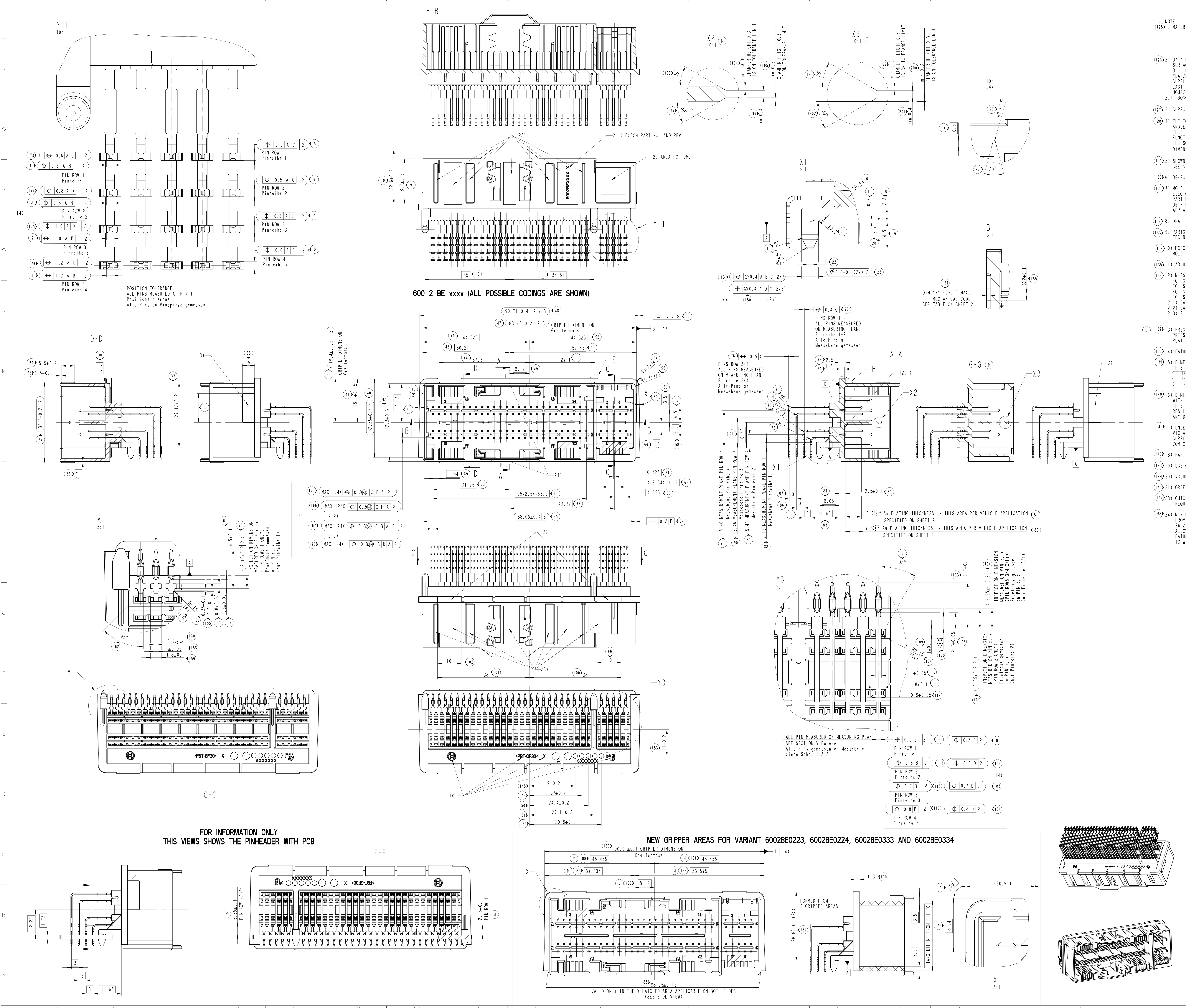
Y1 10:1
B-B
600 2 BE xxxx (ALL POSSIBLE CODINGS ARE SHOWN)
2.1) BOSCH PART NO. AND REV.
2) AREA FOR DMC
PIN ROW 1 Pinreihe 1
PIN ROW 2 Pinreihe 2
PIN ROW 3 Pinreihe 3
PIN ROW 4 Pinreihe 4
POSITION TOLERANCE
ALL PINS MEASURED AT PIN TIP
Positionstoleranz
Alle Pins an Pinspitze gemessen
X2 10:1
X3 10:1
CHAMFER HEIGHT 0.3 IS ON TOLERANCE LIMIT
E 10:1 (4x)
X1 5:1
B 5:1
DIM."X" (0-0.7 MAX.)
MECHANICAL CODE
SEE TABLE ON SHEET 2
D-D
A-A
G-G
GRIPPER DIMENSION
Greifermass
PINS ROW 1+2
ALL PINS MEASURED ON MEASURING PLANE
Pinreihe 1+2
Alle Pins an Messebene gemessen
PINS ROW 3+4
ALL PINS MEASURED ON MEASURING PLANE
Pinreihe 3+4
Alle Pins an Messebene gemessen
15.46 MEASUREMENT PLANE PIN ROW 4
12.46 MEASUREMENT PLANE PIN ROW 3
5.46 MEASUREMENT PLANE PIN ROW 2
2.15 MEASUREMENT PLANE PIN ROW 1
6.7 Au PLATING THICKNESS IN THIS AREA PER VEHICLE APPLICATION SPECIFIED ON SHEET 2
7.3 Au PLATING THICKNESS IN THIS AREA PER VEHICLE APPLICATION SPECIFIED ON SHEET 2
A 5:1
INSPECTION DIMENSION MEASURED ON PIN x, x (PIN ROWS 3/4 ONLY)
Pruefmass gemessen an Pin x, x (nur Pinreihe 1)
C-C
Y3 5:1
ALL PIN MEASURED ON MEASURING PLAN SEE SECTION VIEW A-A
Alle Pins gemessen an Messebene siehe Schnitt A-A
FOR INFORMATION ONLY
THIS VIEWS SHOWS THE PINHEADER WITH PCB
F-F
PIN ROW 2/3/4
PIN ROW 1
NEW GRIPPER AREAS FOR VARIANT 6002BE0223, 6002BE0224, 6002BE0333 AND 6002BE0334
90.91±0.1 GRIPPER DIMENSION Greifermass
FORMED FROM 2 GRIPPER AREAS
TANGENTLINE FROM R 1.70
88.05±0.15
VALID ONLY IN THE X HATCHED AREA APPLICABLE ON BOTH SIDES (SEE SIDE VIEW)
X 5:1
PBT-GF30
SXXXXXX

NOTE:

(125) 1) MATERIAL: BASF ULTRADUR B 4300 G6
PER DAIMLER SPEC DBL 8585
PER CHRYSLER SPEC MS-DB400 CPN 2252
COLOR: ZINO YELLOW SIMILAR TO RAL1018
REGRIND 10% MAX., SPRUE RECIRCULATION.

(126) 2) DATA MATRIX CODE
SURFACE IN THIS AREA ACC. TO VDI 3400 24
Data Matrix Code (22-digits)
YEAR/MONTH/DAY (6 DIGITS)
SUPPLIER CODE (8 DIGITS)
LAST 4 BOSCH NO. (4 DIGITS)
HOUR/ MINUTES (4 DIGITS)
2.1) BOSCH PART NO. AND REV. LASER LETTERING.

(127) 3) SUPPORT AREAS FOR GRIPPER (▱ 0.1 | 2)

(128) 4) THE TOLERANCES NOT SHOWN SHOULD BE ACCORDING TO DIN 16901-130 FOR ALL LINEAR DIMENSIONS, ANGLE, FORM AND POSITIONAL TOLERANCES ACCORDING TO DIN ISO 2768-mH.
THIS PRINT ONLY SHOWS DIMENSIONS THAT ARE ESSENTIAL TO THE FUNCTION OF THE PART! THEREFORE THE PART MUST BE DEVELOPED FROM THE SOLID MODELL PC10559303 . SOLID MODEL TO BE CONSIDERED BASIC. ALL NON DIMENSIONED FEATURES ⌓ 1 A B C

(129) 5) SHOWN IS THE COMPLETE ASSEMBLY OF THE PINS, CODINGS AND GRIPPER AREA VARIANTS
SEE SHEET 2 FOR PIN POPULATION, KEY CODING OPTIONS AND GRIPPER AREA VARIANTS

(130) 6) DE-POPULATED PIN CAVITIES SEE SHEET 2.

(131) 7) MOLD SEPARATION MISMATCH MAX. 0.10
EJECTOR MARKS FLUSH OR 0.2mm MAX BELOW THE SURFACE.
PART MUST BE FREE OF TOOL MARKS OR FLASHINGS WHICH MAY BE DETRIMENTAL TO THE SATISFACTIORY ASSEMBLY, SAFE HANDLING APPEARENCE OR FUNCTION.

(132) 8) DRAFT ANGLES TO BE MEASURED WITHIN THE TOLERANCE

(133) 9) PARTS MUST BE FREE OF GREASE, SIZE OF FOREIGN PARTICLES ACCORDING TO TECHNICAL CLEANLINESS SPECIFICATION PV 1 279 921 533 AND APPENDIX 1 279 921 538

(134) 10) BOSCH FIGURE BRAND / MATERIAL DESCRIPTION
MOLD DESCRIPTION / DATE OF PRODUCTION / MANUFACTURER LOGO TYPE PER BOSCH NORM N41A

(135) 11) ADJUSTMENT OF THE PARTS DURING MEASUREMENT BY REFERENCES 'A' 'B' 'C'

(136) 12) MISSING DIMENSION AND INFORMATION FOR THE MATING INTERFACE GEOMETRY REFER TO:
FCI SPECIFICATION NO. PCC0660557 REV. B - 104 WAY INTERFACE DAIMLER
FCI SPECIFICATION NO. PCC0660582 REV. A - 20 WAY INTERFACE DAIMLER
FCI SPECIFICATION NO. PCC0633187 REV. C - 104 WAY INTERFACE CHRYSLER
FCI SPECIFICATION NO. PCC0633189 REV. C - 20 WAY INTERFACE CHRYSLER
12.1) DATUMPLANE FOR INTERFACES
12.2) DATUM PLANE REFERENCES SEE INTERFACE DRAWINGS
12.3) PIN NO1 SEE SHEET 2
Pin nummer 1. siehe Blatt 2

(M) (137) 13) PRESSFIT ZONE ACC. TO DRAWING NO. 9 909 00 53
PRESS FIT PIN CONTACT MATERIAL CuSn4
PLATING: MATING SIDE Ni/Au / PRESSFIT SIDE Ni 1.3-2.2µm, Sn FLASH 0.2-0.45µm

(138) 14) DATUM PLANE B AND D IS DEPENDENT ON THE VARIANTS CHRYSLER OR DAIMLER.

(139) 15) DIMENSION AND/ OR CHARACTERISTIC REQUIRES MEASUREMENT OR ATTRIBUTE DATA
THIS INFORMATION SHALL BE REFLECTED IN THE SUPPLIER CONTROL PLAN
1 CpK =1.33
2 INSPECTION
3 STRESS RELIEVING

(140) 16) DIMENSIONS IDENTIFIED BY THE STRESS RELIEVING SYMBOL TO MEET SPECIFIED VALUES WITHIN THE TOLERANCE LIMITS BEFORE AND AFTER STRESS RELIEVING FOR 24 HOURS AT 115°C.
THIS TEST TO BE CONDUCTED AT PPAP AT BOSCH SPECIFIED INTERVALS ON 3 PIECES PER CAVITY.
RESULTING INSPECTION VALUES WILL NOT REQUIRE PROCESS CAPABILITY.
ANY DEVIATIONS TO THE SPECIFIED LIMITS WILL REQUIRE APPROVAL FROM BOSCH ENGINEERING.

(141) 17) UNLESS OTHERWISE SPECIFIED, MATERIALS USED IN PRODUCTION OF THIS COMPONENT MUST NOT VIOLATE BOSCH RESTRICTED MATERIALS LIST AS DOCUMENTED IN BOSCH NORM N2580.
SUPPLIERS ARE ALSO REQUIRED TO PROVIDE A FULL IMDS DISCLOSURE TO DOCUMENT SUBSTANCE COMPOSITION OF THEIR COMPONENTS.

(142) 18) PART MUST BE FREE FROM VOIDS

(143) 19) USE OF MOLD RELEASE AGENTS NOT PERMITTED

(144) 20) VOLUME OF PART: 24cm³

(145) 21) ORDER SPECIFICATION: 2 269 915 583

(147) 23) CUTOUT AGAINST MATERIAL ACCUMULATION ACCORDING TO SUPPLIER REQUIREMENTS

(168) 24) MINIMUM ALLOWABLE DISTANCE AT PT1 FROM DATUM A TO BE NO LESS THAN 26.20mm DUE TO WRAP. MINIMUM ALLOWABLE DISTANCE AT PT2 FROM DATUM A TO BE LESS THAN 5.30 DUE TO WRAP.

(202) LAST DIMENSION NUMBER

ECN-NO. ECN-NUMMER	POSITION POSITION	CHANGE DESCRIPTION AENDERUNGSBESCHREIBUNG
799/10	A-C/20	ADDED TEXT "PIN ROW 2/3/4" TO THE DIM 3.35±0.1
	A-C/16	ADDED DIM 2.15±0.1 WITH TEXT "PIN ROW 1"
	A-C/ 11-15	ADDED NEW BASIC DIMENSION 45.455, 37.335, 8.12, 45.455, 53.575 WITH DIM NO 188, 189, 190, 191, AND 192 RESPECTIVELY
	L-M/7-8	NEW SECTION VIEW G-G ADDED
	R/9-13	NEW DETAIL VIEW X2, X3 ADDED
	N/1-5	NOTE13) "DELETE PRESSFIT REV C"

PRODUCT SPEC. / PRODUKT-SPEZ.: -
PACKAGING SPEC. / VERPACKUNGS-SPEZ.: -
APPLICATION SPEC. / ANWENDUNGS-SPEZ.: -

THIS DRAWING AND ALL OTHER INFORMATION CONTAINED THEREIN IS PROPRIETARY AND THE PROPERTY OF FCI.This drawing may not be copied, reproduced or disclosed to any third party without the expressed written permission of FCI. © FCI April 1999

DIESE ZEICHNUNG U. ALLE ENTHALTENEN INFORMATIONEN SIND EIGENTUM VON FCI. Diese Zeichnung darf weder kopiert, noch in irgendeiner Form reproduziert, gespeichert oder Dritten ohne ausdruckliche, schriftliche Genehmigung zugaenglich gemacht werden. © FCI April 1999

TOLERANCES / TOLERANZEN: SEE NOTES -
MATERIAL : / MATERIAL : SEE NOTES
SURFACE FINISH / OBERFLAECHE: SEE NOTES
COUNTERPART No. / GEGENSTUECK-Nr.: --
COLOUR : / FARBE : --
DO NOT MEASURE DRAWING / ZEICHNUNG NICHT VERMESSEN
TOOL NO. / WERKZEUG-Nr.: --
ECO Loc. Code / STANDORT CODE: GN
ISO PROJECTION / ISO PROJEKTION
DIMENSION IN MILLIMETERS / BEMASSUNG IN MILLIMETER
CAD SYSTEM: pro / eng.
DWG SIZE / FORMAT: A0

	DATE DATUM	NAME NAME
CREATED BY ERSTELLT	2008/02/27	Markus WINKLER
MODIFIED BY GEAENDERT	2010/12/02	Alec MASHAIRE
CHECKED BY GEPRUEFT	2010/12/02	Josef KOINER
APPROVED BY GENEHMIGT	2010/12/02	Michael BRANDL

TITLE / BENENNUNG: **124 WAY PIN HEADER**
PROJECT / PROJEKT: **124 WAY PINHEADER AB 10**
ESR NO. / ESR-NUMMER: EU-075697
CAT. NO. / KATALOG-Nr.: --
FILE NAME / DOK.-NAME: PCC0560428
DOCUMENT UNDER PDS CONTROL NO MODIFICATION ALLOWED OUTSIDE
DOKUMENT IST IM PDS VERWALTET AENDERUNG AUSSERHALB NICHT ERLAUBT
DRAWING NUMBER / ZEICHN.-NUMMER: PCC0560428
REV. / INDEX: M
STATE / STATUS: SERIAL RELEASED
PART NUMBER / TEILENUMMER: See Table
REV. / INDEX: -
APPROVAL LEVEL / FREIGABESTUFE: -
SHEET / BLATT: 1 of / von 2
SCALE / M: 2:1

Chrysler

Daimler

CODING A / POPULATED 70
VARIANT CONN_VI
PIN CAVITY: CLOSED
BOSCH PART NUMBER: 6002BE0212
FCI PART NUMBER: F382200
Au PLATING THICKNESS 0.5μm MIN.

Mechanical Code For Header	V	IV	III	II	I
CODE STATUS	0	0	0	0	1
Dim 'X'	0	0	0	0	0.7

FCI Mating Component Part No.	Description	Key Code
F847100 F577100 F477100	104 Way Terminal Carrier Holder and Wire Dress Cover with Lever 52 Way Terminal Carrier Left 52 Way Terminal Carrier Right	A
F767100 F067100	20 Way Terminal Carrier Holder with CPA 20 Way Terminal Carrier	A

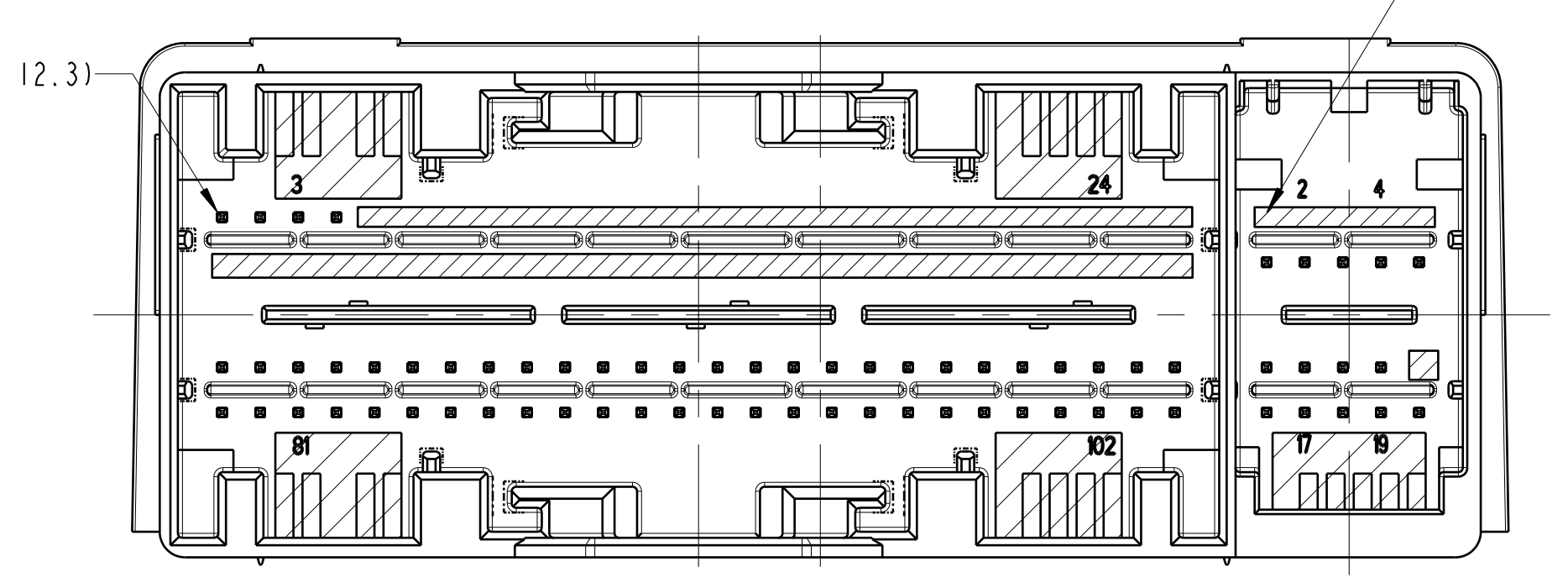

CODING A / POPULATED 86
VARIANT CONN_CMAX
PIN CAVITY: CLOSED
BOSCH PART NUMBER: 6002BE0222
FCI PART NUMBER: F537200
Au PLATING THICKNESS 0.5μm MIN.

Mechanical Code For Header	V	IV	III	II	I
CODE STATUS	0	0	1	0	1
Dim 'X'	0	0	0.7	0	0.7

FCI Mating Component Part No.	Description	Key Code
F847100 F577100 F477100	104 Way Terminal Carrier Holder and Wire Dress Cover with Lever 52 Way Terminal Carrier Left 52 Way Terminal Carrier Right	A
F767100 F067100	20 Way Terminal Carrier Holder with CPA 20 Way Terminal Carrier	A

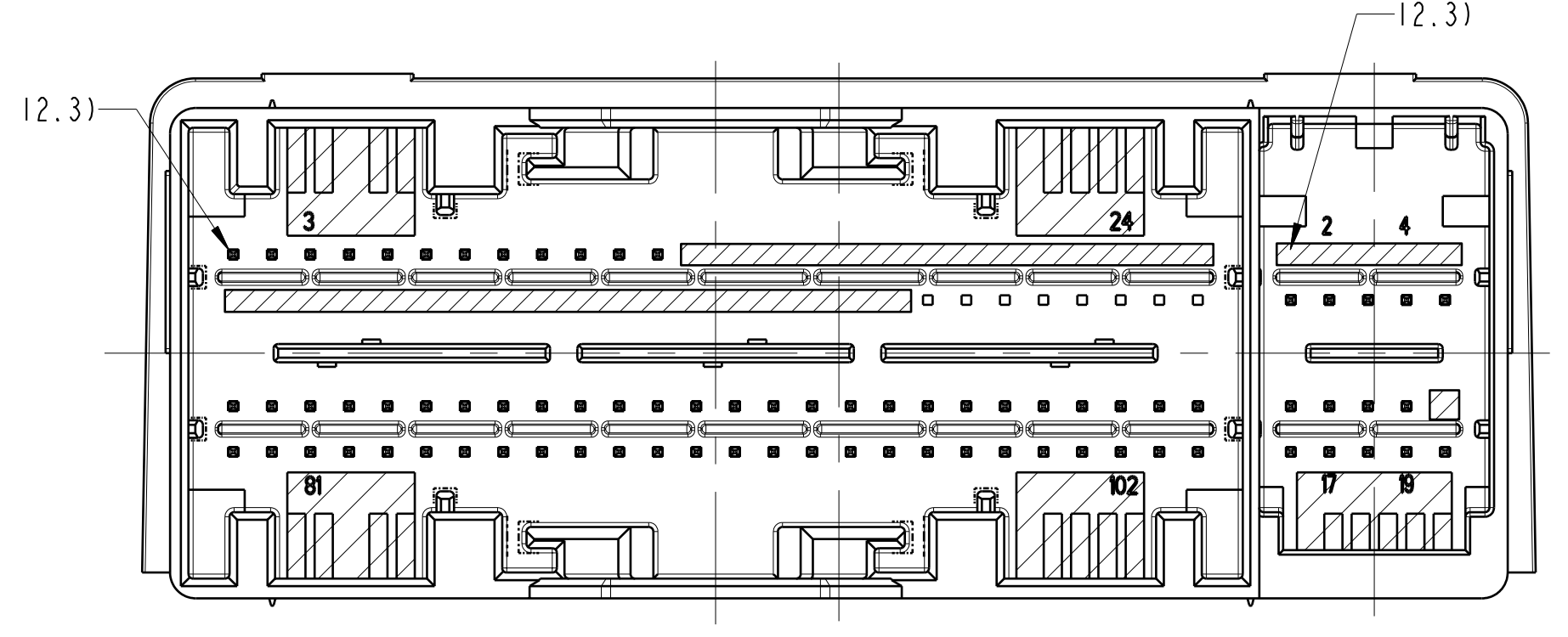

CODING B / POPULATED 77
VARIANT CONN_V2
PIN CAVITY: OPEN
BOSCH PART NUMBER: 6002BE0223
FCI PART NUMBER: F937200
Au PLATING THICKNESS 0.8μm MIN.

NEW GRIPPER AREAS ADDED FOR THIS VARIANT

Mechanical Code For Header	V	IV	III	II	I
CODE STATUS	0	1	0	0	1
Dim 'X'	0	0.7	0	0	0.7

FCI Mating Component Part No.	Description	Key Code
F145600 F135600 F235600	104 Way Terminal Carrier Holder and Wire Dress Cover with Lever 52 Way Terminal Carrier Left 52 Way Terminal Carrier Right	B
F047100 F937100	20 Way Terminal Carrier Holder with CPA 20 Way Terminal Carrier	A

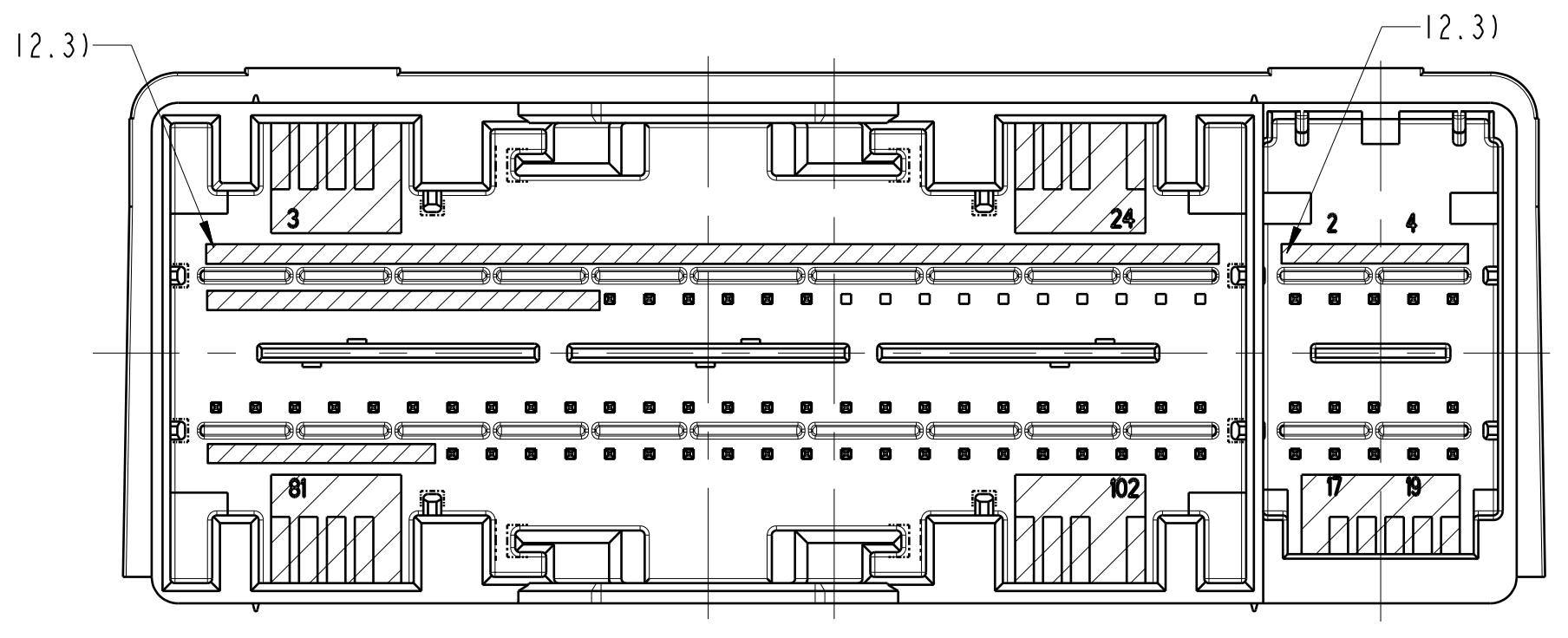

CODING B / POPULATED 70
VARIANT CONN_VI
PIN CAVITY: CLOSED
BOSCH PART NUMBER: 6002BE0235
FCI PART NUMBER: F482200
Au PLATING THICKNESS 0.5μm MIN.

Mechanical Code For Header	V	IV	III	II	I
CODE STATUS	0	0	0	1	0
Dim 'X'	0	0	0	0.7	0

FCI Mating Component Part No.	Description	Key Code
F947100 F577100 F477100	104 Way Terminal Carrier Holder and Wire Dress Cover with Lever 52 Way Terminal Carrier Left 52 Way Terminal Carrier Right	B
F767100 F067100	20 Way Terminal Carrier Holder with CPA 20 Way Terminal Carrier	A

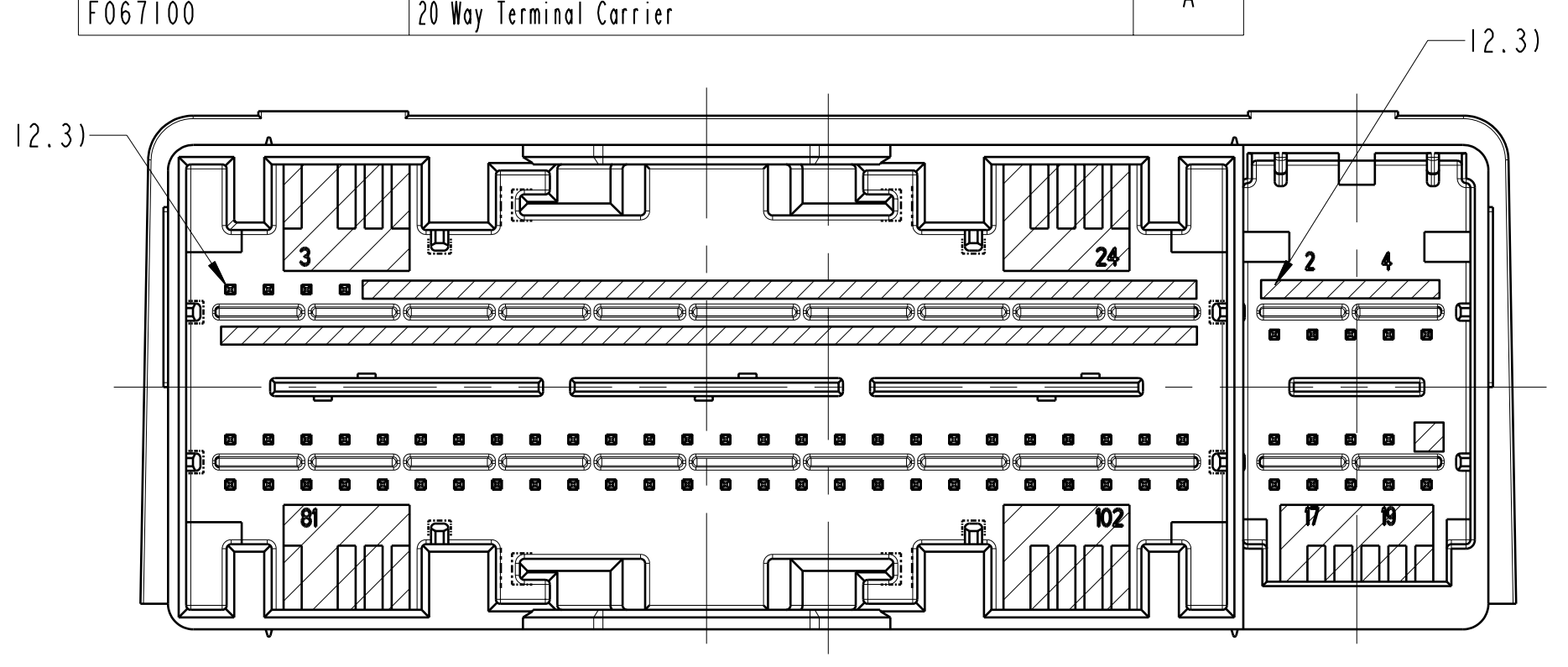

CODING B / POPULATED 86
VARIANT CONN_CMAX
PIN CAVITY: CLOSED
BOSCH PART NUMBER: 6002BE0238
FCI PART NUMBER: F637200
Au PLATING THICKNESS 0.5μm MIN.

Mechanical Code For Header	V	IV	III	II	I
CODE STATUS	0	0	1	1	0
Dim 'X'	0	0	0.7	0.7	0

FCI Mating Component Part No.	Description	Key Code
F947100 F577100 F477100	104 Way Terminal Carrier Holder and Wire Dress Cover with Lever 52 Way Terminal Carrier Left 52 Way Terminal Carrier Right	B
F767100 F067100	20 Way Terminal Carrier Holder with CPA 20 Way Terminal Carrier	A

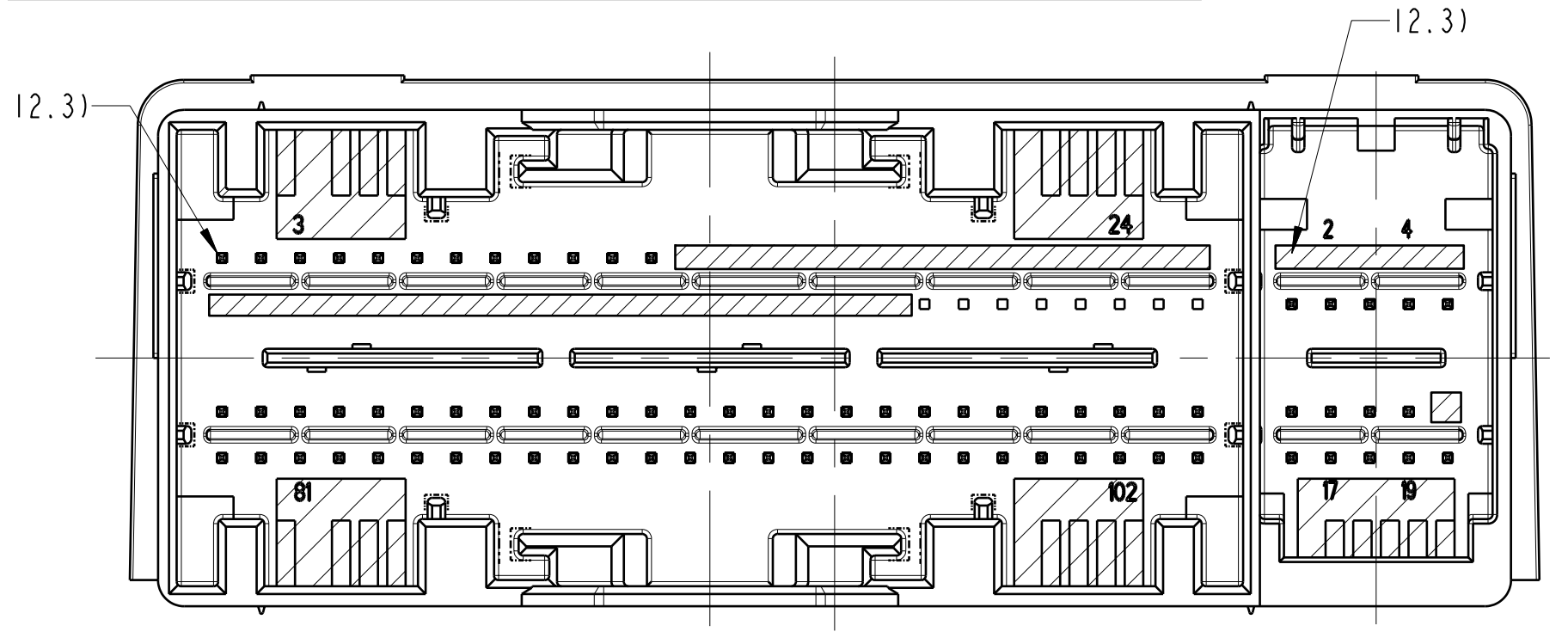

CODING A / POPULATED 111
VARIANT CONN_V5
PIN CAVITY: CLOSED
BOSCH PART NUMBER: 6002BE0226
FCI PART NUMBER: F447200
Au PLATING THICKNESS 0.5μm MIN.

Mechanical Code For Header	V	IV	III	II	I
CODE STATUS	0	1	1	0	0
Dim 'X'	0	0.7	0.7	0	0

FCI Mating Component Part No.	Description	Key Code
F847100 F577100 F477100	104 Way Terminal Carrier Holder and Wire Dress Cover with Lever 52 Way Terminal Carrier Left 52 Way Terminal Carrier Right	A
F767100 F067100	20 Way Terminal Carrier Holder with CPA 20 Way Terminal Carrier	A

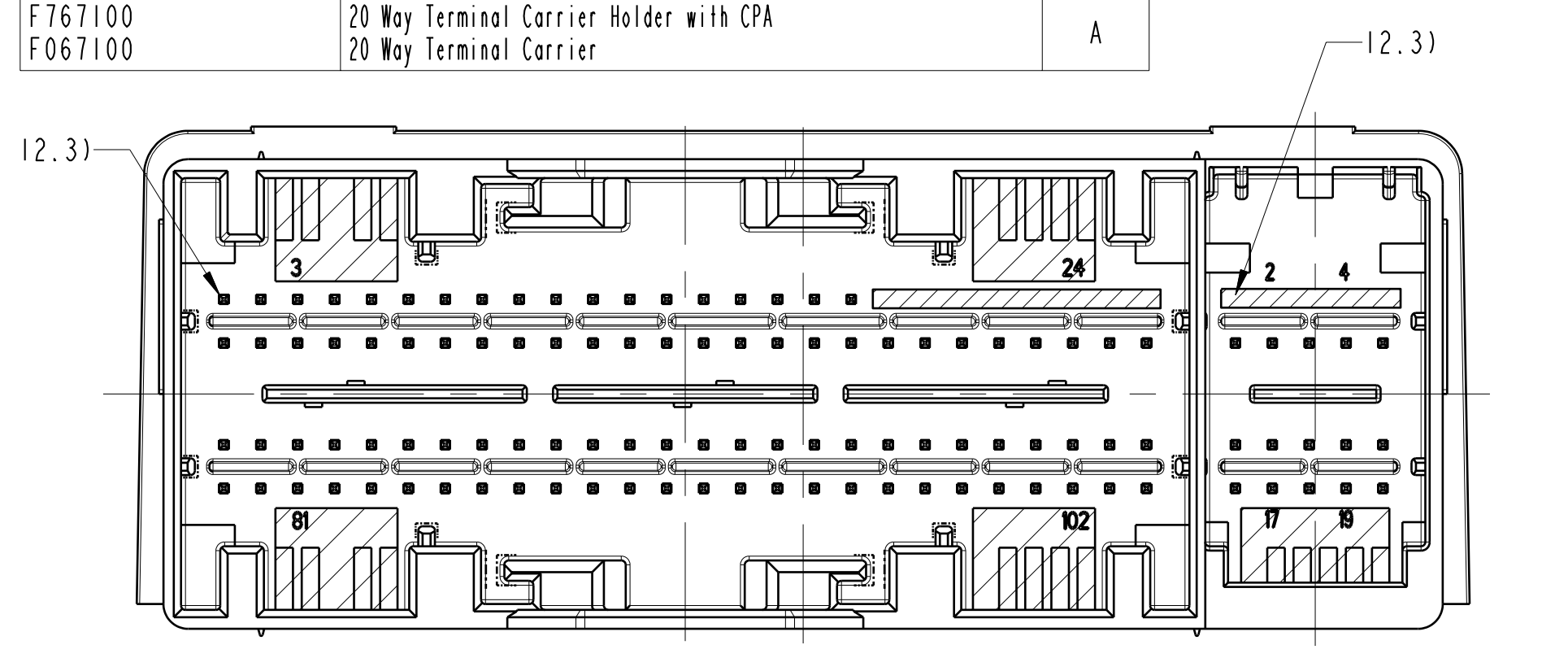

CODING C / POPULATED 93
VARIANT CONN_V3
PIN CAVITY: OPEN
BOSCH PART NUMBER: 6002BE0224
FCI PART NUMBER: F047200
Au PLATING THICKNESS 0.8μm MIN.

NEW GRIPPER AREAS ADDED FOR THIS VARIANT.

Mechanical Code For Header	V	IV	III	II	I
CODE STATUS	0	1	0	1	0
Dim 'X'	0	0.7	0	0.7	0

FCI Mating Component Part No.	Description	Key Code
F245600 F135600 F235600	104 Way Terminal Carrier Holder and Wire Dress Cover with Lever 52 Way Terminal Carrier Left 52 Way Terminal Carrier Right	C
F047100 F937100	20 Way Terminal Carrier Holder with CPA 20 Way Terminal Carrier	A

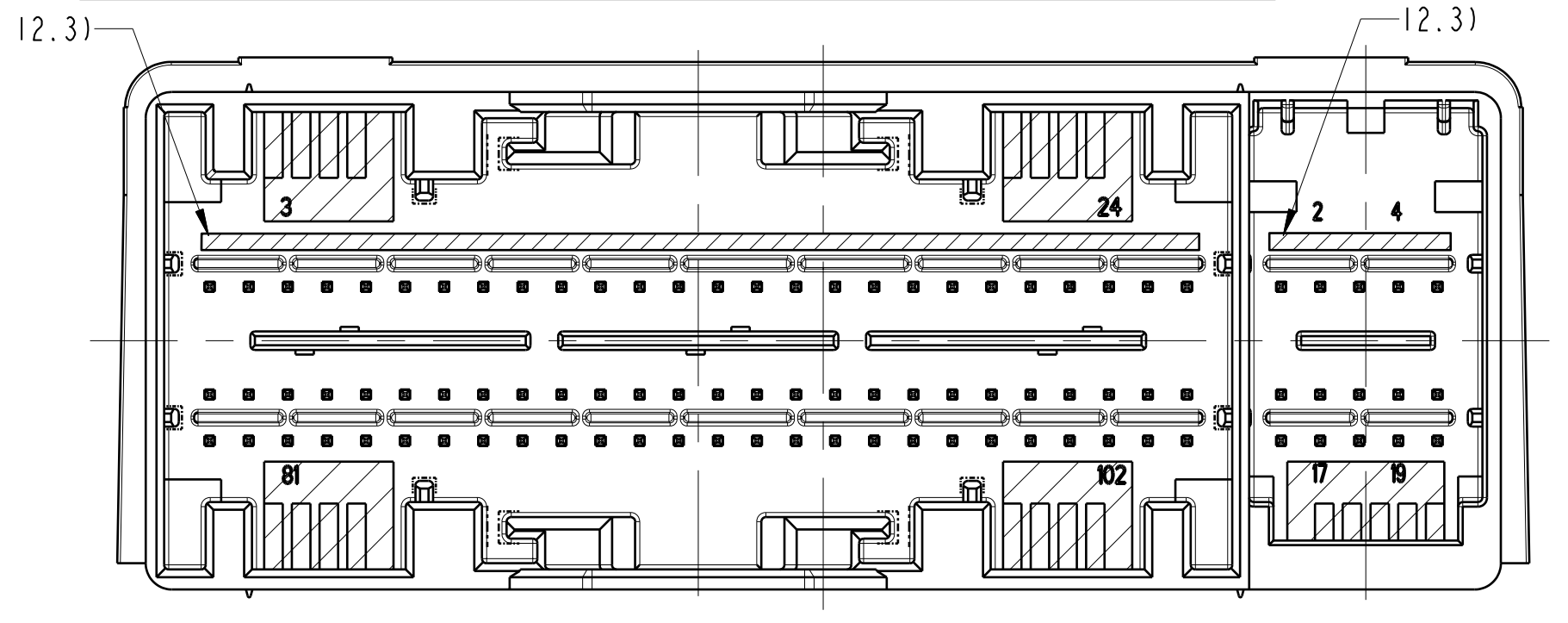

CODING A / POPULATED 101
VARIANT CONN_V4
PIN CAVITY: OPEN
BOSCH PART NUMBER: 6002BE0225
FCI PART NUMBER: F347200
Au PLATING THICKNESS 0.8μm MIN.

Mechanical Code For Header	V	IV	III	II	I
CODE STATUS	0	1	1	0	1
Dim 'X'	0	0.7	0.7	0	0.7

FCI Mating Component Part No.	Description	Key Code
F627100 F427100 F527100	104 Way Terminal Carrier Holder and Wire Dress Cover with Lever 52 Way Terminal Carrier Left 52 Way Terminal Carrier Right	A
F047100 F937100	20 Way Terminal Carrier Holder with CPA 20 Way Terminal Carrier	A

M

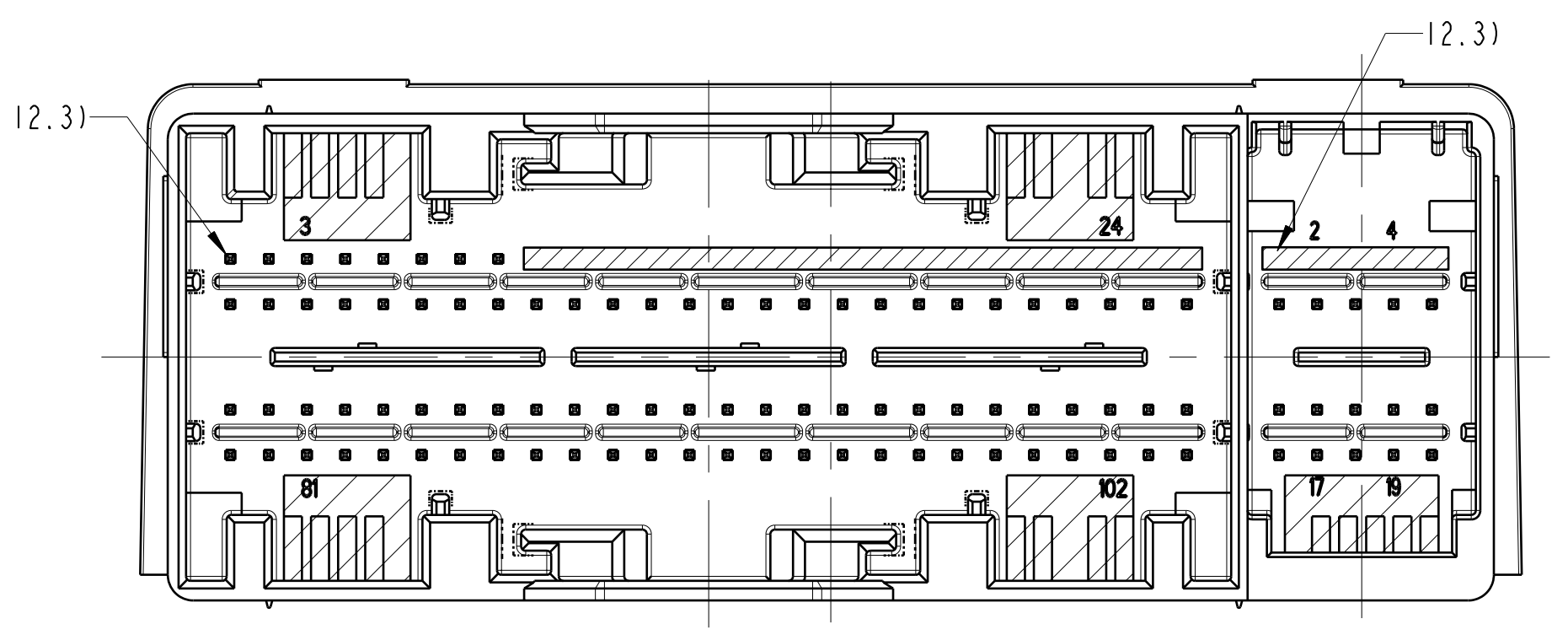

CODING C / POPULATED 70
VARIANT CONN_VI
PIN CAVITY: CLOSED
BOSCH PART NUMBER: 6002BE0236
FCI PART NUMBER: F337200
Au PLATING THICKNESS 0.5μm MIN.

Mechanical Code For Header	V	IV	III	II	I
CODE STATUS	0	0	0	1	1
Dim 'X'	0	0	0	0.7	0.7

FCI Mating Component Part No.	Description	Key Code
F057100 F577100 F477100	104 Way Terminal Carrier Holder and Wire Dress Cover with Lever 52 Way Terminal Carrier Left 52 Way Terminal Carrier Right	C
F767100 F067100	20 Way Terminal Carrier Holder with CPA 20 Way Terminal Carrier	A

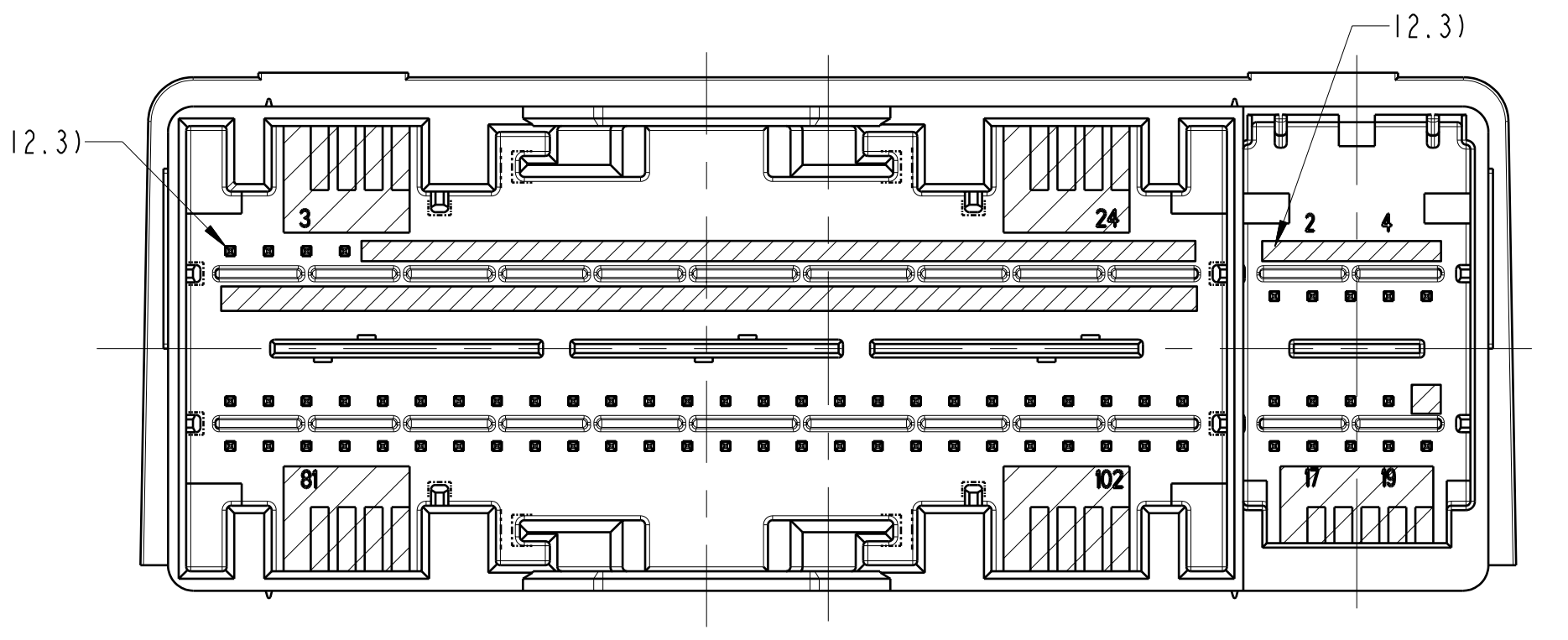

CODING C / POPULATED 86
VARIANT CONN_CMAX
PIN CAVITY: CLOSED
BOSCH PART NUMBER: 6002BE0239
FCI PART NUMBER: F737200
Au PLATING THICKNESS 0.5μm MIN.

Mechanical Code For Header	V	IV	III	II	I
CODE STATUS	0	0	1	1	1
Dim 'X'	0	0	0.7	0.7	0.7

FCI Mating Component Part No.	Description	Key Code
F057100 F577100 F477100	104 Way Terminal Carrier Holder and Wire Dress Cover with Lever 52 Way Terminal Carrier Left 52 Way Terminal Carrier Right	C
F767100 F067100	20 Way Terminal Carrier Holder with CPA 20 Way Terminal Carrier	A

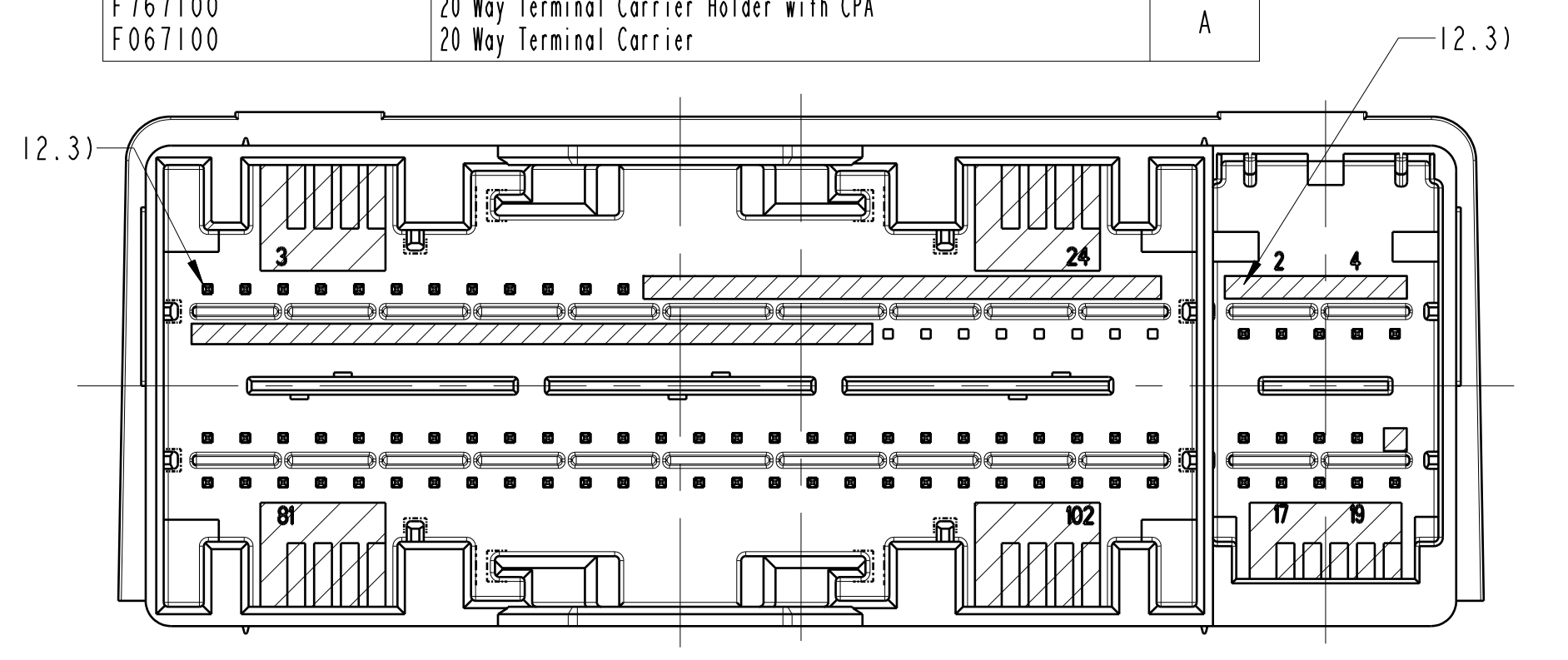

CODING A / POPULATED 111
VARIANT CONN_V5
PIN CAVITY: OPEN
BOSCH PART NUMBER: 6002BE0268
FCI PART NUMBER: F815300
Au PLATING THICKNESS 0.8μm MIN.

Mechanical Code For Header	V	IV	III	II	I
CODE STATUS	0	1	1	0	1
Dim 'X'	0	0.7	0.7	0	0.7

FCI Mating Component Part No.	Description	Key Code
F627100 F427100 F527100	104 Way Terminal Carrier Holder and Wire Dress Cover with Lever 52 Way Terminal Carrier Left 52 Way Terminal Carrier Right	A
F047100 F937100	20 Way Terminal Carrier Holder with CPA 20 Way Terminal Carrier	A

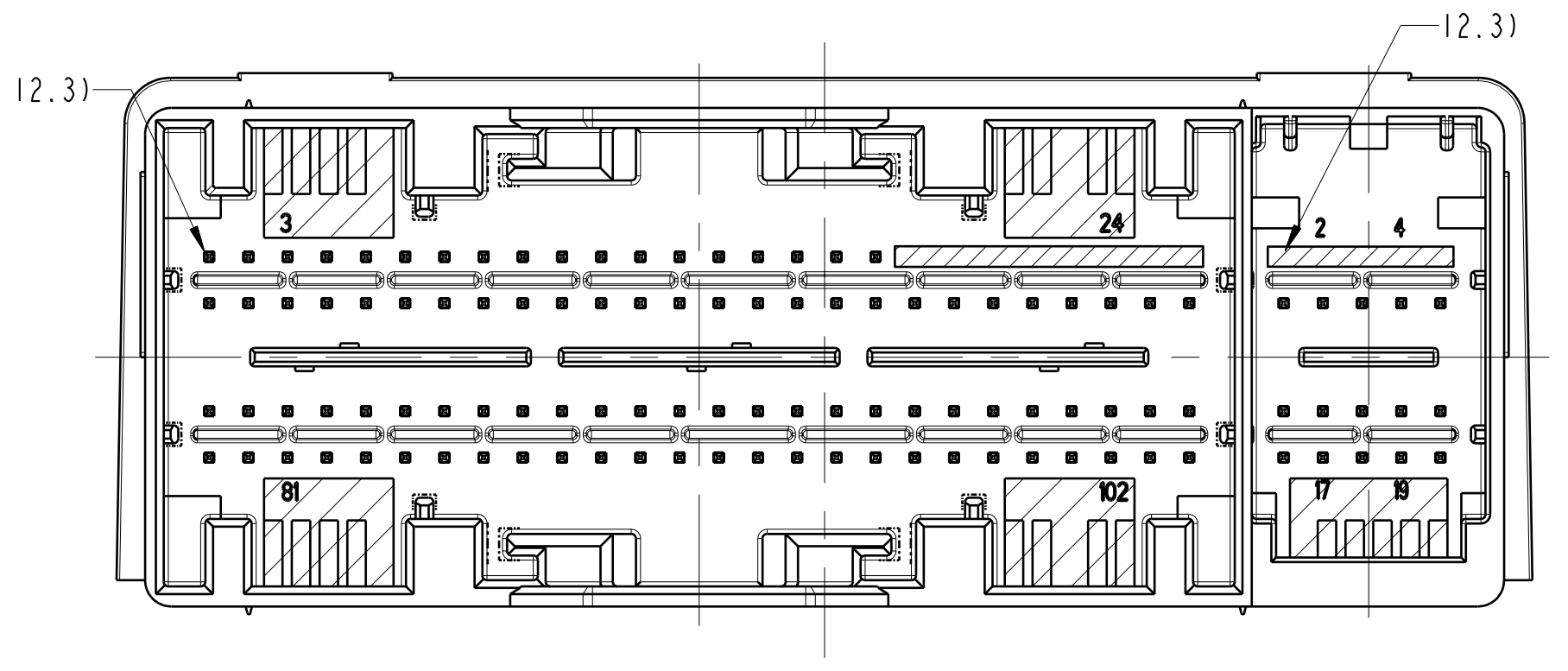

CODING D / POPULATED 101
VARIANT XXX
PIN CAVITY: OPEN
BOSCH PART NUMBER: 6002BE0333
FCI PART NUMBER: F669700
Au PLATING THICKNESS 0.8μm MIN.

NEW GRIPPER AREAS ADDED FOR THIS VARIANT.

Mechanical Code For Header	V	IV	III	II	I
CODE STATUS	0	1	1	1	0
Dim 'X'	0	0.7	0.7	0.7	0

FCI Mating Component Part No.	Description	Key Code
F927100 F427100 F527100	104 Way Terminal Carrier Holder and Wire Dress Cover with Lever 52 Way Terminal Carrier Left 52 Way Terminal Carrier Right	D
F047100 F937100	20 Way Terminal Carrier Holder with CPA 20 Way Terminal Carrier	A

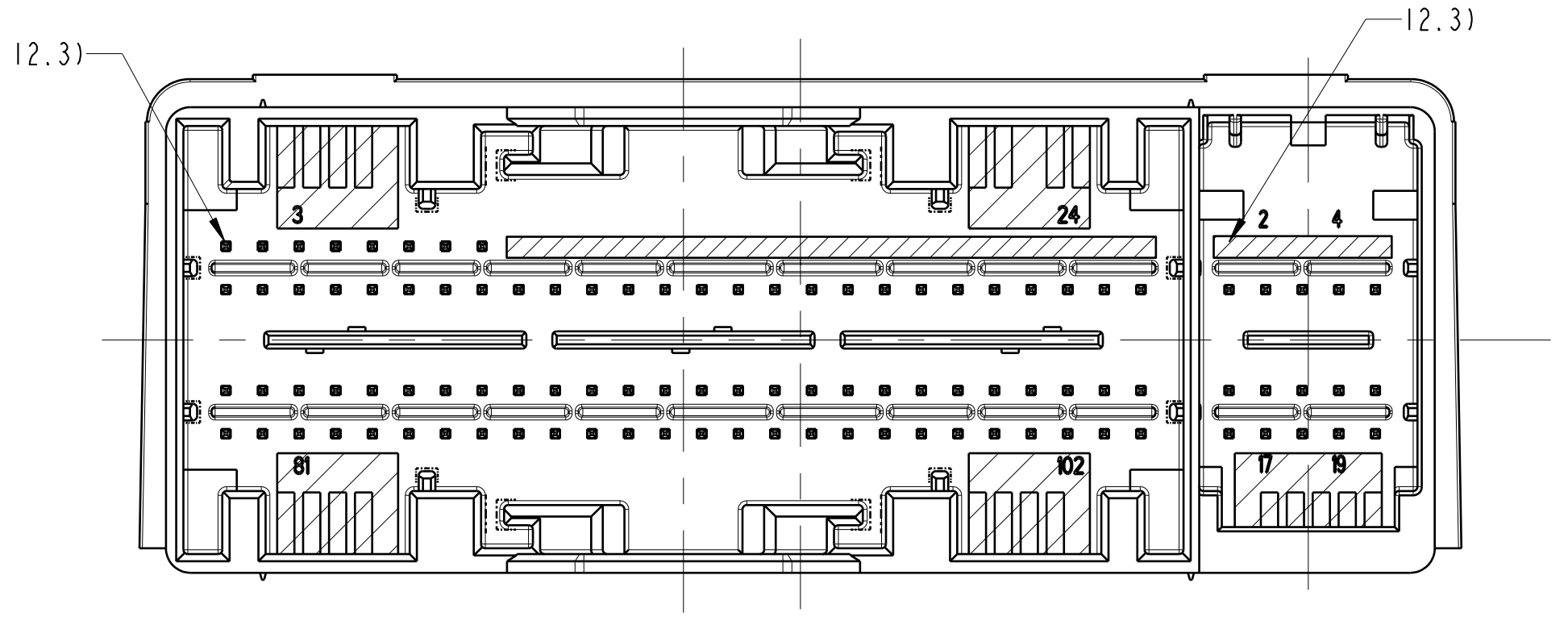

CODING B / POPULATED 101
VARIANT CONN_V4
PIN CAVITY: OPEN
BOSCH PART NUMBER: 6002BE0241
FCI PART NUMBER: F147200
Au PLATING THICKNESS 0.8μm MIN.

Mechanical Code For Header	V	IV	III	II	I
CODE STATUS	1	0	0	0	0
Dim 'X'	0.7	0	0	0	0

FCI Mating Component Part No.	Description	Key Code
F145600 F135600 F235600	104 Way Terminal Carrier Holder and Wire Dress Cover with Lever 52 Way Terminal Carrier Left 52 Way Terminal Carrier Right	B
F047100 F937100	20 Way Terminal Carrier Holder with CPA 20 Way Terminal Carrier	A

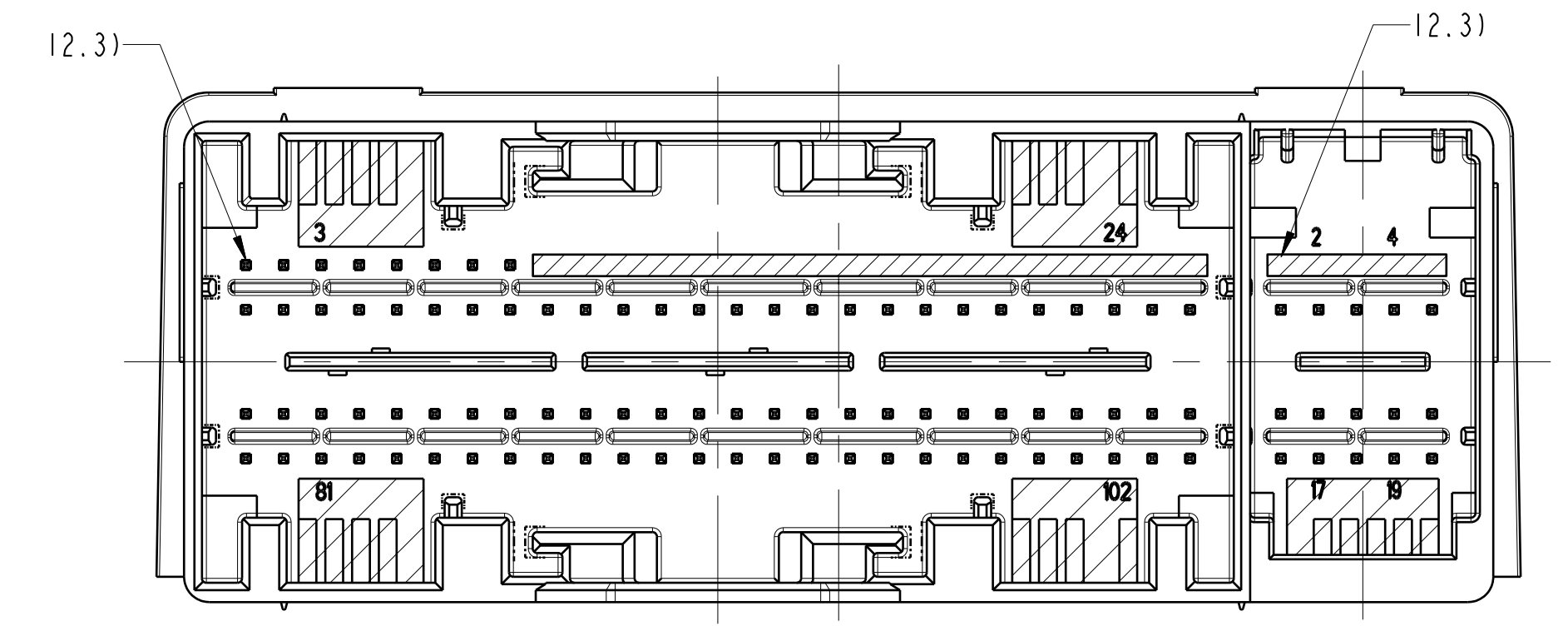

CODING D / POPULATED 70
VARIANT CONN_VI
PIN CAVITY: CLOSED
BOSCH PART NUMBER: 6002BE0237
FCI PART NUMBER: F437200
Au PLATING THICKNESS 0.5μm MIN.

Mechanical Code For Header	V	IV	III	II	I
CODE STATUS	0	0	1	0	0
Dim 'X'	0	0	0.7	0	0

FCI Mating Component Part No.	Description	Key Code
F157100 F577100 F477100	104 Way Terminal Carrier Holder and Wire Dress Cover with Lever 52 Way Terminal Carrier Left 52 Way Terminal Carrier Right	D
F767100 F067100	20 Way Terminal Carrier Holder with CPA 20 Way Terminal Carrier	A

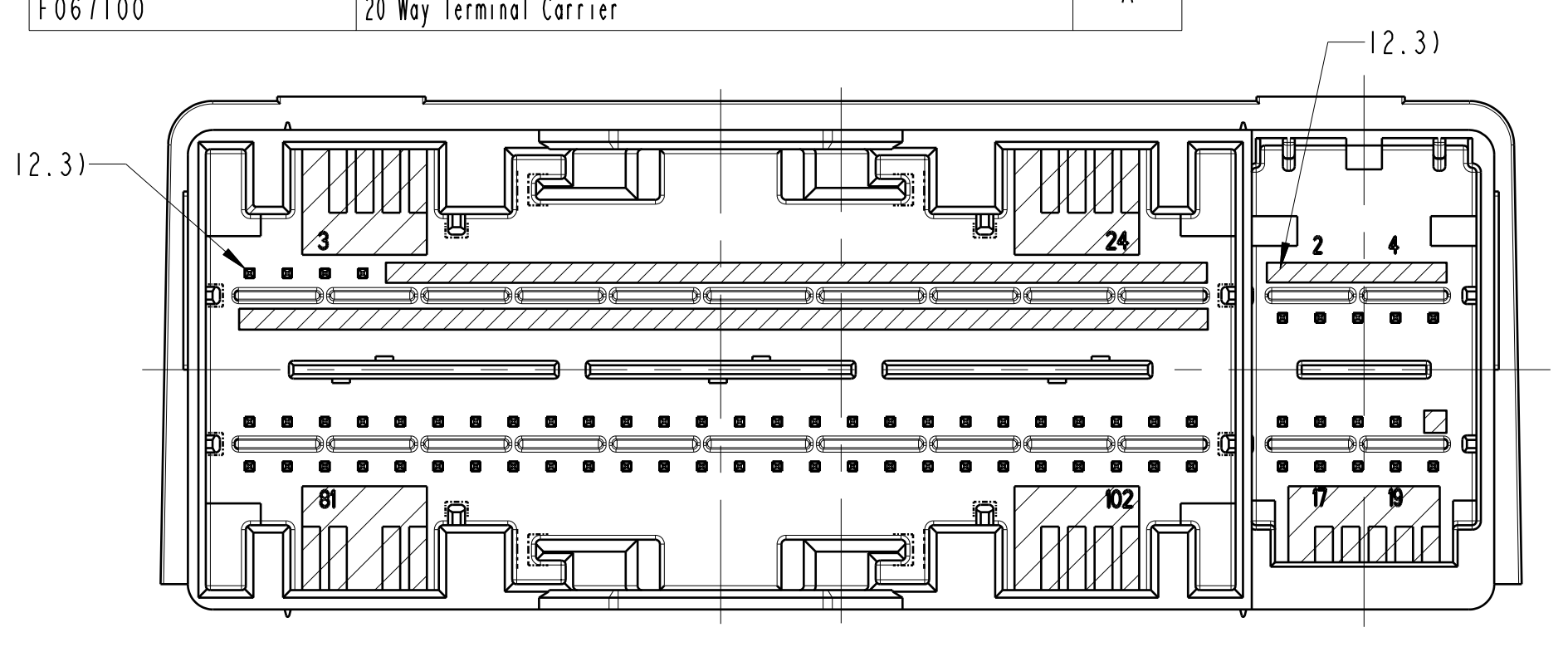

CODING D / POPULATED 86
VARIANT CONN_CMAX
PIN CAVITY: CLOSED
BOSCH PART NUMBER: 6002BE0240
FCI PART NUMBER: F837200
Au PLATING THICKNESS 0.5μm MIN.

Mechanical Code For Header	V	IV	III	II	I
CODE STATUS	0	1	0	0	0
Dim 'X'	0	0.7	0	0	0

FCI Mating Component Part No.	Description	Key Code
F157100 F577100 F477100	104 Way Terminal Carrier Holder and Wire Dress Cover with Lever 52 Way Terminal Carrier Left 52 Way Terminal Carrier Right	D
F767100 F067100	20 Way Terminal Carrier Holder with CPA 20 Way Terminal Carrier	A

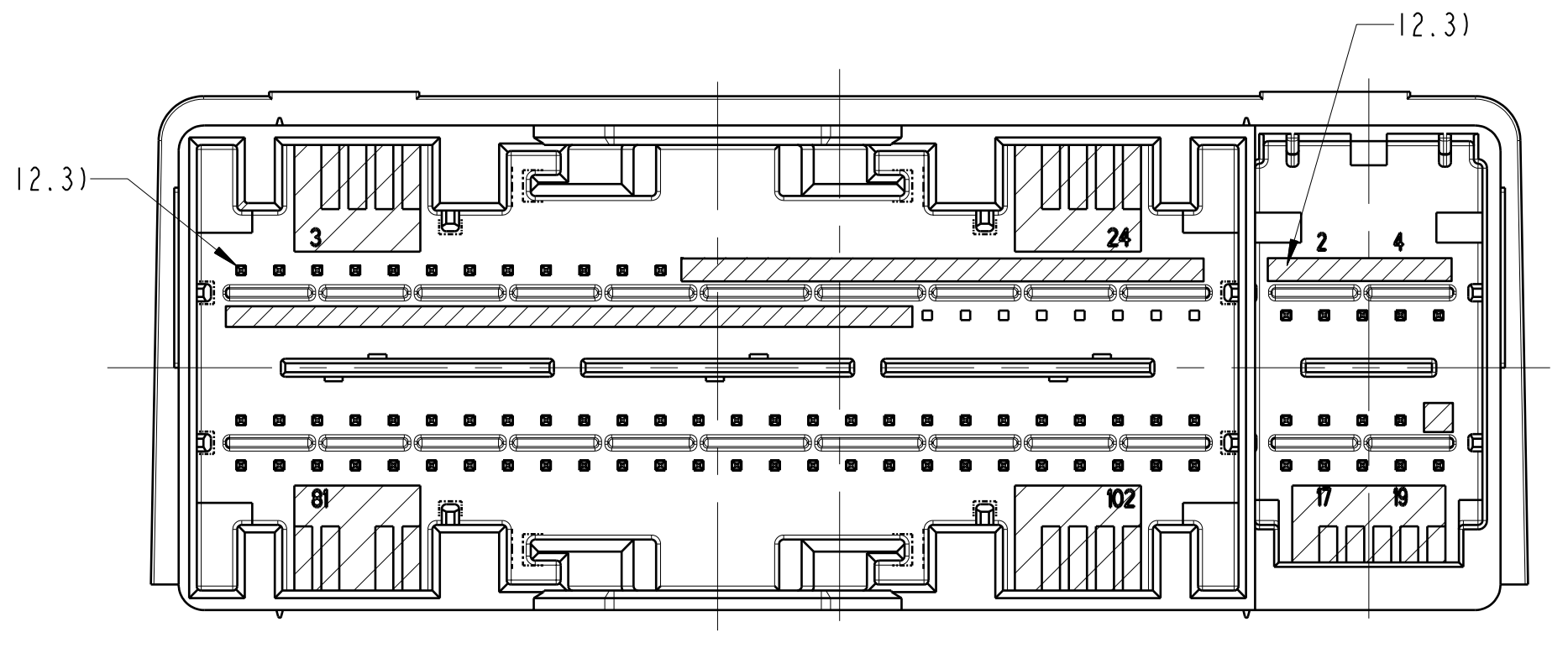

CODING E / POPULATED 111
VARIANT XXX
PIN CAVITY: OPEN
BOSCH PART NUMBER: 6002BE0334
FCI PART NUMBER: F769700
Au PLATING THICKNESS 0.8μm MIN.

NEW GRIPPER AREAS ADDED FOR THIS VARIANT.

Mechanical Code For Header	V	IV	III	II	I
CODE STATUS	0	1	1	1	1
Dim 'X'	0	0.7	0.7	0.7	0.7

FCI Mating Component Part No.	Description	Key Code
F037100 F427100 F527100	104 Way Terminal Carrier Holder and Wire Dress Cover with Lever 52 Way Terminal Carrier Left 52 Way Terminal Carrier Right	E
F047100 F937100	20 Way Terminal Carrier Holder with CPA 20 Way Terminal Carrier	A

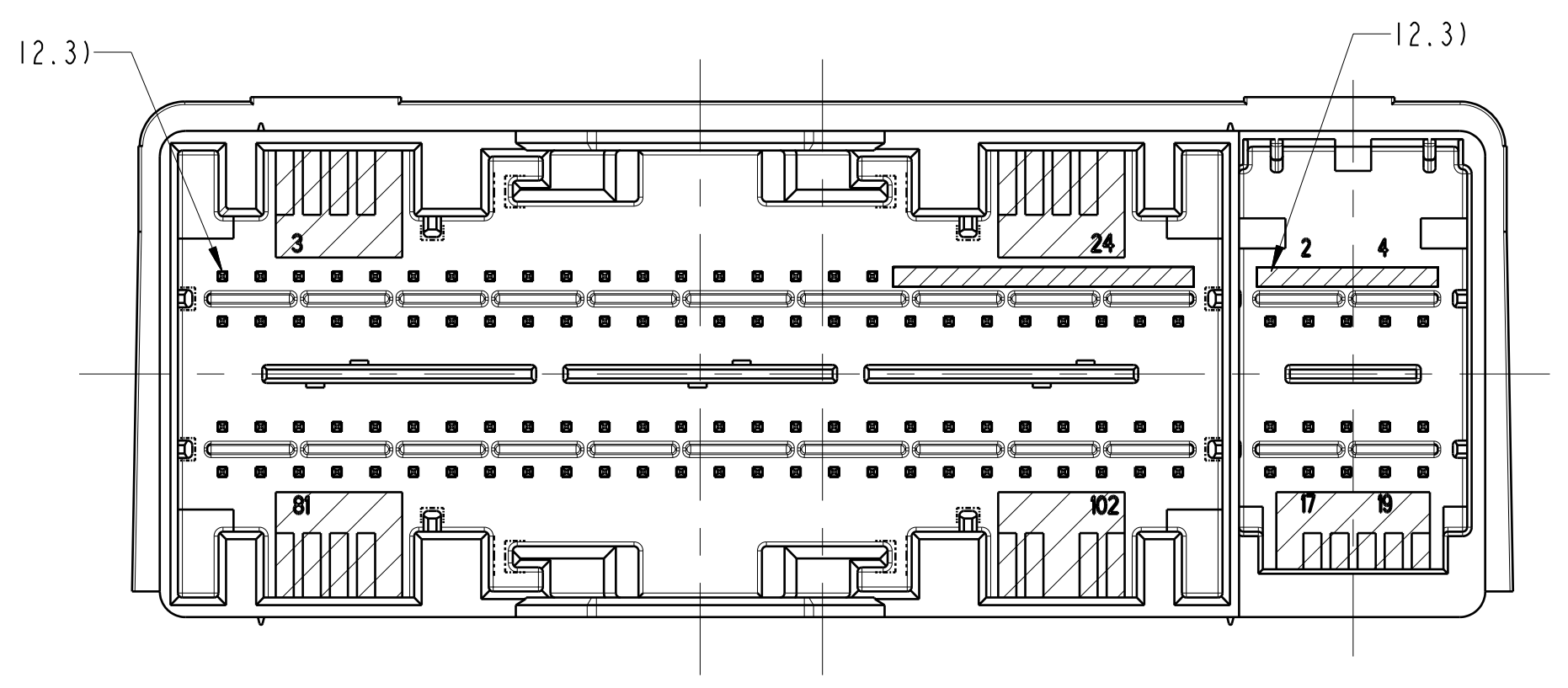

CODING C / POPULATED 101
VARIANT CONN_V4
PIN CAVITY: OPEN
BOSCH PART NUMBER: 6002BE0242
FCI PART NUMBER: F247200
Au PLATING THICKNESS 0.8μm MIN.

Mechanical Code For Header	V	IV	III	II	I
CODE STATUS	1	0	0	0	1
Dim 'X'	0.7	0	0	0	0.7

FCI Mating Component Part No.	Description	Key Code
F245600 F135600 F235600	104 Way Terminal Carrier Holder and Wire Dress Cover with Lever 52 Way Terminal Carrier Left 52 Way Terminal Carrier Right	C
F047100 F937100	20 Way Terminal Carrier Holder with CPA 20 Way Terminal Carrier	A

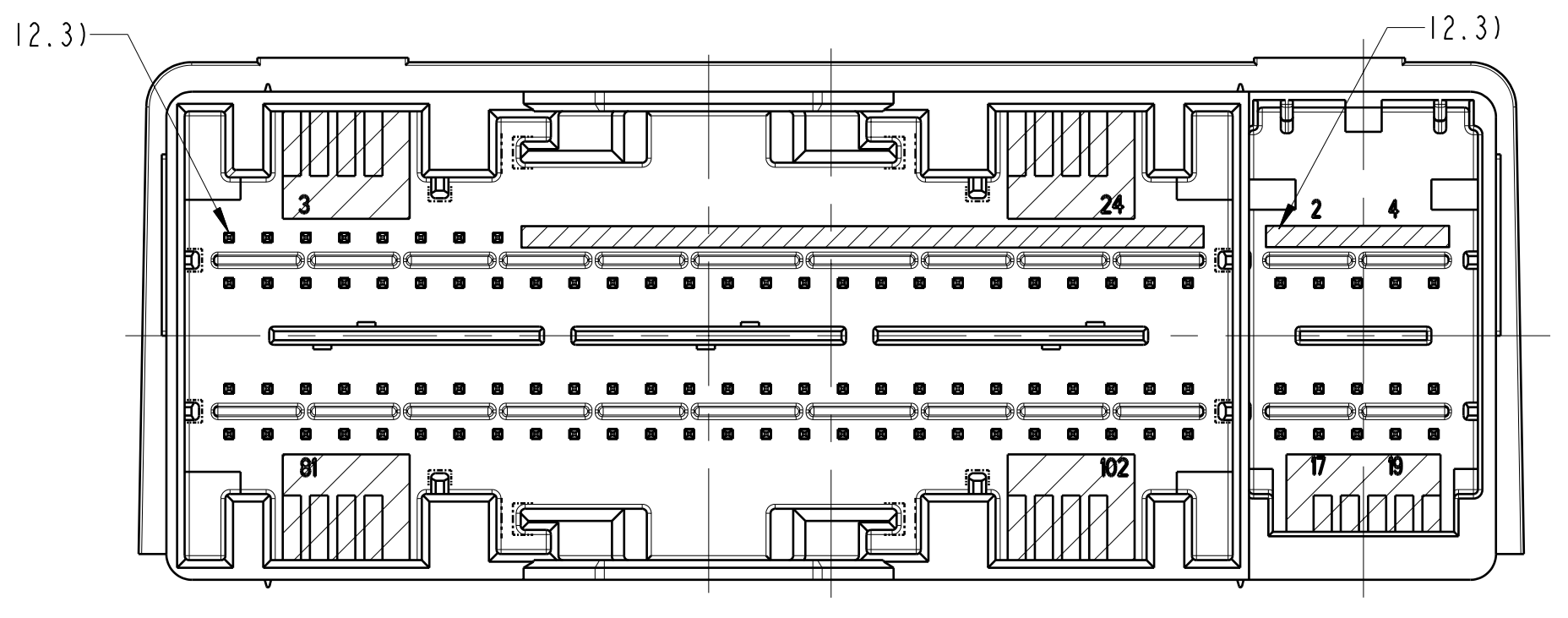

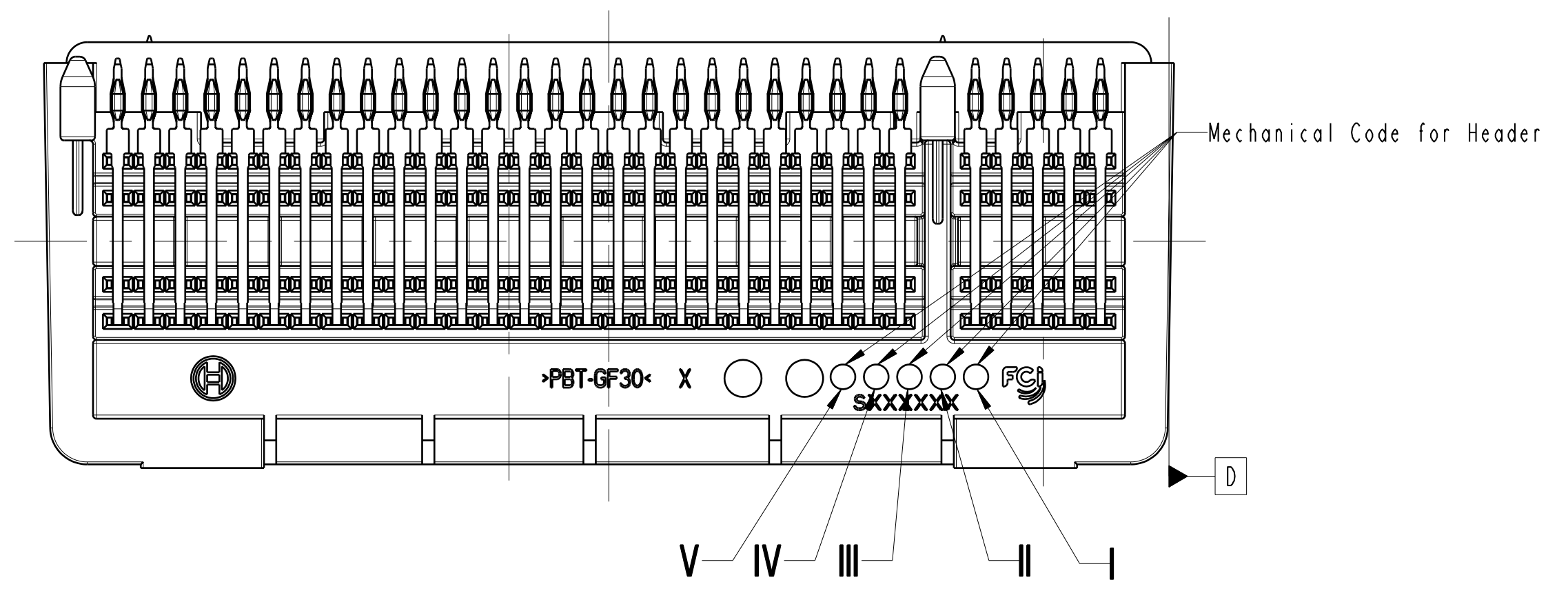

▨ UNUSED/DEPOPULATED PINS

Mechanical Code For Header	V	IV	III	II	I
CODE STATUS	0	0	0	0	1
Dim 'X'	0	0	0	0	0.7

0 - ABSENCE OF MECHANICAL CODE (I, II, III, IV OR V)
1 - PRESENCE OF MECHANICAL CODE (I, II, III, IV OR V)

799/10	0/1	TABLE RECTIFIED:
ECN-NO. *ECN-NUMMER*	POSITION *POSITION*	CHANGE DESCRIPTION *AENDERUNGSBESCHREIBUNG*

PRODUCT SPEC. *PRODUKT-SPEZ.* -
PACKAGING SPEC. *VERPACKUNGS-SPEZ.* -
APPLICATION SPEC. *ANWENDUNGS-SPEZ.* -

THIS DRAWING AND ALL OTHER INFORMATION CONTAINED THEREIN IS PROPRIETARY AND THE PROPERTY OF FCI. This drawing may not be copied, reproduced or disclosed to any third party without the expressed written permission of FCI. © FCI April 1999

DIESE ZEICHNUNG U. ALLE ENTHALTENEN INFORMATIONEN SIND EIGENTUM VON FCI. Diese Zeichnung darf weder kopiert, noch in irgendeiner Form reproduziert, gespeichert oder Dritten ohne ausdruckliche, schriftliche Genehmigung zugaenglich gemacht werden. © FCI April 1999

TOLERANCES *TOLERANZEN* SEE NOTES -
COUNTERPART No. *GEGENSTUECK-Nr.* --
MATERIAL : *MATERIAL :* SEE NOTES
COLOUR : *FARBE :* --
SURFACE FINISH *OBERFLAECHE* SEE NOTES
DO NOT MEASURE DRAWING *ZEICHNUNG NICHT VERMESSEN*
TOOL NO. *WERKZEUG-Nr.* --
ECO Loc. Code *STANDORT CODE* GN
ISO PROJECTION *ISO PROJEKTION*
CAD SYSTEM pro / eng.
DIMENSION IN MILLIMETERS *BEMASSUNG IN MILLIMETER*
DWG SIZE *FORMAT* A0

	DATE *DATUM*	NAME *NAME*
CREATED BY *ERSTELLT*	2008/02/27	Markus WINKLER
MODIFIED BY *GEAENDERT*	2010/12/02	Alec MASHAIRE
CHECKED BY *GEPRUEFT*	2010/12/02	Josef KOINER
APPROVED BY *GENEHMIGT*	2010/12/02	Michael BRANDL

TITLE *BENENNUNG*
124 WAY PIN HEADER

PROJECT *PROJEKT*
124 WAY PINHEADER AB 10

ESR NO. *ESR-NUMMER* EU-075697
CAT. NO. *KATALOG-Nr.* --
FILE NAME *DOK.-NAME* PCC0560428

DOCUMENT UNDER PDS CONTROL NO MODIFICATION ALLOWED OUTSIDE
DOKUMENT IST IM PDS VERWALTET AENDERUNG AUSSERHALB NICHT ERLAUBT

DRAWING NUMBER *ZEICHN.-NUMMER* PCC0560428
REV. *INDEX* M
APPROVAL LEVEL *FREIGABESTUFE* -
STATE *STATUS* SERIAL RELEASED
PART NUMBER *TEILENUMMER* See Table
REV. *INDEX* -
SHEET *BLATT* 2 of / von 2
SCALE *M:* 2:1

LifeElectronics
Живое партнерство

ООО “ЛайфЭлектроникс” **“LifeElectronics” LLC**

ИНН 7805602321 КПП 780501001 Р/С 40702810122510004610 ФАКБ "АБСОЛЮТ БАНК" (ЗАО) в г.Санкт-Петербурге К/С 30101810900000000703 БИК 044030703

Компания «Life Electronics» занимается поставками электронных компонентов импортного и отечественного производства от производителей и со складов крупных дистрибьюторов Европы, Америки и Азии.

С конца 2013 года компания активно расширяет линейку поставок компонентов по направлению коаксиальный кабель, кварцевые генераторы и конденсаторы (керамические, пленочные, электролитические), за счёт заключения дистрибьюторских договоров

Мы предлагаем:

- *Конкурентоспособные цены и скидки постоянным клиентам.*
- *Специальные условия для постоянных клиентов.*
- *Подбор аналогов.*
- *Поставку компонентов в любых объемах, удовлетворяющих вашим потребностям.*

- *Приемлемые сроки поставки, возможна ускоренная поставка.*
- *Доставку товара в любую точку России и стран СНГ.*
- *Комплексную поставку.*
- *Работу по проектам и поставку образцов.*
- *Формирование склада под заказчика.*

- *Сертификаты соответствия на поставляемую продукцию (по желанию клиента).*
- *Тестирование поставляемой продукции.*
- *Поставку компонентов, требующих военную и космическую приемку.*
- *Входной контроль качества.*
- *Наличие сертификата ISO.*

В составе нашей компании организован Конструкторский отдел, призванный помогать разработчикам, и инженерам.

Конструкторский отдел помогает осуществить:

- *Регистрацию проекта у производителя компонентов.*
- *Техническую поддержку проекта.*
- *Защиту от снятия компонента с производства.*
- *Оценку стоимости проекта по компонентам.*
- *Изготовление тестовой платы монтаж и пусконаладочные работы.*

Тел: +7 (812) 336 43 04 (многоканальный)
Email: org@lifeelectronics.ru

www.lifeelectronics.ru