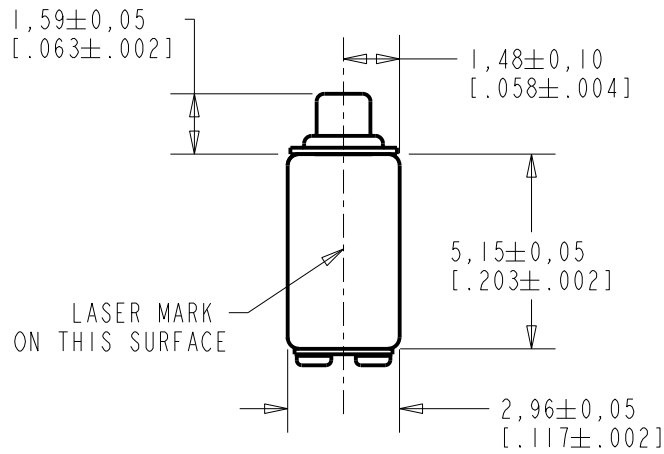
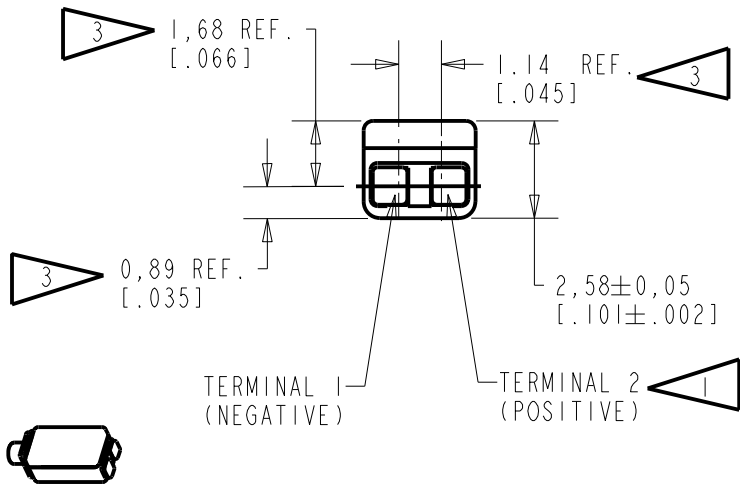


RAB-32057-000

SHT 1.1



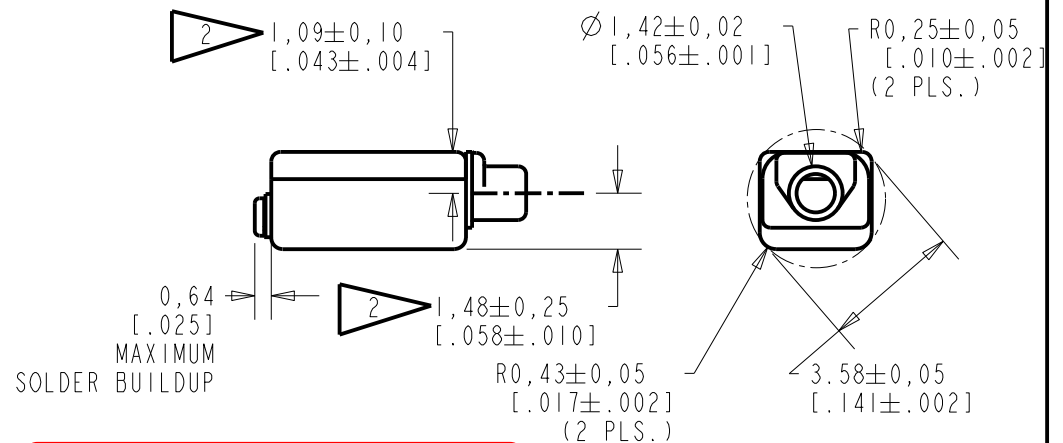
- NOTE:
- 1 A POSITIVE GOING VOLTAGE AT TERMINAL 2, RELATIVE TO TERMINAL 1, CAUSES A DECREASE IN PRESSURE AT THE SOUND OUTLET.
 - 2 LOCATED FROM TWO SURFACES FOR CUSTOMER CONVENIENCE. ONLY APPLICABLE FROM ONE SURFACE, NOT TO BE USED TOGETHER.
 - 3 DIMENSION TO APPROXIMATE CENTER OF TERMINAL PAD.



SCALE 2:1

NOMINAL WEIGHT .16 GRAMS DIMENSIONS IN MILLIMETERS [INCHES]

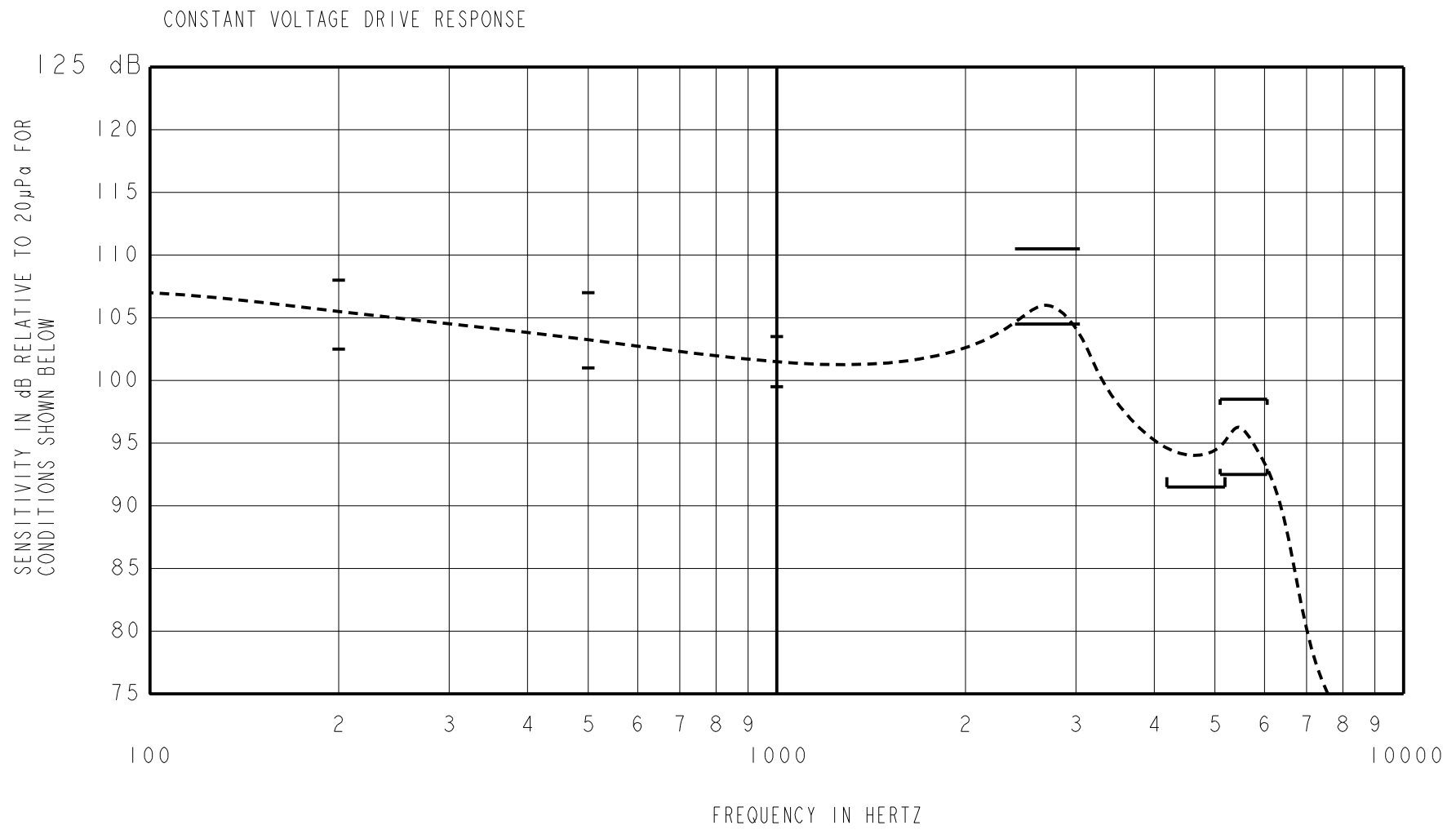
KNOWLES ELECTRONICS
ITASCA, ILLINOIS U.S.A.



RED CONTROLLED

Revision	C.O. #	Implementation Date	RELEASE LEVEL	REVISION
B	CI0116714	3-26-15	Active	B
A	CI0115003	8-8-13		

SCALE: 5:1	DR. BY: JL	DATE: 9-23-14
DO NOT SCALE DRAWING	CK. BY: GJP	DATE: 9-24-14
TITLE: RECEIVER	APP. BY: GJP	DATE: 9-24-14
OUTLINE DRAWING	RAB-32057-000 SHT 1.1	



ACOUSTICAL

SENSITIVITY
DEVICE WILL PRODUCE THE SPL LISTED BELOW WITH THE TEST
CONDITIONS DESCRIBED IN TABLE 3. NOMINAL SENSITIVITY
AT 1 kHz IS dB RELATIVE TO 20µPa. ALL OTHER VALUES IN
dB RELATIVE TO THE SENSITIVITY AT 1 kHz.

LIMIT TYPE	FREQUENCY (Hz)	MINIMUM	NOMINAL	MAXIMUM
REL	200	+1.0	+4.0	+7.0
REL	500	-0.5	+2.0	+5.5
REF	1000	-2.0	101.5	+2.0
PEAK 1	2450-3050	+3.0	+4.5	+9.0
VALLEY	4200-5200	-10.0	---	---
PEAK 2	5100-6100	-8.0	-5.0	-2.0

TABLE 1.

TOTAL HARMONIC DISTORTION
DEVICE WILL NOT EXCEED TOTAL HARMONIC DISTORTION LEVELS
LISTED BELOW.

FREQUENCY (Hz)	DRIVE (Vrms)	LIMIT (%)
1/3 PEAK1 (TYP. 917)	0.180	3
1/2 PEAK1 (TYP. 1375)	0.180	3
1/3 PEAK1 (TYP. 917)	0.507	8
1/2 PEAK1 (TYP. 1375)	0.507	8

TABLE 2.

TEST CONDITIONS

NOMINAL SOURCE VOLTAGE	0.180 Vrms
SOURCE IMPEDANCE	< 1 Ω
TUBING	10 mm (.394) LONG, 1 mm (.039) ID.
COUPLER CAVITY	2 CC SIMULATED ANSI S3.7 TYPE HA-3, (IEC 60318-5)

TABLE 3.

ELECTRICAL

DC RESISTANCE	65 Ω ±10%
IMPEDANCE @ 500 Hz	90 Ω ±15%
IMPEDANCE @ 1 kHz	140 Ω ±15%
INDUCTANCE @ 500 Hz	19.8 mH TYPICAL

TABLE 4.

ISOLATION: THE CASE WILL BE ELECTRICALLY ISOLATED
FROM THE COIL CIRCUIT

MECHANICAL

PORT LOCATION: 12S

SOLDER TYPE: ROHS COMPLIANT
SAC305

TEMPERATURE

OPERATING: SENSITIVITY WILL NOT VARY MORE THAN
+1/-3 dB FROM 0°C TO 63°C

STORAGE: -40°C TO 63°C

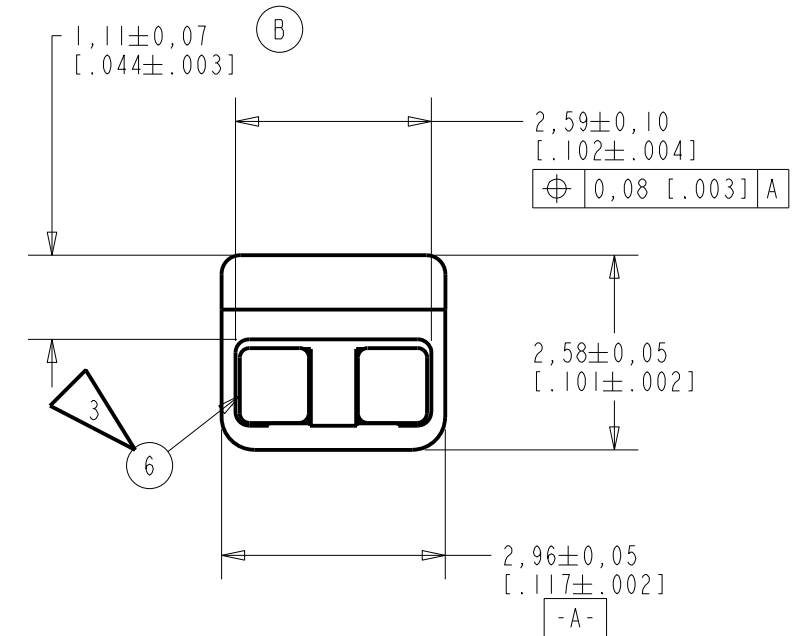
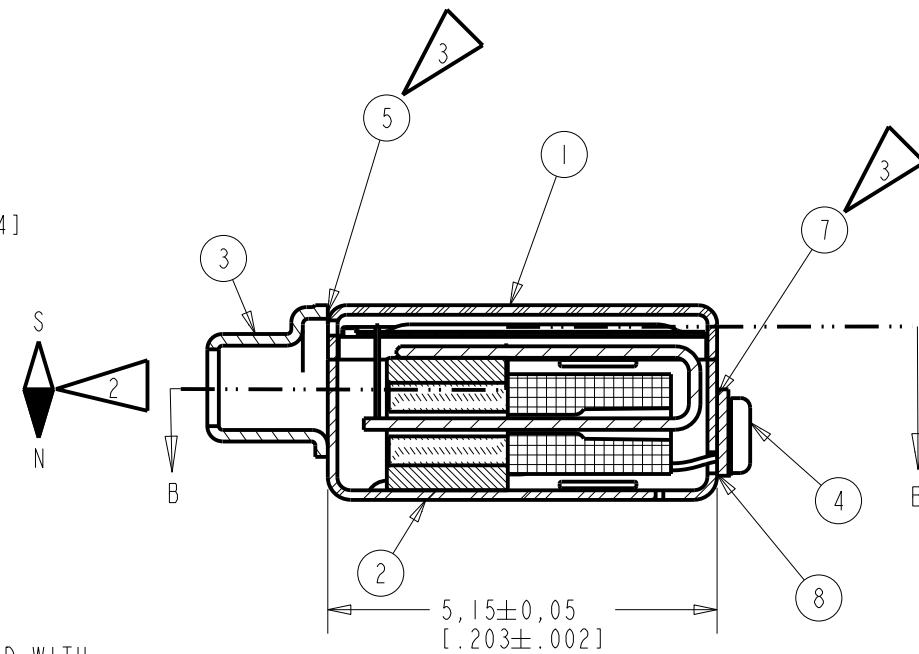
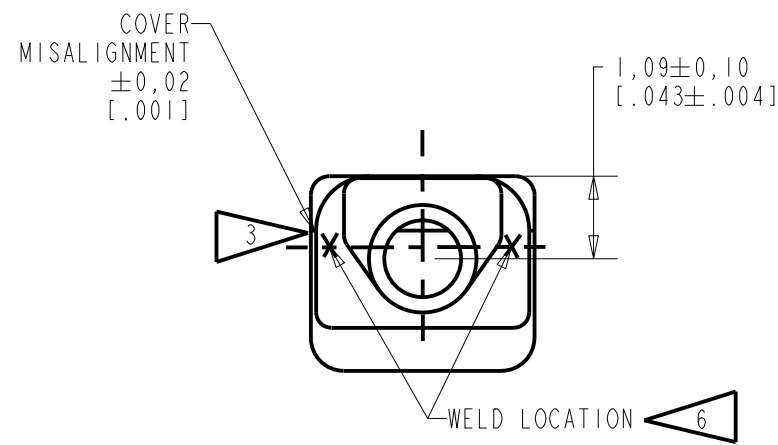
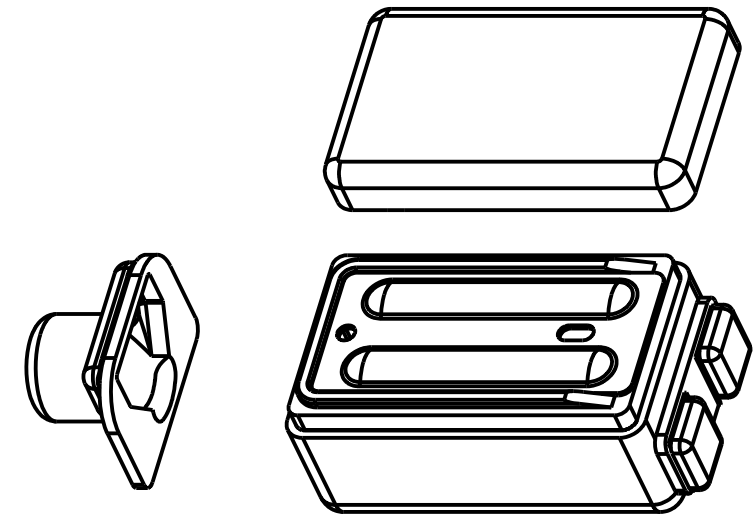
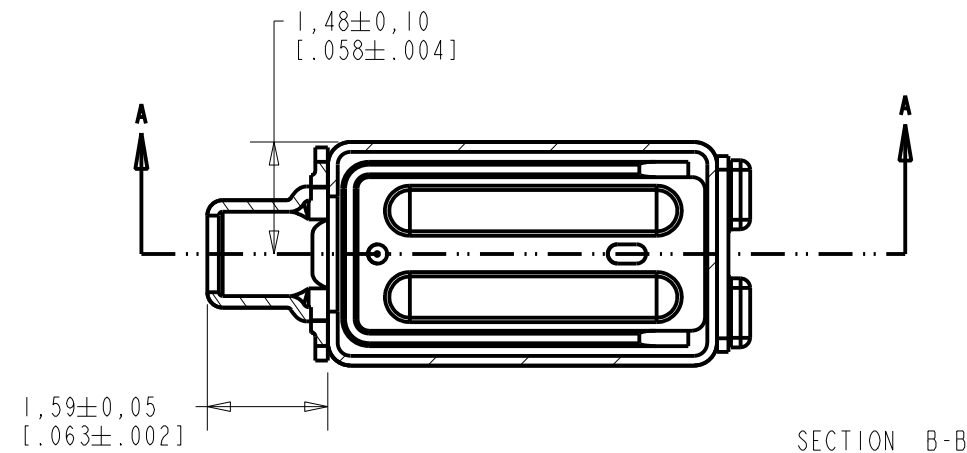
RED CONTROLLED

KNOWLES ELECTRONICS
ITASCA, ILLINOIS U.S.A.





Revision	C.O. #	Implementation Date	RELEASE LEVEL	REVISION
B	C10116714	3-26-15	Active	B
A	C10115003	8-8-13		
WHEN TEST LIMITS ARE USED TO ESTABLISH INCOMING INSPECTION ACCEPTANCE/REJECTION CRITERIA, CORRELATION OF TEST EQUIPMENT WITH KNOWLES IS ALSO REQUIRED FOR ELIMINATION OF EQUIPMENT AND TEST METHOD VARIATION			DR. BY	DATE
TITLE: RECEIVER PERFORMANCE SPECIFICATION			JL	9-23-14
			RAB-32057-000 SHT 2.1	
			CK. BY	DATE
			GJP	9-24-14
			APP. BY	DATE
			GJP	9-24-14

RAB-32057-000

PROPRIETARY NOTE: THIS DOCUMENT CONTAINS INFORMATION WHICH IS THE PROPRIETARY PROPERTY OF KNOWLES ELECTRONICS, LLC. OR ITS AFFILIATED ENTITIES. IT IS ISSUED IN STRICT CONFIDENCE AND SHALL NOT BE REPRODUCED, COPIED, USED, OR DISCLOSED TO ANY THIRD PARTY PARTIALLY OR WHOLLY IN ANY MANNER WITHOUT PRIOR WRITTEN PERMISSION OF, AND MUST BE RETURNED UPON REQUEST BY, KNOWLES ELECTRONICS, LLC.




NOTES:

1. ITEMS NUMBERS (SHOWN THUS ) ON DRAWING CORRESPOND WITH ITEM NUMBERS ON BILL OF MATERIAL.
-  2. ORIENTATION OF COMPASS NEEDLE IN THE MAGNETIZING FIELD.
-  3. AIRTIGHT SEAL ALL AROUND.
4. UNITS SHALL BE FREE OF VISUAL DEFECTS SUCH AS SCRATCHES, ABRASION, SLUG MARKS, OIL, DIRT, OTHER CONTAMINATIONS, ETC., NOTICABLE WITH THE UNAIDED EYE.
5. NO CEMENT ON SOLDER PADS.
-  6. MIN. TUBE WELD STRENGTH OF 4.9N WITH FORCE APPLIED IN DIRECTION SHOWN.
7. NO THRU HOLES OR WELD FLASH AT COVER WELD.

RED CONTROLLED

SECTION A-A

DIMENSIONS IN MILLIMETERS [INCHES]

MATERIAL		SEE BILL OF MATERIAL		FINISH	- - -	SCALE:	10:1	DO NOT SCALE DRAWING	
REF.	XD-xxxx	A	C10116251	KNOWLES ELECTRONICS ITASCA, ILLINOIS U.S.A.				DR. BY	DATE
		B	C10116714					JL	9-23-14
								CH. BY	DATE
								GJP	9-24-14
								APP. BY	DATE
								GJP	9-24-14
REF. A C.O. C10116251 REF. B C.O. C10116714 UPDATE A DIMENSION. JL 4-21-15				UNLESS OTHERWISE SPECIFIED, DIMENSIONS ARE IN INCHES 		TITLE RECEIVER ASSEMBLY		RAB-32057-000 SHEET 3.1	

RELEASE LEVEL	REVISION
Active	B

RAB-32057-000			KNOWLES ELECTRONICS			RAB-32057-000		
Sheet 4.1			ITASCA, ILLINOIS U.S.A.			Sheet 4.1		
Dr.	By	Date	Subject: RECEIVER ASSEMBLY			Revision: B		
Ch.	GJP	9-23-14						
App.	GJP	9-24-14						
						Release Level		
						Active		

COL. 1	2	3	4	Item No.	Line No.
Part or Dwg. no.	Tot. Req.	Nomenclature:	Applicable Specs or Remarks		
RAB-1006	1	DIAPHRAGM & COVER ASSEMBLY		1	1
RAB-1030-004	1	MOTOR & CUP ASSEMBLY		2	2
FC-006	1	TUBE		3	3
285-007-001	A/R	SOLDER		4	4
13-825-3145	A/R	CEMENT		5	5
13-825-3153	A/R	CEMENT		6	6
13-825-3160	A/R	CEMENT		7	7
113-113	1	TAB		8	8

RED CONTROLLED

REVISION	A	c.o. C10116251
	B	c.o. C10116714
RAB-1030-004 WAS RAB-1004-004; 113-113 WAS 113-083. JL 4-21-15		

RAB-32057-000
Sheet 4.1

PROPRIETARY NOTE: THIS DOCUMENT CONTAINS INFORMATION WHICH IS THE PROPRIETARY PROPERTY OF KNOWLES ELECTRONICS, LLC. OR ITS AFFILIATED ENTITIES. IT IS ISSUED IN STRICT CONFIDENCE AND SHALL NOT BE REPRODUCED, COPIED, USED, OR DISCLOSED TO ANY THIRD PARTY PARTIALLY OR WHOLLY IN ANY MANNER WITHOUT PRIOR WRITTEN PERMISSION OF, AND MUST BE RETURNED UPON REQUEST BY, KNOWLES ELECTRONICS, LLC.

REV: D

PRODUCTION TEST INFORMATION

SOFTWARE REVISION PXI FCAAT	SOFTWARE 2.60 MIN.
HARDWARE REVISION PXI FCAAT	KE 1065E.006 MIN.
FCAAT COUPLER	T8049
FCAAT TEST BOARD	T10736

PHASE

FREQUENCY (Hz)	AC DRIVE (Vrms)	DEGREE LIMIT	
		MIN.	MAX.
500	0.180	0	90

BUZZ

FREQUENCY (Hz)	AC DRIVE (Vrms)	DC BIAS (DC mA)	FREQUENCY RANGE (Hz)	HIGH LIMIT (dB SPL)
200	0.507	0	3550-6750	63

RED CONTROLLED

Revision	C.O. #	Implementation Date	RELEASE LEVEL	REVISION
B	C10116714	3-26-15	Active	B
A	C10115003	8-8-13		

KNOWLES ELECTRONICS
ITASCA, ILLINOIS U.S.A.

WHEN TEST LIMITS ARE USED TO ESTABLISH INCOMING INSPECTION ACCEPTANCE/REJECTION CRITERIA, CORRELATION OF TEST EQUIPMENT WITH KNOWLES IS ALSO REQUIRED FOR ELIMINATION OF EQUIPMENT AND TEST METHOD VARIATION

TITLE: **RECEIVER**
PERFORMANCE SPECIFICATION

RAB-32057-000
SHT 5.1

DR. BY	DATE
JL	9-23-14
CK. BY	DATE
GJP	9-24-14
APP. BY	DATE
GJP	9-24-14

Компания «Life Electronics» занимается поставками электронных компонентов импортного и отечественного производства от производителей и со складов крупных дистрибьюторов Европы, Америки и Азии.

С конца 2013 года компания активно расширяет линейку поставок компонентов по направлению коаксиальный кабель, кварцевые генераторы и конденсаторы (керамические, пленочные, электролитические), за счёт заключения дистрибьюторских договоров

Мы предлагаем:

- Конкурентоспособные цены и скидки постоянным клиентам.
- Специальные условия для постоянных клиентов.
- Подбор аналогов.
- Поставку компонентов в любых объемах, удовлетворяющих вашим потребностям.
- Приемлемые сроки поставки, возможна ускоренная поставка.
- Доставку товара в любую точку России и стран СНГ.
- Комплексную поставку.
- Работу по проектам и поставку образцов.
- Формирование склада под заказчика.
- Сертификаты соответствия на поставляемую продукцию (по желанию клиента).
- Тестирование поставляемой продукции.
- Поставку компонентов, требующих военную и космическую приемку.
- Входной контроль качества.
- Наличие сертификата ISO.

В составе нашей компании организован Конструкторский отдел, призванный помогать разработчикам, и инженерам.

Конструкторский отдел помогает осуществить:

- Регистрацию проекта у производителя компонентов.
- Техническую поддержку проекта.
- Защиту от снятия компонента с производства.
- Оценку стоимости проекта по компонентам.
- Изготовление тестовой платы монтаж и пусконаладочные работы.



Тел: +7 (812) 336 43 04 (многоканальный)

Email: org@lifeelectronics.ru