

# FL SERIES

## Floating Hot Deck LVPS With Isolated Digital and Analog I/O

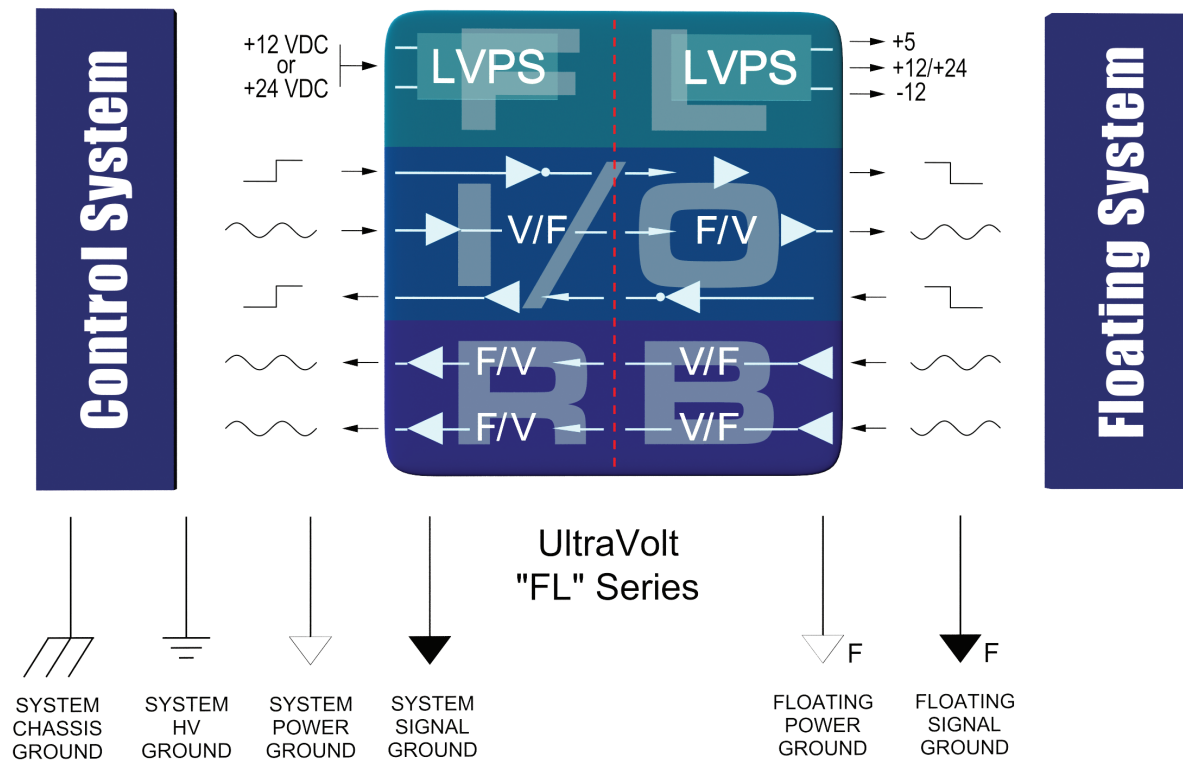


The FL Series of floating-hot-deck, low-voltage power supplies offers an integrated solution for systems requiring LV power & controls with high-voltage isolation. Combining a highly isolated, DC-to-DC, multi-output low-voltage power supply (LVPS) with an advanced isolated digital & analog I/O topology, the FL sub-system provides both power and controls to floating-hot-deck circuitry. This solution, when combined with one or more UV HVPS or other circuitry, can provide high-performance solutions for applications such as:

- |                                       |                             |
|---------------------------------------|-----------------------------|
| Floating/Stacked Ion or E-Beam Biases | Floating Filament Bias      |
| Floating Pulsers & Gated Grids        | Floating Capacitance Meters |
| Floating High Side Current Monitors   | Floating Leakage Testers    |

Please contact UltraVolt's customer service department for an analysis of your requirements.

- Isolated up to 15kV
- DC leakage current of <10nA
- AC leakage capacitance of <40pF
- 3 regulated floating LV power outputs
- Isolated digital I/O to and from floating hot deck
- Isolated analog I/O to and from floating hot deck
- UL/cUL Recognized Component; CE Mark (LVD & RoHS)



Specifications subject to change without notice.



Making High Voltage Easier!®

Higher Service, Higher Performance, Higher Reliability  
©2011, UltraVolt Inc. All rights reserved.

# FL SERIES

## Floating Hot Deck LVPS With Isolated Digital and Analog I/O

PARAMETER	CONDITIONS	MODELS		UNITS
INPUT POWER:		12V MODELS	24V MODELS	
Voltage Range	Full Power	+12 ± 5%	+24 ± 5%	VDC
Voltage Range	Derated Power Range	+10.8 to +16	+21.6 to +30	VDC
Current	Standby ( Disabled )	< 90	< 50	mA
Current	No Load	< 0.15	< 0.15	A
Current	Max Load	< 1.60	< 1.40	A
AC Ripple Current	Nominal Input, Full Load	< 80	< 100	mA p-p
LOCAL CONTROLS: REFERENCE		ALL TYPES		
Output Voltage	T = +25°C, Initial value	+5.1 ± 1%		VDC
Output Impedance	T = +25°C	464 ± 1%		Ω
Stability	Over full temperature range	0.2		mV/°C
LOCAL CONTROLS: LVPS ENABLE / DISABLE		ALL TYPES		
Power supply on	Open, or a voltage above TTL high	+2.4 to 32		VDC
Power supply off	Grounded, or a voltage below TTL low	0 to + 0.7 ± 0.2 (Isink 1mA minimum)		VDC
INPUT / OUTPUT ISOLATION:		12V MODELS	24V MODELS	
Isolation Voltage	Continuous	15	15	kV
Leakage Current	All inputs to all outputs	< 10 std, < 100 "-E"	< 10 std, < 100 "-E"	nA
Leakage Capacitance	All inputs to all outputs	< 40 std, < 50 "-E"	< 50 std or "-E"	pF
ISOLATED POWER OUTPUTS:		15FL12-12W	15FL24-24W	
Output #1 Power	Nominal input, max lout	12	24	W
Output #1 Voltage	Nominal input voltage range	+12 ± 2%	+24 ± 2%	VDC
Output #1 Current	Minimum to Maximum	0 to 1	0 to 1	A
Output #1 Line Regulation	Nominal input range, full load	< 0.1%	< 0.1%	VDC
Output #1 Load Regulation	No load to full load	< 0.1%	< 0.1%	VDC
Output #1 Ripple	Full load	< 2%	< 1%	V p-p
Output #2 Voltage	Nominal input voltage range	-15 ± 1	-15 ± 1	VDC
Output #2 Current	Minimum > Maximum	0 to 10	0 to 10	mA
Output #2 Line Regulation	Nominal input range, full load	< 0.1%	< 0.1%	VDC
Output #2 Load Regulation	No load to full load	< 2%	< 2%	VDC
Output #2 Ripple	Full load	< 2%	< 2%	V p-p
Output #3 Voltage	Nominal input voltage range	+5.6 ± 6%	+5.6 ± 6%	VDC
Output #3 Current	Minimum > Maximum	0 to 10	0 to 10	mA
Output #3 Line Regulation	Nominal input range, full load	< 1 %	< 1 %	VDC
Output #3 Load Regulation	No load to full load	< 1 %	< 1 %	VDC
Output #3 Ripple	Full load	< 1 %	< 1 %	V p-p
ISOLATED CONTROLS: TTL CHANNEL "UP"		ALL TYPES WITH "-I/O" OPTION		
Local input	Source voltage, sink current	10MΩ internal pull up to +15V <1V low, >2.5V high		VDC
Isolated output	Inverted & buffered TTL	Open collector with internal 1kΩ pull up to +5V Can sink 10mA max		VDC
Baud Rate	Varying duty cycle	DC to >300		kHz
ISOLATED CONTROLS: ANALOG CHANNEL "UP"		ALL TYPES WITH "-I/O" OPTION		
Local input voltage	Range	0 to + 5		VDC
Local input impedance		10 Meg		Ω
Isolated output voltage	Range	0 to + 5		VDC
Isolated output impedance		Buffered low impedance		-
Initial offset error		< ± 1%		mV
Gain error	Full scale	< ± 2%		VDC
Linearity error	0 to full scale	< ± 1%		VDC
Stability	30 min. warm-up, per 8 hrs / per day	< 0.01% / < 0.02%		VDC
Temperature Coefficient	0 to +55°C	< ± 50		ppm/°C
Bandwidth	Symmetric or asymmetric signal	DC to 30 (-3dB point is 47 Hz)		Hz



Making High Voltage Easier!®

1800 Ocean Avenue, Ronkonkoma, NY 11779  
Phone: 1-631-471-4444 Fax: 1-631-471-4696 www.ultravolt.com

# FL SERIES

## Floating Hot Deck LVPS With Isolated Digital and Analog I/O

‘-RB’ ISOLATED CONTROLS: TTL CHANNEL “DOWN”				
PARAMETER	CONDITIONS	ALL TYPES WITH “-I/O-R/B” OPTION	UNITS	
Isolated ‘Hot Deck’ Input	Source voltage, sink current	10M $\Omega$ internal pull up to +15V <1V low, >2.5V high	VDC	
Local output	Inverted & Buffered TTL	Open collector with internal 1k $\Omega$ pull up to +5V Can sink 10mA max	VDC	
Bandwidth	Varying duty cycle	DC to >300	kHz	
ISOLATED CONTROLS: ANALOG CHANNELS #1 & #2 “DOWN”				
PARAMETER	CONDITIONS	ALL TYPES WITH “-I/O-R/B” OPTION	UNITS	
Isolated ‘Hot Deck’ +Input	Range	0 to +5, 0 to +10 with >+15VDC input power	VDC	
Isolated ‘Hot Deck’ -Input	Range	0 to -5, 0 to -10 with >+15VDC input power	VDC	
Isolated ‘Hot Deck’ + or - Input impedance	Signal source	> 10 Meg	$\Omega$	
Local output +voltage	Range	0 to +5, 0 to +10 with >+15VDC input power	VDC	
Local output -voltage	Range	0 to -5, 0 to -10 with >+15VDC input power	VDC	
Local output impedance	Signal source	Buffered low impedance	$\Omega$	
Initial offset error	Signal source	< $\pm 5$	mVDC	
Gain error	Full scale	< $\pm 1\%$	VDC	
Linearity error	0 to full scale	< $\pm 1\%$	VDC	
Stability	30 min. warm-up, per 8 hrs / per day	< 0.01% / < 0.02%	VDC	
Temperature Coefficient	-20 °C to +55 °C	< $\pm 50$	ppm/°C	
Bandwidth	Symmetric or asymmetric signal	DC to 30 (-3dB point is 47Hz)	Hz	
TEMPERATURE:	CONDITIONS	ALL TYPES		
Operating	Full load, case measurement	-20 to +55	°C	
Storage	Non-operating, case measurement	-55 to +85	°C	
Thermal shock	Mil-Std-810, Method 503-4, Proc. II	-20 to +55	°C	
ALTITUDE:		ALL TYPES		
Operating	All operating conditions	Sea level to Vacuum		
Storage	Non-operating	Sea level to Vacuum		
SHOCK & VIBRATION:		STANDARD	- R/B OPTION	
Shock	Mil-Std-810, Method 516.5, Proc IV	20	20	G's
Vibration	Mil-Std-810, Method 514.5, Fig. 514.5C-3	10	10	G's

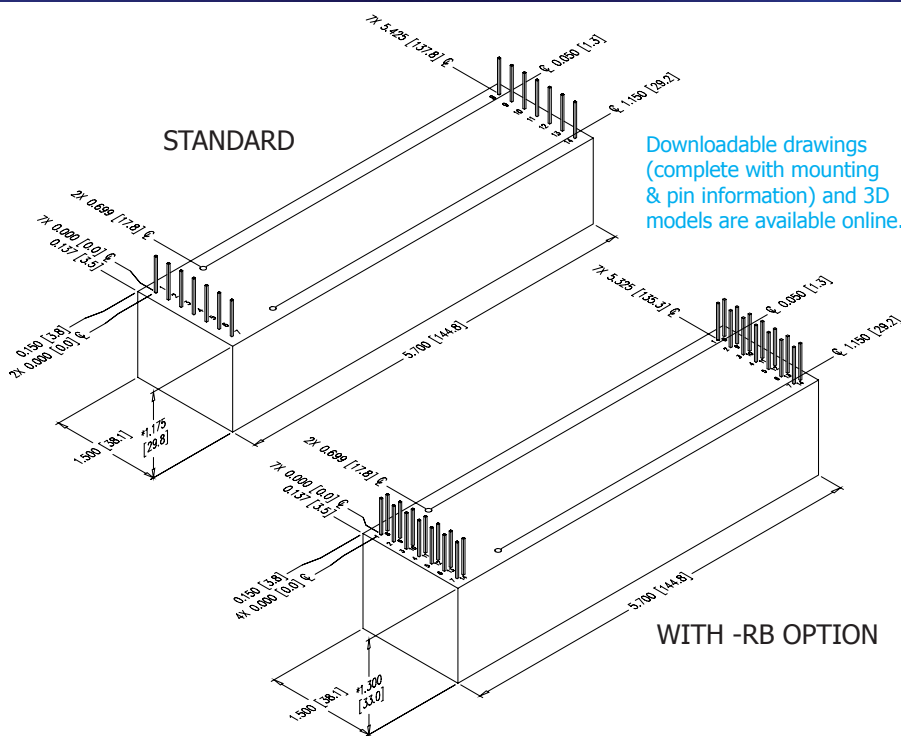


Making High Voltage Easier!®

1800 Ocean Avenue, Ronkonkoma, NY 11779  
Phone: 1-631-471-4444 Fax: 1-631-471-4696 www.ultravolt.com

# FL SERIES

## Floating Hot Deck LVPS With Isolated Digital and Analog I/O



### CONSTRUCTION

Epoxy-filled DAP box certified to ASTM-D-5948

### SIZE

Volume: Standard: 10 in<sup>3</sup> (163.9cc)  
 -R/B Option: 11.1 in<sup>3</sup> (182cc)  
 Weight: Standard: 12.0 oz (340.2g)  
 -R/B Option: 13.3 oz (377.1g)

### TOLERANCE

Overall  $\pm 0.050''$  (1.27)  
 Pin to Pin  $\pm 0.015''$  (0.38)  
 Mounting hole locations  $\pm 0.025''$  (0.64)

### NOTES

24-watt versions are an additional 0.062'' (1.57) in height.  
 -M equipped units are an additional 0.030'' (0.76) in height.  
 Contact UV Customer Service for drawings of models equipped with -E options.



Non-RoHS compliant units are available. Please contact the factory for more information.

LOCAL CONNECTIONS	
PIN	FUNCTION
1	Input Power Ground Return
2	Positive Power Input
3	LVPS Enable/Disable Input
4	TTL Up/HVPS Enable/Disable (-I/O Only)
5	Signal Ground Return
6	Analog Up/ HVPS Remote Programming Input (-I/O Only)
7	+5V Reference Output

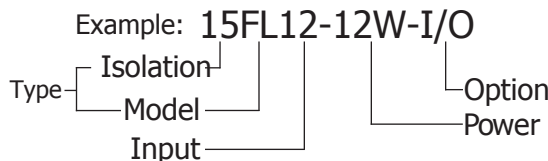
ADDITIONAL LOCAL CONNECTIONS (-R/B OPTION)	
PIN	FUNCTION
8	+Iout monitor output (Analog Down Channel 1)
9	-Iout monitor output (Analog Down Channel 1)
10	+Eout monitor output (Analog Down Channel 2)
11	-Eout monitor output (Analog Down Channel 2)
12 & 13	N/C (reserved for future use)
14	TTL output (Digital Down Channel 1)

ISOLATED/FLOATING CONNECTIONS	
PIN	FUNCTION
8	Floating PWR Ground Return
9	Floating +12VDC or +24VDC Output
10	Floating -15VDC Output
11	Floating TTL Up/HVPS Enable/Disable (-I/O Only)
12	Floating Signal Ground Return
13	Floating Analog Up/HVPS Remote Programming Input (-I/O Only)
14	Floating +5.6V Reference Output

ADDITIONAL ISOLATED CONNECTIONS (-R/B ONLY)	
PIN	FUNCTION
1	Floating +Iout monitor input (Analog Down Channel 1)
2	Floating -Iout monitor input (Analog Down Channel 1)
3	Floating +Eout monitor input (Analog Down Channel 2)
4	Floating -Eout monitor input (Analog Down Channel 2)
5 & 6	N/C (reserved for future use)
7	Floating TTL input (Digital Down Channel 1)

ORDERING INFORMATION		
Type	15kV Isolation	15FL
Input Voltage	12VDC Nominal	12
	24VDC Nominal	24
Power	Watts Output (12 V Only)	-12W
	Watts Output (24 V Only)	-24W
Options	(1) Digital Up Channel & (1) Analog Up Channel	-I/O
	(1) Digital Down Channel & (2) Analog Down Channels	-RB
	Partial Mu-Metal Shield	-M
Case	Plastic Case - Diallyl Phthalate	Standard
	'Eared' Chassis Mounting Plate	-E

Manufactured in USA



Rev. Q 10/14



Making High Voltage Easier!®

1800 Ocean Avenue, Ronkonkoma, NY 11779  
 Phone: 1-631-471-4444 Fax: 1-631-471-4696 www.ultravolt.com

Компания «Life Electronics» занимается поставками электронных компонентов импортного и отечественного производства от производителей и со складов крупных дистрибьюторов Европы, Америки и Азии.

С конца 2013 года компания активно расширяет линейку поставок компонентов по направлению коаксиальный кабель, кварцевые генераторы и конденсаторы (керамические, пленочные, электролитические), за счёт заключения дистрибьюторских договоров

Мы предлагаем:

- Конкурентоспособные цены и скидки постоянным клиентам.
- Специальные условия для постоянных клиентов.
- Подбор аналогов.
- Поставку компонентов в любых объемах, удовлетворяющих вашим потребностям.
- Приемлемые сроки поставки, возможна ускоренная поставка.
- Доставку товара в любую точку России и стран СНГ.
- Комплексную поставку.
- Работу по проектам и поставку образцов.
- Формирование склада под заказчика.
- Сертификаты соответствия на поставляемую продукцию (по желанию клиента).
- Тестирование поставляемой продукции.
- Поставку компонентов, требующих военную и космическую приемку.
- Входной контроль качества.
- Наличие сертификата ISO.

В составе нашей компании организован Конструкторский отдел, призванный помогать разработчикам, и инженерам.

Конструкторский отдел помогает осуществить:

- Регистрацию проекта у производителя компонентов.
- Техническую поддержку проекта.
- Защиту от снятия компонента с производства.
- Оценку стоимости проекта по компонентам.
- Изготовление тестовой платы монтаж и пусконаладочные работы.



Тел: +7 (812) 336 43 04 (многоканальный)

Email: [org@lifeelectronics.ru](mailto:org@lifeelectronics.ru)