



## PSD signal towers

Optimum detection of machine states

# PSD signal towers

## Clear signaling – at all times and in all places

Reducing downtimes and thus costs is the only way to ensure a competitive advantage. Unmistakable signaling of the machine or system state is a crucial requirement for this. The modular signal towers of the PSD (Phoenix Signaling Devices) product range are characterized by their wide range of signals in optical as well as acoustic elements.

If you require central monitoring of the machine states, even in areas without network infrastructure, you can choose between two cost-effective alternatives. The signal tower assumes the role of a wireless interface and also enables direct or subsequent evaluation on the PC.

Be flexible when it comes to system expansions and conversions and try it for yourself.



### Advantages of the PSD signal towers from Phoenix Contact:

- Clear status indication
- Considerable signal diversity
- Fast installation
- Modular design
- Modular expansion
- Various mounting options
- High degree of protection
- Central monitoring and control

The signal towers are used to indicate the status on machines or systems, including operating state (startup, normal operation, etc.), warnings, error messages, pending critical states, acknowledgement requests, etc.. There are also numerous other applications, such as the status display of access controls and cabinet systems.

### Advantages of our WIN system:

- Simultaneous monitoring of a large number of machines
- Central monitoring is possible, even in areas without network infrastructure (e.g., Ethernet)
- Can be operated parallel to other wireless applications
- High wireless range possible
- No programming or parameterization required
- Graphical evaluation of machine states
- Retrospective analysis of machine states
- Error messages via e-mail

### WIN wireless system

Using the WIN (Wireless Information Network) system, it is possible to simultaneously monitor the states of up to 50 machines at a central point by transmitting the states via wireless elements integrated into the signal towers (slaves) to a receiving element (master) that is connected to the USB port of a PC.

A slave has a wireless range of up to 300 m. The distance of a slave from the master can be increased by up to 900 m with the help of the integrated repeater and routing function.



### Wireless multiplexer

In addition to creating a complete wireless system, it is also possible to mirror the state of a signal tower outside of the line of sight wirelessly to another signal tower with the wireless multiplexer set (PSD-S MUX SET). Both elements of the set can be used directly without prior configuration.

## Technical data

### General data

Input voltage	24 V DC
Ambient temperature	-20°C ... 50°C
Degree of protection	IP65, when installed
Diameter	70 mm
Mounting position	Any
Approvals	

### Optical elements

Type of optical signal	Permanent light (bulb), flashing light (Xenon flash tube), LED permanent light, LED blinking light, LED flashing light (double flash), LED random flashing light, LED rotating light
Calotte color	Red, green, yellow, clear, blue

### Acoustic elements

Type of acoustic signal	Siren, buzzer, voice output
Volume	Max. 105 dB(A)

### Wireless elements

Frequency	868 MHz or 915 MHz (  )
-----------	--

# PSD signal towers

## Mounting options tailored to your requirements

### Construction of a PSD signal tower – modular and flexible

To assemble your signal tower, proceed as follows:

- ① Select the appropriate mounting method for your signal tower application: surface or tube mounting
- ② If applicable, select the angled connector or outlet box
- ③ If applicable, select the base and the required tube length: 110 mm ... 1000 mm
- ④ Select the appropriate connection element for the mounting type: screw or spring-cage connection
- ⑤ Select
  - (a) the optional wireless elements,
  - (b) the required optical elements,
  - (c) if applicable, the acoustic element



⑤a



Order No. 2700679  
**WIN wireless system**



Order No. 2700683  
**Wireless multiplexer**

④



Order No. 2700093  
**Connection element with screw connection**



Order No. 2700091  
**Connection element with spring-cage connection**

②



Order No. 2700160  
**Bracket for single-sided surface mounting**



Order No. 2700161  
**Bracket for two-sided surface mounting**

①

**Surface mounting**

### Without wireless element:

You can combine up to five optical signal elements or up to four optical and one acoustic signal element.

### With wireless element:

You can combine up to four optical signal elements or up to three optical and one acoustic signal element.

5b

#### Optical signal elements

(LED) permanent light,  
(LED) flashing light,  
LED blinking light,  
etc.  
(for ordering information  
see page 6)



#### Acoustic signal elements

Siren, buzzer,  
voice output  
(for ordering information  
see page 7)



5c



Order No. 2700095  
**Connection element  
with screw connection**



Order No. 2700092  
**Connection element  
with spring-cage  
connection**

4



Order No. 2700150  
**Adapter for single-hole  
mounting**



Order No. 2700156  
**Base with integrated  
tube, 110 mm long**

250 mm Order No. 2700157  
400 mm Order No. 2700158  
1000 mm Order No. 2700154  
**Tube, Ø 25 mm**



Order No. 2700152  
**Tube for direct  
mounting on the  
foldaway base**



Order No. 2700163  
**Base for tube,  
Ø 25 mm, plastic**



Order No. 2700164  
**Base for tube,  
Ø 25 mm, metal**



Order No. 2700151  
**Foldaway base,  
pitch 7.5°**

3



Order No. 2700153  
**Outlet box with  
lateral cable entry**



Order No. 2700155  
**Outlet box with  
magnetic base and  
lateral cable entry**



Order No. 2700149  
**Bracket for base  
mounting with hidden  
cable routing**



Order No. 2700143  
**Bracket for base  
mounting**





2

## Tube mounting

1

## Product overview – PSD signal towers

### Optical signal elements (see page 5)

					
Permanent light	<b>PSD-S OE RD</b> Order No. 2700096 • Without bulb • 12 to 240 V AC/DC	<b>PSD-S OE YE</b> Order No. 2700098 • Without bulb • 12 to 240 V AC/DC	<b>PSD-S OE GN</b> Order No. 2700097 • Without bulb • 12 to 240 V AC/DC	<b>PSD-S OE CL</b> Order No. 2700099 • Without bulb • 12 to 240 V AC/DC	<b>PSD-S OE BU</b> Order No. 2700100 • Without bulb • 12 to 240 V AC/DC
	<b>PSD-S OE FL RD</b> Order No. 2700101 • Xenon flash tube • 24 V DC	<b>PSD-S OE FL YE</b> Order No. 2700103 • Xenon flash tube • 24 V DC	<b>PSD-S OE FL GN</b> Order No. 2700102 • Xenon flash tube • 24 V DC	<b>PSD-S OE FL CL</b> Order No. 2700105 • Xenon flash tube • 24 V DC	<b>PSD-S OE FL BU</b> Order No. 2700106 • Xenon flash tube • 24 V DC
LED permanent light	<b>PSD-S OE LED RD</b> Order No. 2700107 • 24 V AC/DC	<b>PSD-S OE LED YE</b> Order No. 2700122 • 24 V AC/DC	<b>PSD-S OE LED GN</b> Order No. 2700119 • 24 V AC/DC	<b>PSD-S OE LED CL</b> Order No. 2700127 • 24 V AC/DC	<b>PSD-S OE LED BU</b> Order No. 2700131 • 24 V AC/DC
	<b>PSD-S OE LED BL RD</b> Order No. 2700114 • 24 V AC/DC	<b>PSD-S OE LED BL YE</b> Order No. 2700123 • 24 V AC/DC	<b>PSD-S OE LED BL GN</b> Order No. 2700121 • 24 V AC/DC	<b>PSD-S OE LED BL CL</b> Order No. 2700128 • 24 V AC/DC	<b>PSD-S OE LED BL BU</b> Order No. 2700132 • 24 V AC/DC
LED flashing light	<b>PSD-S OE LED FL RD</b> Order No. 2700115 • Double flash • 24 V DC	<b>PSD-S OE LED FL YE</b> Order No. 2700124 • Double flash • 24 V DC		<b>PSD-S OE LED FL CL</b> Order No. 2700129 • Double flash • 24 V DC	<b>PSD-S OE LED FL BU</b> Order No. 2700134 • Double flash • 24 V DC
	<b>PSD-S OE LED RFL RD</b> Order No. 2700118 • 24 V DC	<b>PSD-S OE LED RFL YE</b> Order No. 2700126 • 24 V DC		<b>PSD-S OE LED RFL CL</b> Order No. 2700130 • 24 V DC	<b>PSD-S OE LED RFL BU</b> Order No. 2700135 • 24 V DC
LED rotating light	<b>PSD-S OE LED RL RD</b> Order No. 2700116 • 24 V AC/DC	<b>PSD-S OE LED RL YE</b> Order No. 2700125 • 24 V AC/DC			

### Accessories

			
<b>PSD-S AS BULB 5W</b> Order No. 2700142 <b>Bulb</b> • 5 W • 24 V • BA 15d base	<b>PSD-S AS CABLE GLAND M16X1,5</b> Order No. 2700145 <b>Cable gland</b> • M16 x 1.5 mm	<b>PSD-S AS LABEL BOARD</b> Order No. 2700147 <b>Labeling panel for tube mounting</b> • Complete with mounting material	<b>PSD-S AS END COVER</b> Order No. 2700148 <b>End cover (replacement part)</b>

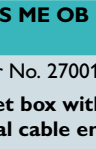
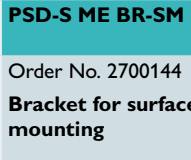
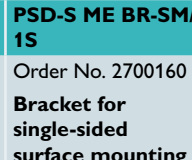
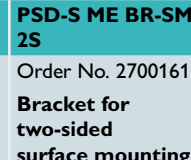
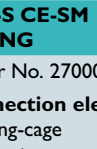
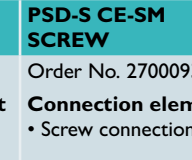
## Wireless elements (see page 4)

				
<b>PSD-S-WIN MA</b>	<b>PSD-S-WIN SL</b>	<b>PSD-WIN STARTERKIT</b>	<b>PSD-WIN SET-1MA-3SL</b>	<b>PSD-S MUX SET</b>
<b>WIN master</b> Order No. 2700682 868 MHz ... 868.6 MHz Order No. 2701664 915 MHz	<b>WIN slave</b> Order No. 2700681 868 MHz ... 868.6 MHz Order No. 2701565 915 MHz	<b>WIN starter kit</b> Order No. 2700680 868 MHz ... 868.6 MHz Order No. 2701564 915 MHz	<b>WIN set</b> Order No. 2700679 868 MHz ... 868.6 MHz Order No. 2701563 915 MHz	<b>Wireless multiplexer set</b> Order No. 2700683 868 MHz ... 868.6 MHz Order No. 2701566 915 MHz

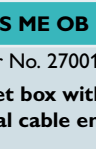
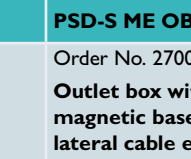
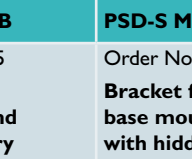
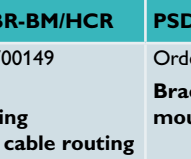
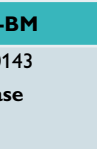
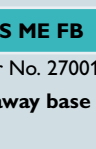
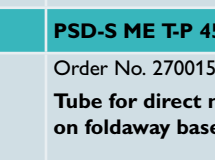
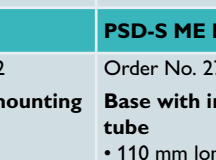
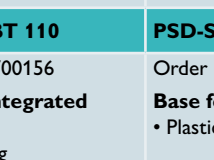

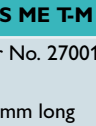
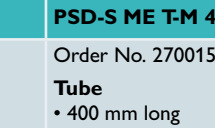
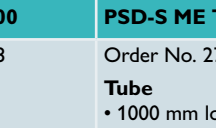
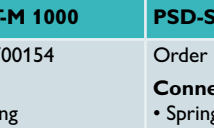

## Acoustic signal elements (see page 5)

					
<b>PSD-S AE SC1-2 105DB</b>	<b>PSD-S AE BM2-1 85DB</b>	<b>PSD-S AE SP1-3 100DB/2</b>	<b>PSD-S AE SM8-5 100DB/1</b>	<b>PSD-S AE SM7-4 100DB/3</b>	<b>PSD-S AE V15/1</b>
Order No. 2700139 <b>Siren</b> • Alternating continuous tone • Max. 105 dB(A) • IP40 protection • 24 V DC	Order No. 2700136 <b>Buzzer</b> • Continuous/pulse tone • Max. 85 dB(A) • 24 V AC/DC	Order No. 2700137 <b>Siren</b> • Pulse tone • Automatic volume control • Max. 100 dB(A) • 24 V DC	Order No. 2700138 <b>Siren</b> • 8 tones • Max. 100 dB(A) • Tones can be selected via DIP switch • 24 V AC/DC	Order No. 2700141 <b>Siren</b> • 7 tones • Max. 100 dB(A) • Tone selection via 3 signal cables • 24 V DC	Order No. 2700140 <b>Voice output</b> • Up to 15 sound sequences • Max. play time of 60 minutes • 24 V DC

## Connection and mounting elements for surface mounting (see page 4)

					
<b>PSD-S ME OB</b>	<b>PSD-S ME BR-SM</b>	<b>PSD-S ME BR-SM/1S</b>	<b>PSD-S ME BR-SM/2S</b>	<b>PSD-S CE-SM SPRING</b>	<b>PSD-S CE-SM SCREW</b>
Order No. 2700153 <b>Outlet box with lateral cable entry</b>	Order No. 2700144 <b>Bracket for surface mounting</b>	Order No. 2700160 <b>Bracket for single-sided surface mounting</b>	Order No. 2700161 <b>Bracket for two-sided surface mounting</b>	Order No. 2700091 <b>Connection element</b> • Spring-cage connection	Order No. 2700093 <b>Connection element</b> • Screw connection

## Connection and mounting elements for tube mounting (see page 5)

				
<b>PSD-S ME OB</b>	<b>PSD-S ME OB/MB</b>	<b>PSD-S ME BR-BM/HCR</b>	<b>PSD-S ME BR-BM</b>	<b>PSD-S ME A-SH M18</b>
Order No. 2700153 <b>Outlet box with lateral cable entry</b>	Order No. 2700155 <b>Outlet box with magnetic base and lateral cable entry</b>	Order No. 2700149 <b>Bracket for base mounting with hidden cable routing</b>	Order No. 2700143 <b>Bracket for base mounting</b>	Order No. 2700150 <b>Adapter for single-hole mounting</b>
				
<b>PSD-S ME FB</b>	<b>PSD-S ME T-P 45</b>	<b>PSD-S ME BT 110</b>	<b>PSD-S ME B-P</b>	<b>PSD-S ME B-M</b>
Order No. 2700151 <b>Foldaway base</b>	Order No. 2700152 <b>Tube for direct mounting on foldaway base</b>	Order No. 2700156 <b>Base with integrated tube</b> • 110 mm long	Order No. 2700163 <b>Base for tube</b> • Plastic	Order No. 2700164 <b>Base for tube</b> • Metal
				
<b>PSD-S ME T-M 250</b>	<b>PSD-S ME T-M 400</b>	<b>PSD-S ME T-M 1000</b>	<b>PSD-S CE-TM SPRING</b>	<b>PSD-S CE-TM SCREW</b>
Order No. 2700157 <b>Tube</b> • 250 mm long	Order No. 2700158 <b>Tube</b> • 400 mm long	Order No. 2700154 <b>Tube</b> • 1000 mm long	Order No. 2700092 <b>Connection element</b> • Spring-cage connection	Order No. 2700095 <b>Connection element</b> • Screw connection



Always up-to-date, always available to you. Here you'll find everything on our products, solutions and service:

[www.phoenixcontact.net](http://www.phoenixcontact.net)

## Product range

- Cables and connectors
- Controllers and PLCs
- DIN rail power supplies and UPS
- Electronic reversing contactors and motor control
- Electronics housing
- Ethernet networks
- Fieldbus components and systems
- Functional safety
- HMIs and industrial PCs
- I/O systems
- Industrial communication technology
- Industrial lighting
- Installation and mounting material
- Marking and labeling
- Measurement and control technology
- Modular terminal blocks
- Monitoring and signaling
- PCB terminal blocks and PCB connectors
- Plug-in connectors
- Protective devices
- Relays
- Sensor cables and connectors
- Software
- Surge protection devices
- System cabling for DCS and PLC
- Tools
- Wireless data communication

PHOENIX CONTACT GmbH & Co. KG  
32825 Blomberg, Germany  
Phone: +49 (0) 52 35 3-00  
Fax: +49 (0) 52 35 3-4 12 00  
[www.phoenixcontact.net](http://www.phoenixcontact.net)



Компания «Life Electronics» занимается поставками электронных компонентов импортного и отечественного производства от производителей и со складов крупных дистрибьюторов Европы, Америки и Азии.

С конца 2013 года компания активно расширяет линейку поставок компонентов по направлению коаксиальный кабель, кварцевые генераторы и конденсаторы (керамические, пленочные, электролитические), за счёт заключения дистрибьюторских договоров

Мы предлагаем:

- Конкурентоспособные цены и скидки постоянным клиентам.
- Специальные условия для постоянных клиентов.
- Подбор аналогов.
- Поставку компонентов в любых объемах, удовлетворяющих вашим потребностям.
- Приемлемые сроки поставки, возможна ускоренная поставка.
- Доставку товара в любую точку России и стран СНГ.
- Комплексную поставку.
- Работу по проектам и поставку образцов.
- Формирование склада под заказчика.
- Сертификаты соответствия на поставляемую продукцию (по желанию клиента).
- Тестирование поставляемой продукции.
- Поставку компонентов, требующих военную и космическую приемку.
- Входной контроль качества.
- Наличие сертификата ISO.

В составе нашей компании организован Конструкторский отдел, призванный помогать разработчикам, и инженерам.

Конструкторский отдел помогает осуществить:

- Регистрацию проекта у производителя компонентов.
- Техническую поддержку проекта.
- Защиту от снятия компонента с производства.
- Оценку стоимости проекта по компонентам.
- Изготовление тестовой платы монтаж и пусконаладочные работы.



Тел: +7 (812) 336 43 04 (многоканальный)  
Email: [org@lifeelectronics.ru](mailto:org@lifeelectronics.ru)