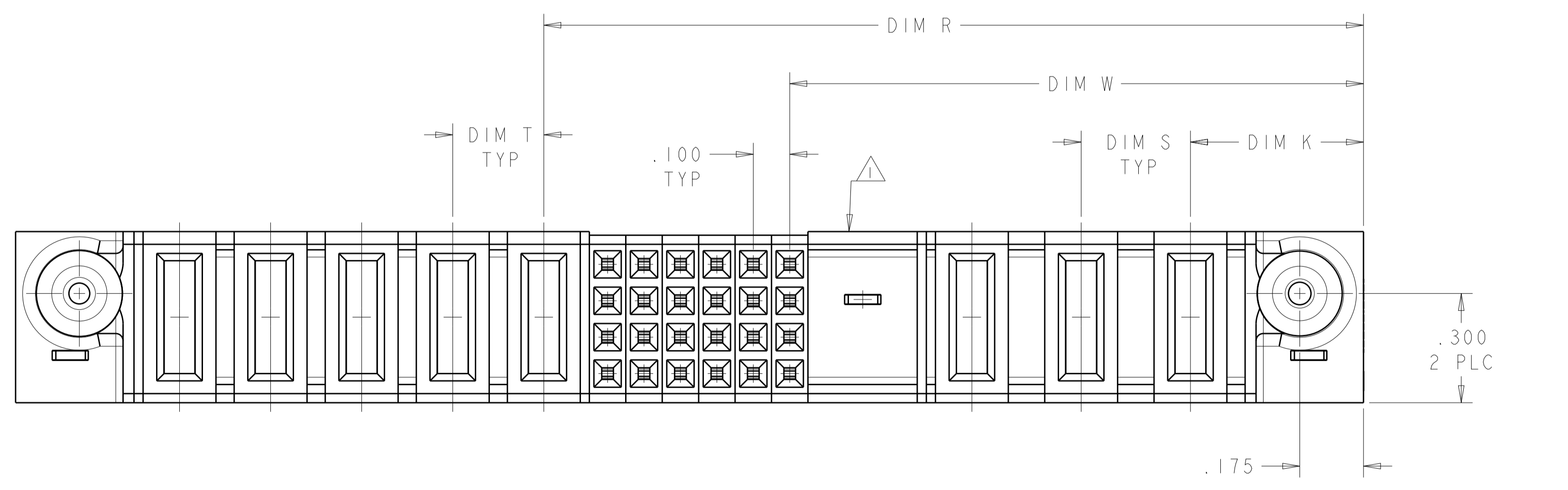
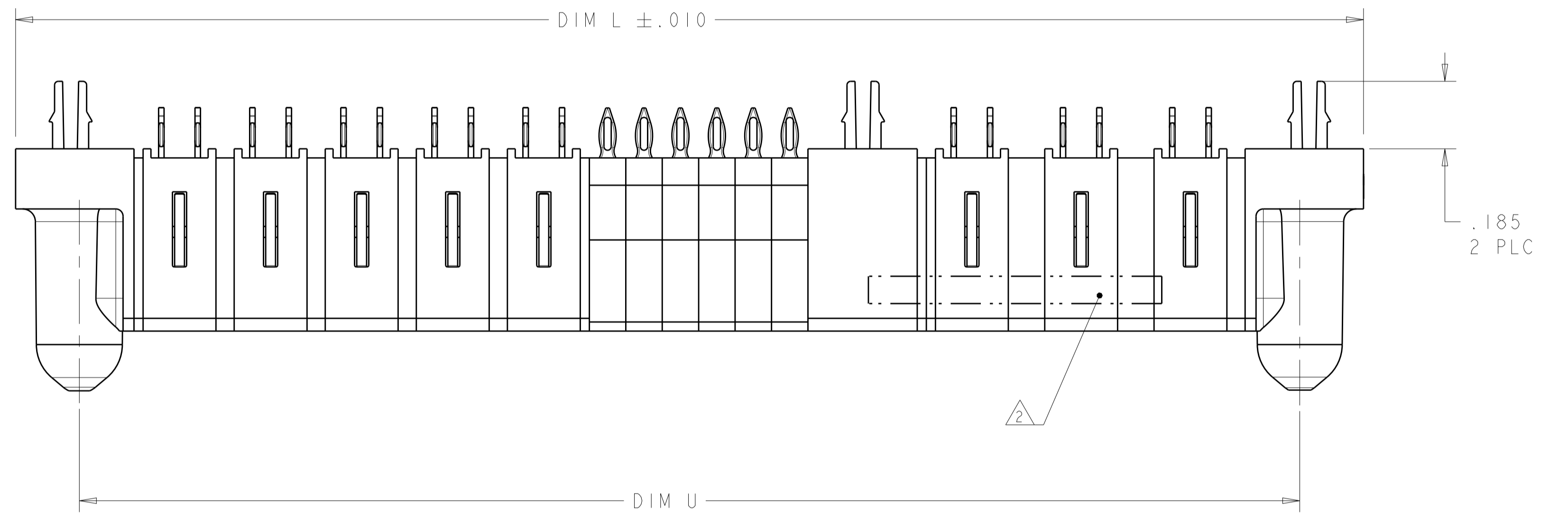
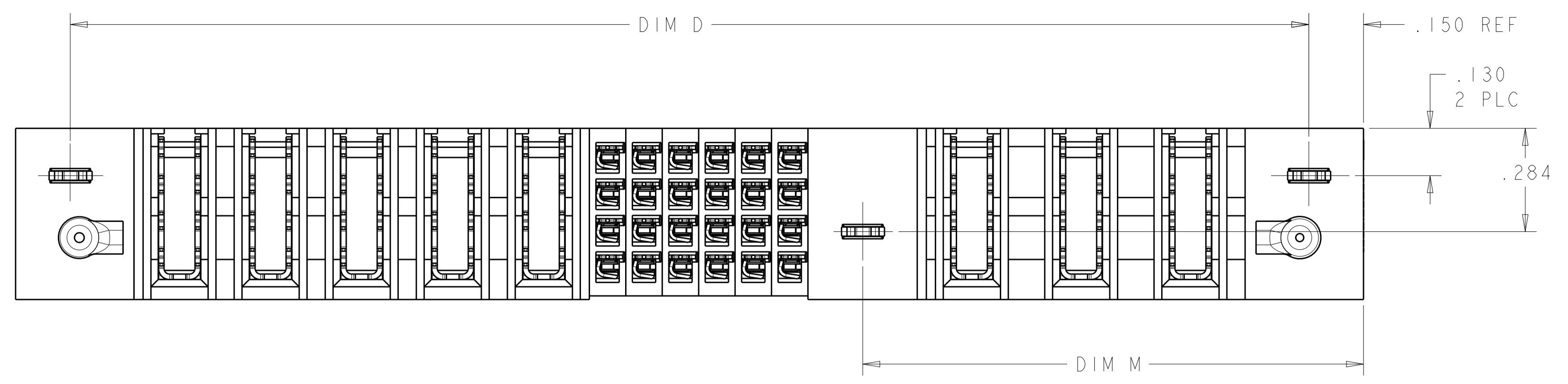
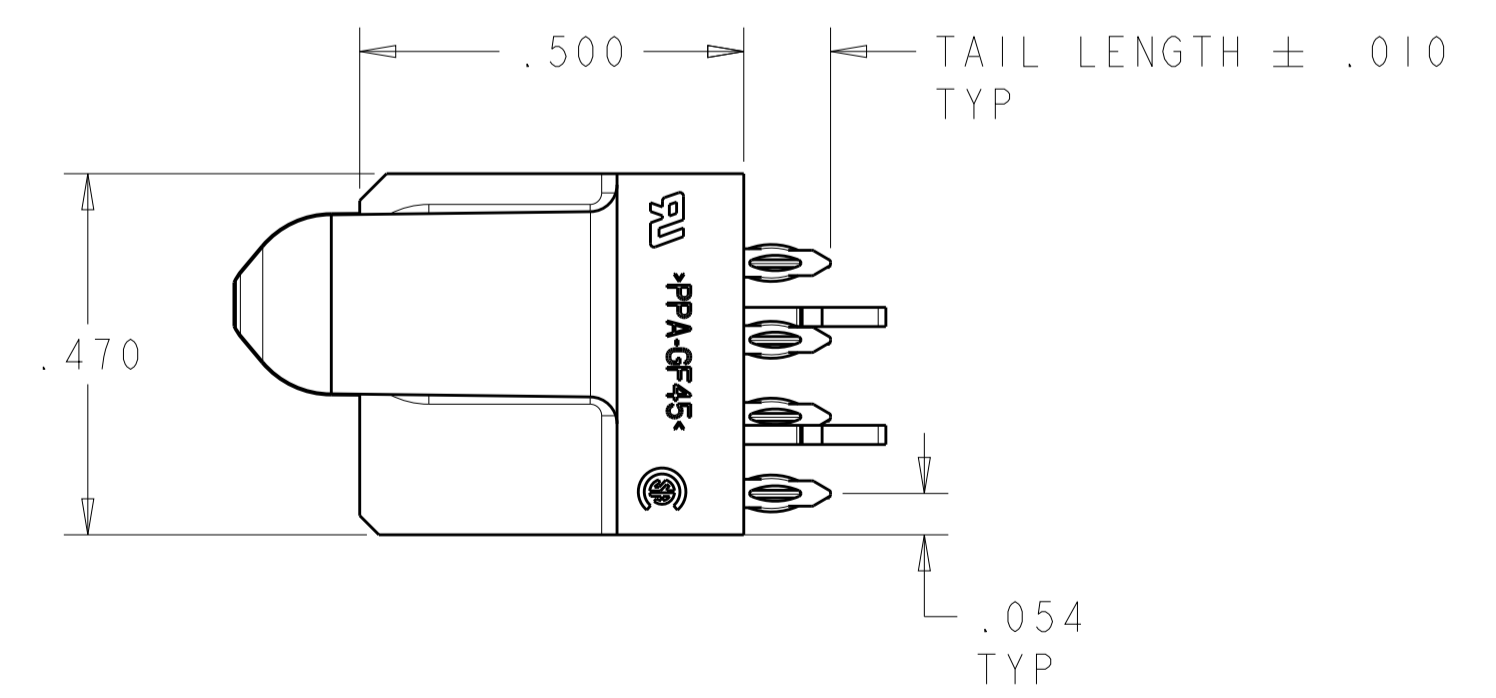


LOC		DIST		REVISIONS			
ES	00	P	LTN	DESCRIPTION	DATE	DWN	APVD
		U3		REV PER ECR-13-015977	14OCT2013	CZ	SZ



- 1 OPTIONAL CENTER MODULE, WITH Ø.150 THRU HOLE OR HOLD DOWN FEATURE
- 2 "AMP", PART NUMBER, AND DATE CODE TO BE MARKED IN AREA SHOWN MARKING ON BOTH SIDES PERMITTED FOR PARTS UNDER 2.00 LONG
- 3 MATERIAL: HOUSING - GLASS FILLED HIGH TEMP THERMO PLASTIC, UL94 V-0, BLACK
 SIGNAL CONTACT - HIGH CONDUCTIVITY COPPER ALLOY
 POWER CONTACT - HIGH CONDUCTIVITY COPPER ALLOY
- 4 CONTACT PLATING: NOBLE METAL PLATING ON CONTACT FUNCTIONAL AREA OF POWER AND SIGNAL CONTACTS
- 5 MECHANICAL CONNECTOR KEEP OUT ZONE
- 6 DATUM AND BASIC DIMENSIONS ESTABLISHED BY CUSTOMER
- 7 PCB - ALL HOLE DIAMETERS ARE FINISHED HOLE SIZES
- 8 PCB - .0453 ±.0010 DRILLED HOLES PLATED WITH .0003 MIN Sn OVER .001 TO .003 PLATING TO ACHIEVE A .040 HOLE
- 9 VARIABLE DIMENSION SHOWN ON VIEW (SHEET 7, 10)



THIS DRAWING IS A CONTROLLED DOCUMENT.		DWN R. GRZYBOWSKI CHK M. PERCHERKE	02MAY05 02MAY05	STE TE Connectivity
DIMENSIONS: INCHES		APVD M. PERCHERKE	NAME VERTICAL RECEPTACLE ASSEMBLY WITH GUIDES, MULTI-BEAM XL	
TOLERANCES UNLESS OTHERWISE SPECIFIED:		PRODUCT SPEC		RESTRICTED TO
0 PLC ±.01		108-1973		
1 PLC ±.01		APPLICATION SPEC		SCALE 4:1 SHEET 1 OF 23 REV U3
2 PLC ±.005		SIZE CAGE CODE DRAWING NO A100779C=6450550		
3 PLC ±.0020		WEIGHT		CUSTOMER DRAWING
ANGLES ±.020		FINISH		
FINISH		MATERIAL		

LOC	DIST	REVISIONS					
ES	00	P	LTN	DESCRIPTION	DATE	DWN	APVD
		-		SEE SHEET 1			

-	4.300	4.250	.250	.250	3.150	1.875	4.600	.450	6P + 48S + 5P	7-6450550-3
-	3.850	3.800	.250	.250	2.950	1.375	4.150	.450	4P + 60S + 4P	7-6450550-2
-	1.950	1.900	.250	.250	1.550	.875	2.250	.450	2P + 24S + 2P	7-6450550-1
-	2.350	2.300	.250	.250	1.700	1.175	2.650	.450	3P + 16S + 3P	6-6450550-9
-	2.650	2.600	.250	.250	2.000	1.125	2.950	.450	3P + 32S + 3P	6-6450550-7
-	2.050	2.000	.250	.250	1.650	.925	2.350	.450	2P + 24S + 2P	6-6450550-6
-	5.450	5.400	.250	.250	3.300	2.625	5.750	.450	9P + 24S + 9P	6-6450550-5
-	2.250	2.20	.250	.250	1.350	.875	2.550	.450	2P + 16S + 4P	6-6450550-4
-	4.450	4.400	.250	.250	2.800	2.125	4.750	.450	7P + 24S + 7P	6-6450550-3
-	-	3.950	.250	.200	2.125	1.025	4.300	.425	3P + 40S + 8P	6-6450550-2
-	5.450	5.400	.250	.250	3.300	2.625	5.750	.450	9P + 24S + 9P	6-6450550-1
-	3.300	3.250	.250	.250	2.400	1.675	3.600	.450	5P + 24S + 4P	6-6450550-0
-	3.300	3.250	.250	.250	2.150	1.425	3.600	.450	4P + 24S + 5P	5-6450550-9
-	2.150	2.100	-	.250	1.750	.875	2.450	.450	2P + 32S + 2P	5-6450550-8
-	3.050	3.000	.250	.250	2.150	1.425	3.350	.450	4P + 24S + 4P	5-6450550-7
-	2.250	2.200	.200	.200	1.725	1.025	2.550	.425	3P + 24S + 3P	5-6450550-6
-	3.300	3.250	.250	.250	2.150	1.425	3.600	.450	4P + 24S + 5P	5-6450550-5
-	2.250	2.200	.250	.250	1.350	.875	2.550	.450	2P + 16S + 4P	5-6450550-4
-	-	3.050	.250	.300	1.950	1.275	3.400	.475	3ACP + 24S + 5P	5-6450550-3
-	1.950	1.900	.250	.250	1.550	.875	2.250	.450	2P + 24S + 2P	5-6450550-0
-	-	6.300	△ ₉	△ ₉	3.925	3.275	6.650	.425	14P + 24S + 12P	4-6450550-9
-	1.950	1.900	.250	.250	1.550	.875	2.250	.450	2P + 24S + 2P	4-6450550-7
-	3.950	3.900	.250	.250	2.550	1.875	4.250	.450	6P + 24S + 6P	4-6450550-5
-	-	2.400	.250	.250	1.550	1.375	2.750	.450	4P + 4S + 4P	4-6450550-2
-	-	2.400	.250	.250	1.550	.875	2.750	.450	2P + 24S + 4P	4-6450550-0
-	-	3.100	.200	.200	2.225	1.375	3.450	.425	5P + 32S + 5P	3-6450550-5
-	-	5.450	△ ₉	△ ₉	3.075	2.425	5.800	.425	10P + 24S + 12P	3-6450550-2
-	3.350	3.300	.250	.250	2.450	1.375	3.650	.450	4P + 40S + 4P	2-6450550-9
-	-	3.100	.200	.200	2.225	1.375	3.450	.425	5P + 32S + 5P	2-6450550-8
-	-	2.100	.250	.300	1.750	1.275	2.450	.475	3ACP + 16S + 2P	2-6450550-4
-	-	2.250	.250	.200	1.900	1.225	2.600	.450	4P + 24S + 2P	1-6450550-9
-	4.325	4.275	.250	△ ₉	3.175	2.500	4.625	.475	2ACP + 6P + 24S + 5P	1-6450550-8
-	-	1.575	-	-	1.425	.700	1.925	.475	1P + 24S + 1P	1-6450550-7
-	-	2.500	.250	.250	2.150	1.425	2.850	.450	4P + 24S + 2P	1-6450550-6
-	1.950	1.900	.250	.250	1.550	.875	2.250	.450	2P + 24S + 2P	1-6450550-5
-	2.850	2.800	.300	.250	2.075	1.375	3.150	.450	4P + 24S + 3ACP	1-6450550-4
-	3.550	3.500	.200	.200	2.225	1.775	3.850	.425	7P + 16S + 7P	1-6450550-3
-	4.450	4.400	.250	.250	4.050	.875	4.750	.450	2P + 124S + 2P	1-6450550-2
-	4.550	4.500	.250	.300	1.650	.975	4.850	.475	2ACP + 24S + 12P	1-6450550-1
-	2.550	2.500	.250	.250	2.150	.875	2.850	.450	2P + 48S + 2P	1-6450550-0
-	-	4.050	.300	.250	3.350	2.875	4.400	.450	10P + 16S + 3ACP	6450550-8
-	-	3.950	.250	.200	2.125	1.025	4.300	.425	3P + 40S + 8P	6450550-7
-	-	4.050	-	.250	3.950	.875	4.400	.450	2P + 120S + 1P	6450550-6
-	-	3.250	-	.250	3.150	.875	3.600	.450	2P + 88S + 1P	6450550-5
-	-	1.400	-	-	1.300	.625	1.750	.450	1P + 24S + 1P	6450550-4
-	-	2.900	.250	.250	2.550	.875	3.250	.450	2P + 64S + 2P	6450550-3
-	-	2.550	.300	.250	1.825	1.125	2.900	.450	3P + 24S + 3ACP	6450550-2
-	-	3.050	.250	.300	1.950	1.275	3.400	.475	3ACP + 24S + 5P	6450550-1
M	D	U	T	S	R	W	L	K	DESCRIPTION	PART NUMBER

U

THIS DRAWING IS A CONTROLLED DOCUMENT. DWN R. GRZYBOWSKI 02MAY05
 CHK M. PERCHERKE 02MAY05

DIMENSIONS: INCHES TOLERANCES UNLESS OTHERWISE SPECIFIED:
 0 PLC ±.01
 1 PLC ±.01
 2 PLC ±.01
 3 PLC ±.005
 4 PLC ±.002
 ANGLES ±.020

MATERIAL FINISH

APVD M. PERCHERKE NAME
 PRODUCT SPEC 108-1973
 APPLICATION SPEC 114-13038

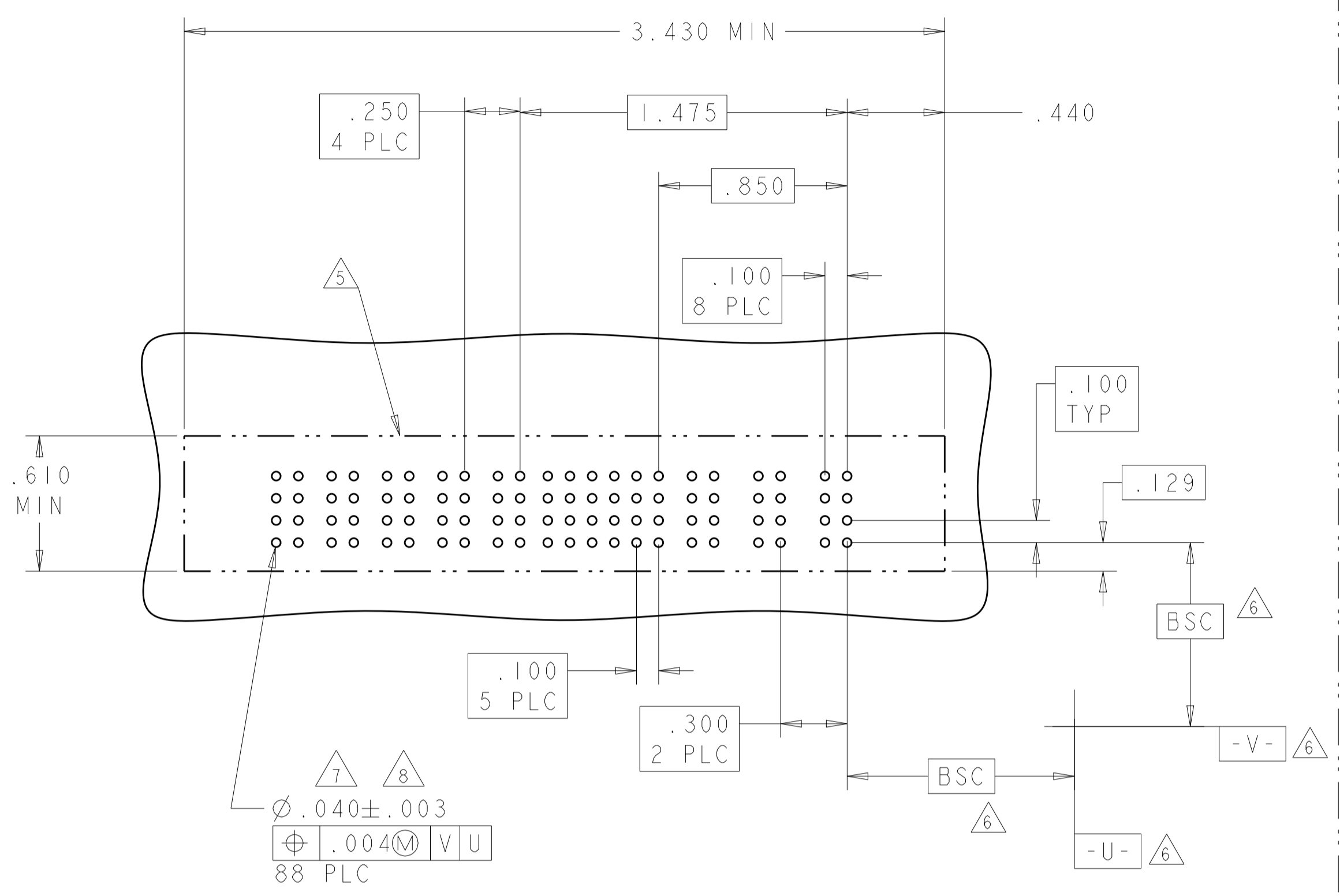
WEIGHT
 CUSTOMER DRAWING

SCALE 4:1 SHEET 2 OF 23 REV U3

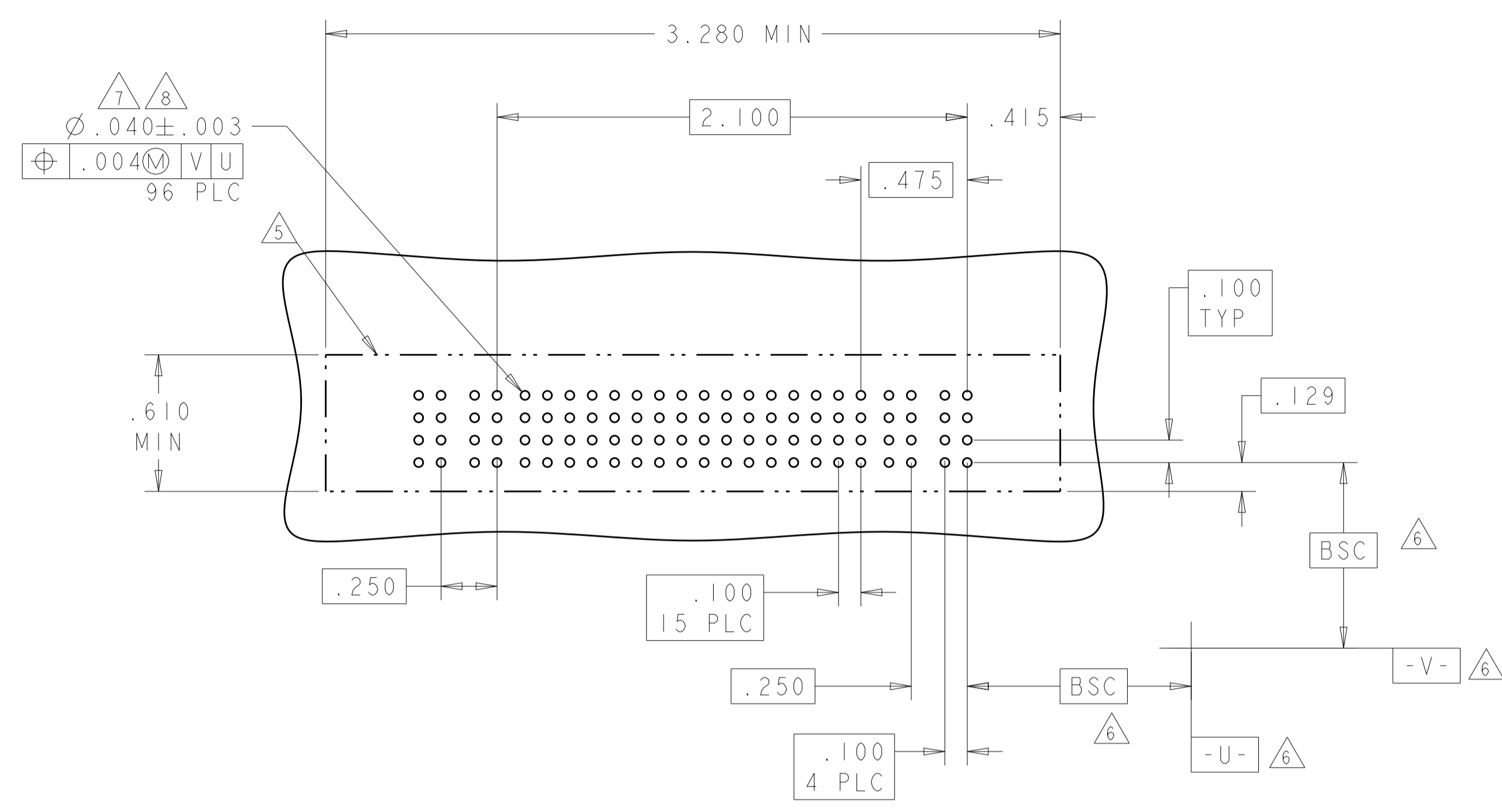
RESTRICTED TO

TE Connectivity
 VERTICAL RECEPTACLE ASSEMBLY WITH GUIDES, MULTI-BEAM XL
 SIZE CAGE CODE DRAWING NO. A100779C=6450550

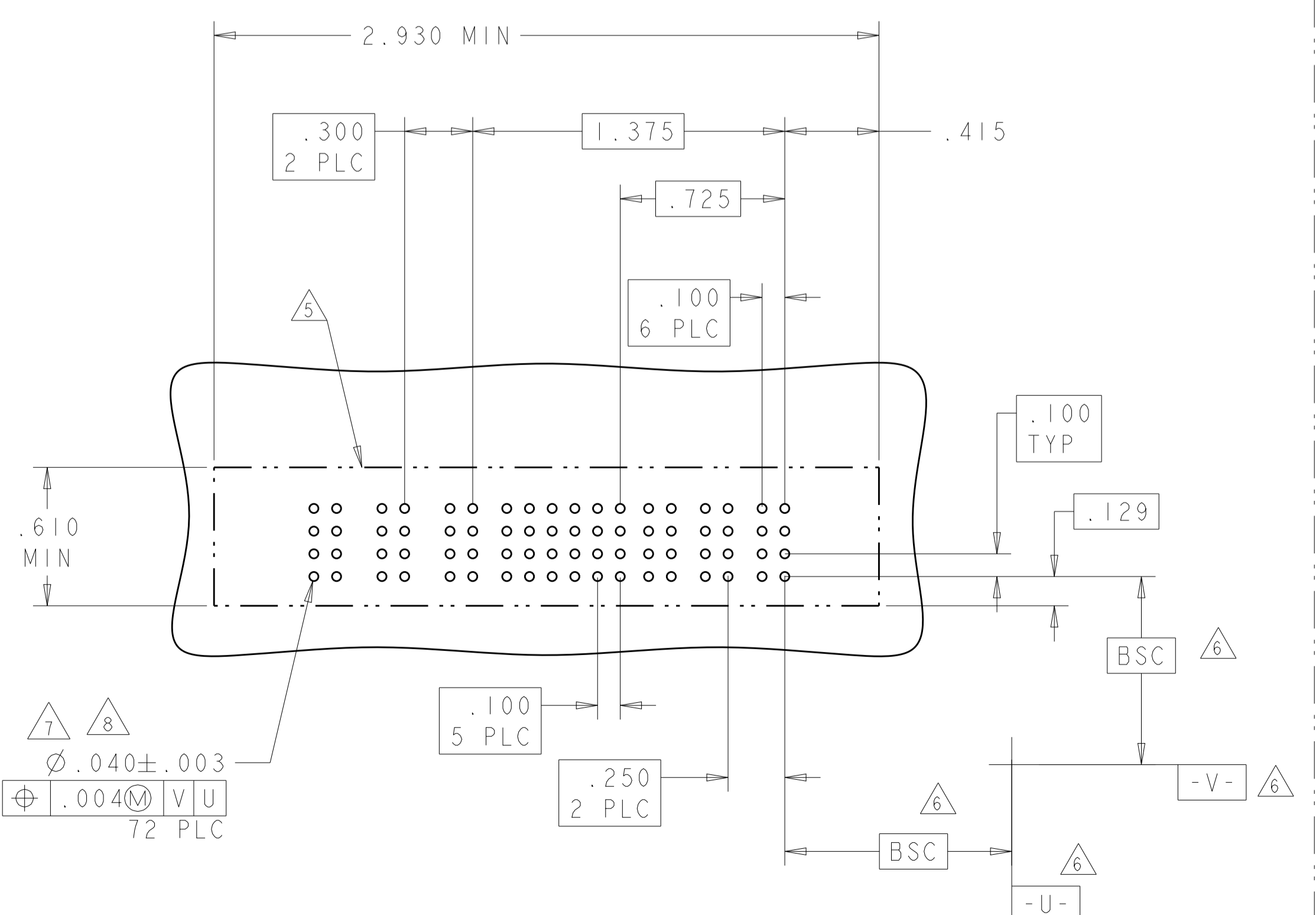
PART NUMBER	ROWS	POWER (L)				SIGNAL						POWER (R)							
		P8	P7	P6	P5	P4	6	5	4	3	2	1	P3	P2	P1				
6450550-1	D C B A	GS	GS	GS	GS	GS	AP	AP	AP	AP	AP	AP	AP	AP	AP	AP	GS	GS	GS
		AP	AP	AP	AP	AP	AP	AP	AP	AP	AP	AP	AP	AP	AP	AP	AP	AP	AP
		AP	AP	AP	AP	AP	AP	AP	AP	AP	AP	AP	AP	AP	AP	AP	AP	AP	AP
		AP	AP	AP	AP	AP	AP	AP	AP	AP	AP	AP	AP	AP	AP	AP	AP	AP	AP
3ACP + 24S + 5P																			



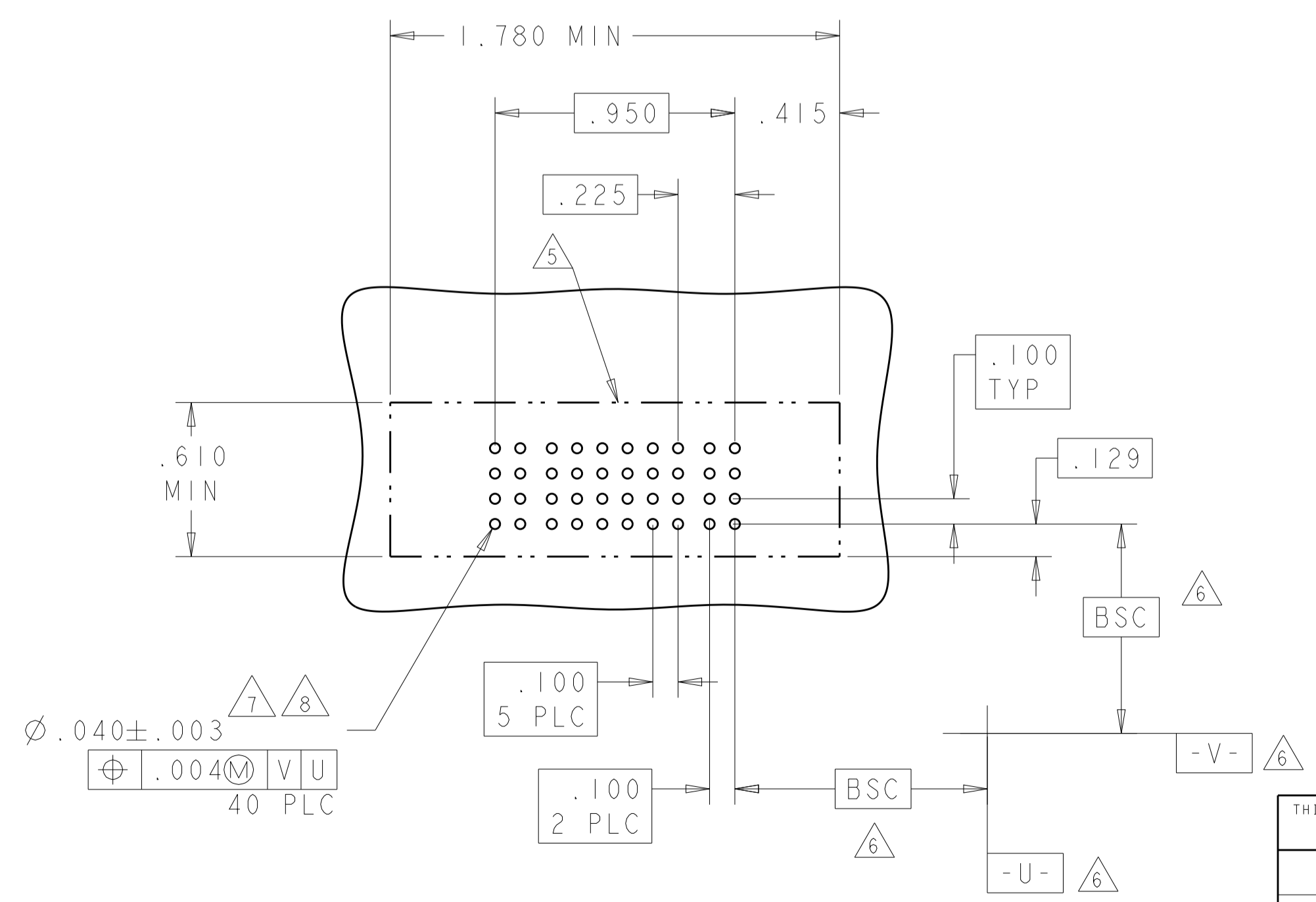
PART NUMBER	ROWS	SIGNAL														POWER (R)									
		P4	P3	16	15	14	13	12	11	10	9	8	7	6	5	4	3	2	1	P2	P1				
6450550-3	D C B A	GP	GS	AP	AP	AP	AP	AP	AP	AP	AP	AP	AP	AP	AP	AP	AP	AP	AP	AP	AP	AP	GS	GP	
		AP	AP	AP	AP	AP	AP	AP	AP	AP	AP	AP	AP	AP	AP	AP	AP	AP	AP	AP	AP	AP	AP	AP	
		AP	AP	AP	AP	AP	AP	AP	AP	AP	AP	AP	AP	AP	AP	AP	AP	AP	AP	AP	AP	AP	AP	AP	AP
		AP	AP	AP	AP	AP	AP	AP	AP	AP	AP	AP	AP	AP	AP	AP	AP	AP	AP	AP	AP	AP	AP	AP	AP
2P + 64S + 2P																									



PART NUMBER	ROWS	POWER (L)			SIGNAL						POWER (R)			
		P6	P5	P4	6	5	4	3	2	1	P3	P2	P1	
6450550-2	D C B A	GP	GS	GS	AP	AP	AP	AP	AP	AP	AP	GS	GS	GS
		AP	AP	AP	AP	AP	AP	AP	AP	AP	AP	AP	AP	AP
		AP	AP	AP	AP	AP	AP	AP	AP	AP	AP	AP	AP	AP
		AP	AP	AP	AP	AP	AP	AP	AP	AP	AP	AP	AP	AP
3P + 24S + 3ACP														



PART NUMBER	ROWS	SIGNAL				POWER (R)				
		P2	6	5	4	3	2	1	P1	
6450550-4	D C B A	GP	AP	AP	AP	AP	AP	AP	AP	GP
		AP	AP	AP	AP	AP	AP	AP	AP	AP
		AP	AP	AP	AP	AP	AP	AP	AP	AP
		AP	AP	AP	AP	AP	AP	AP	AP	AP
IP + 24S + IP										



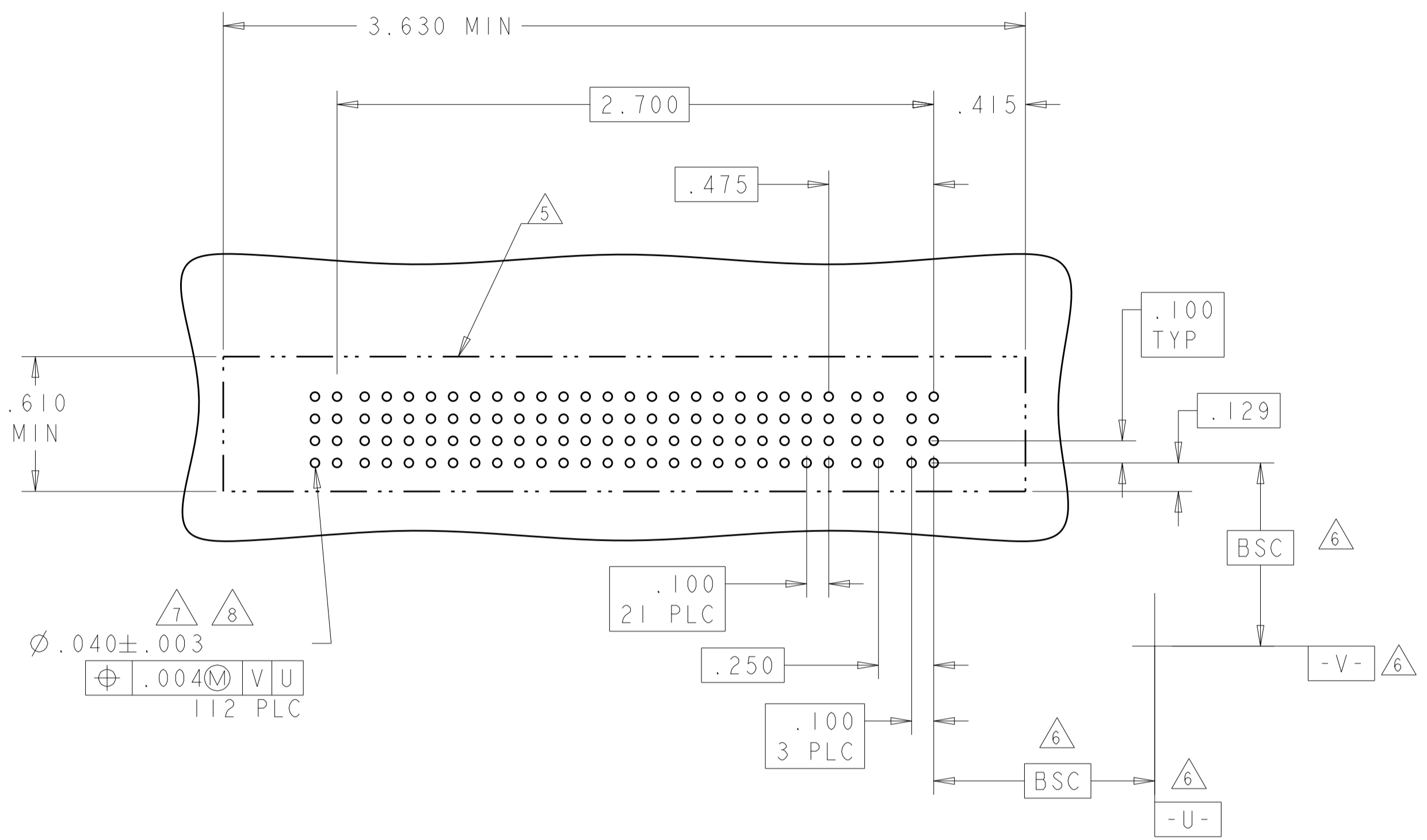
CODE	DESCRIPTION	TAIL LENGTH
VP	POWER CONTACT MFBL	.115
VS	POWER CONTACT STD	.115
P	SINGAL CONTACT	.115
AT	SIGNAL CONTACT	.135
PT	POWER CONTACT MFBL	.135
ST	POWER CONTACT STD	.135
BP	SIGNAL CONTACT	.165
HS	POWER CONTACT, STD	.165
HP	POWER CONTACT, MFBL	.165
AP	SIGNAL CONTACT	.135
GS	POWER CONTACT, STD	.135
GP	POWER CONTACT, MFBL	.135

THIS DRAWING IS A CONTROLLED DOCUMENT.

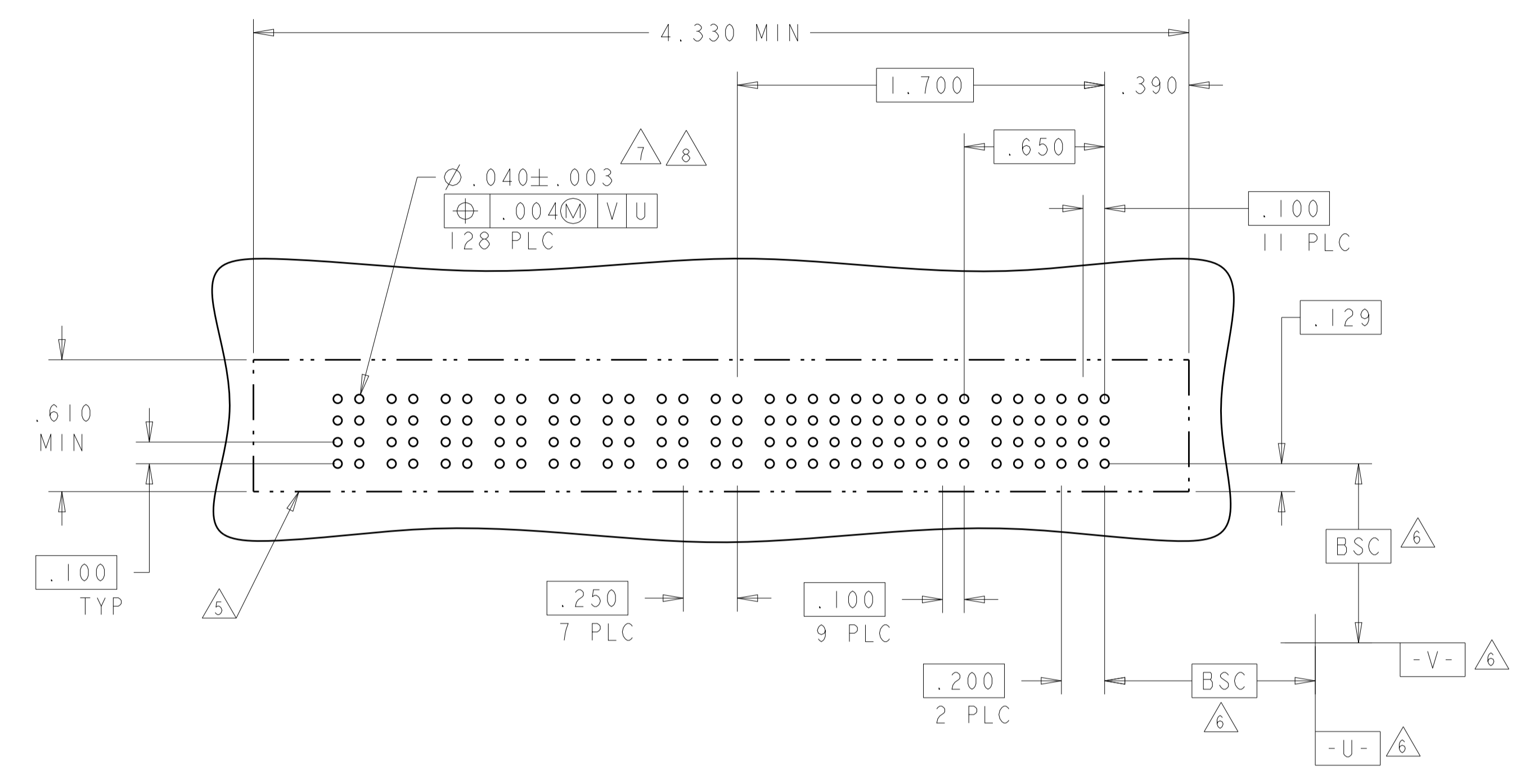
DIMENSIONS: INCHES	TOLERANCES UNLESS OTHERWISE SPECIFIED: 0 PLC ±. 1 PLC ±.01 2 PLC ±.01 3 PLC ±.005 4 PLC ±.0020 ANGLES ±.02	DWN: R. GRZYBOWSKI 02MAY05 CHK: M. PERCHERKE APVD: M. PERCHERKE	NAME: VERTICAL RECEPTACLE ASSEMBLY WITH GUIDES, MULTI-BEAM XL
MATERIAL:	FINISH:	PRODUCT SPEC: 108-1973 APPLICATION SPEC: 114-13038	SIZE: CAGE CODE DRAWING NO: A100779 SCALE: 4:1 SHEET 3 OF 23
CUSTOMER DRAWING		WEIGHT:	RESTRICTED TO: REV U3

LOC	DIST	REVISIONS			
ES	00	REV	DATE	BY	APPV
		1	SEE SHEET 1		

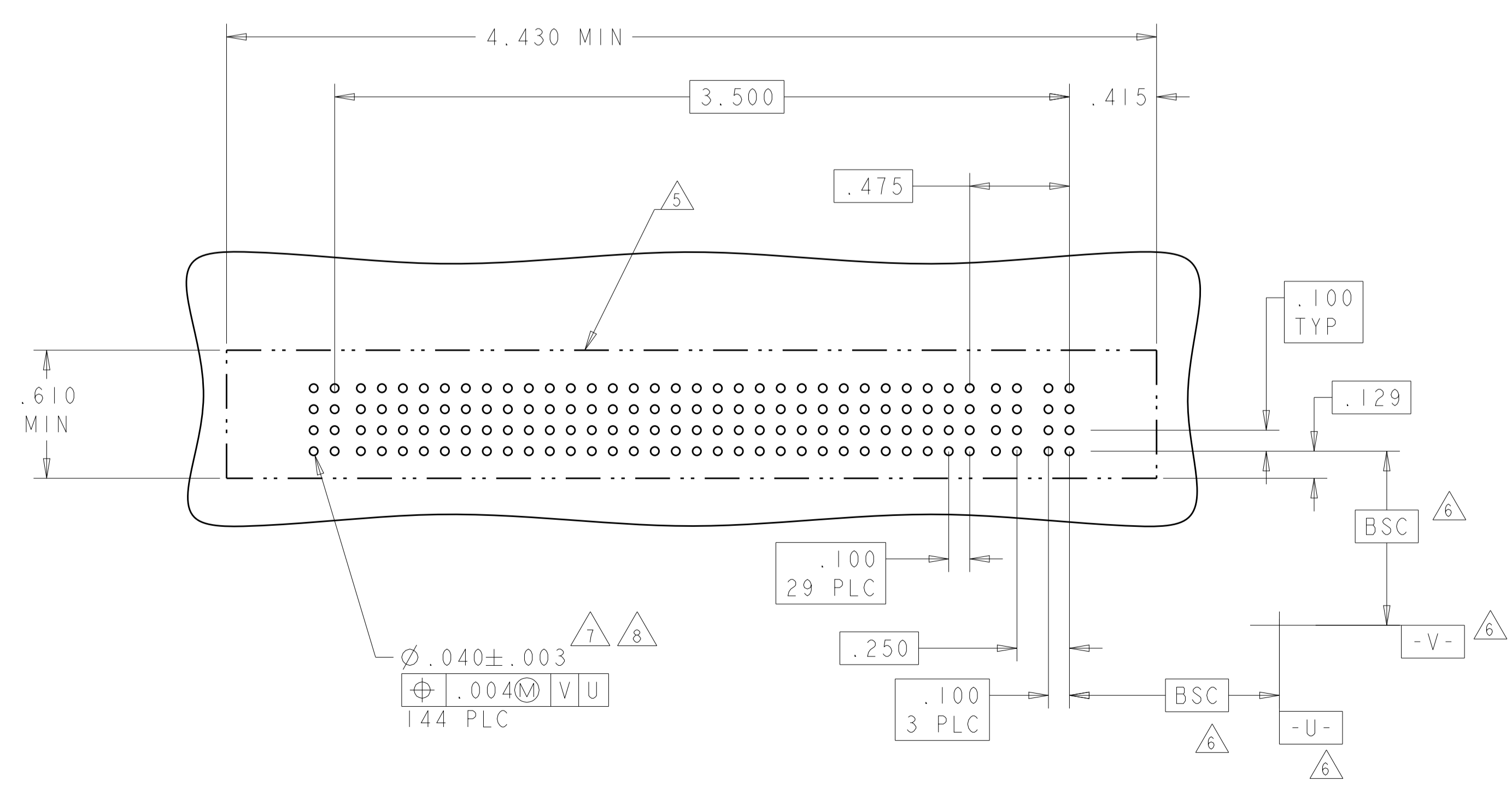
PART NUMBER	ROWS	SIGNAL																				POWER (R)							
		P3	22	21	20	19	18	17	16	15	14	13	12	11	10	9	8	7	6	5	4	3	2	1	P2	P1			
6450550-5	D C B A	GP	AP	AP	AP	AP	AP	AP	AP	AP	AP	AP	AP	AP	AP	AP	AP	AP	AP	AP	AP	AP	AP	AP	AP	GS	GP		
		AP	AP	AP	AP	AP	AP	AP	AP	AP	AP	AP	AP	AP	AP	AP	AP	AP	AP	AP	AP	AP	AP	AP	AP	AP	GS	GP	
		AP	AP	AP	AP	AP	AP	AP	AP	AP	AP	AP	AP	AP	AP	AP	AP	AP	AP	AP	AP	AP	AP	AP	AP	AP	AP	GS	GP
2P + 8S + 1P																													



PART NUMBER	ROWS	POWER								SIGNAL										POWER													
		P11	P10	P9	P8	P7	P6	P5	P4	10	9	8	7	6	5	4	3	2	1	P3	P2	P1											
6450550-7	D C B A	GS	GS	GP	GP	GS	GS	GP	GP	AP	AP	AP	AP	AP	AP	AP	AP	AP	AP	AP	AP	AP	AP	AP	AP	AP	GS	GP	GS				
		AP	AP	AP	AP	AP	AP	AP	AP	AP	AP	AP	AP	AP	AP	AP	AP	AP	AP	AP	AP	AP	AP	AP	AP	AP	AP	AP	AP	GS	GP	GS	
		AP	AP	AP	AP	AP	AP	AP	AP	AP	AP	AP	AP	AP	AP	AP	AP	AP	AP	AP	AP	AP	AP	AP	AP	AP	AP	AP	AP	AP	AP	AP	GS
3P + 40S + 8P																																	



PART NUMBER	ROWS	SIGNAL																												POWER (R)							
		P3	30	29	28	27	26	25	24	23	22	21	20	19	18	17	16	15	14	13	12	11	10	9	8	7	6	5	4	3	2	1	P2	P1			
6450550-6	D C B A	GP	AP	AP	AP	AP	AP	AP	AP	AP	AP	AP	AP	AP	AP	AP	AP	AP	AP	AP	AP	AP	AP	AP	AP	AP	AP	AP	AP	AP	AP	AP	AP	GS	GP		
		AP	AP	AP	AP	AP	AP	AP	AP	AP	AP	AP	AP	AP	AP	AP	AP	AP	AP	AP	AP	AP	AP	AP	AP	AP	AP	AP	AP	AP	AP	AP	AP	AP	AP	GS	GP
		AP	AP	AP	AP	AP	AP	AP	AP	AP	AP	AP	AP	AP	AP	AP	AP	AP	AP	AP	AP	AP	AP	AP	AP	AP	AP	AP	AP	AP	AP	AP	AP	AP	AP	AP	AP
2P + 120S + 1P																																					



THIS DRAWING IS A CONTROLLED DOCUMENT. DWN: R. GRZYBOWSKI 02MAY05
 CHK: M. PERCHERKE 02MAY05
 APVD: M. PERCHERKE

TE Connectivity

NAME: VERTICAL RECEPTACLE ASSEMBLY WITH GUIDES, MULTI-BEAM XL

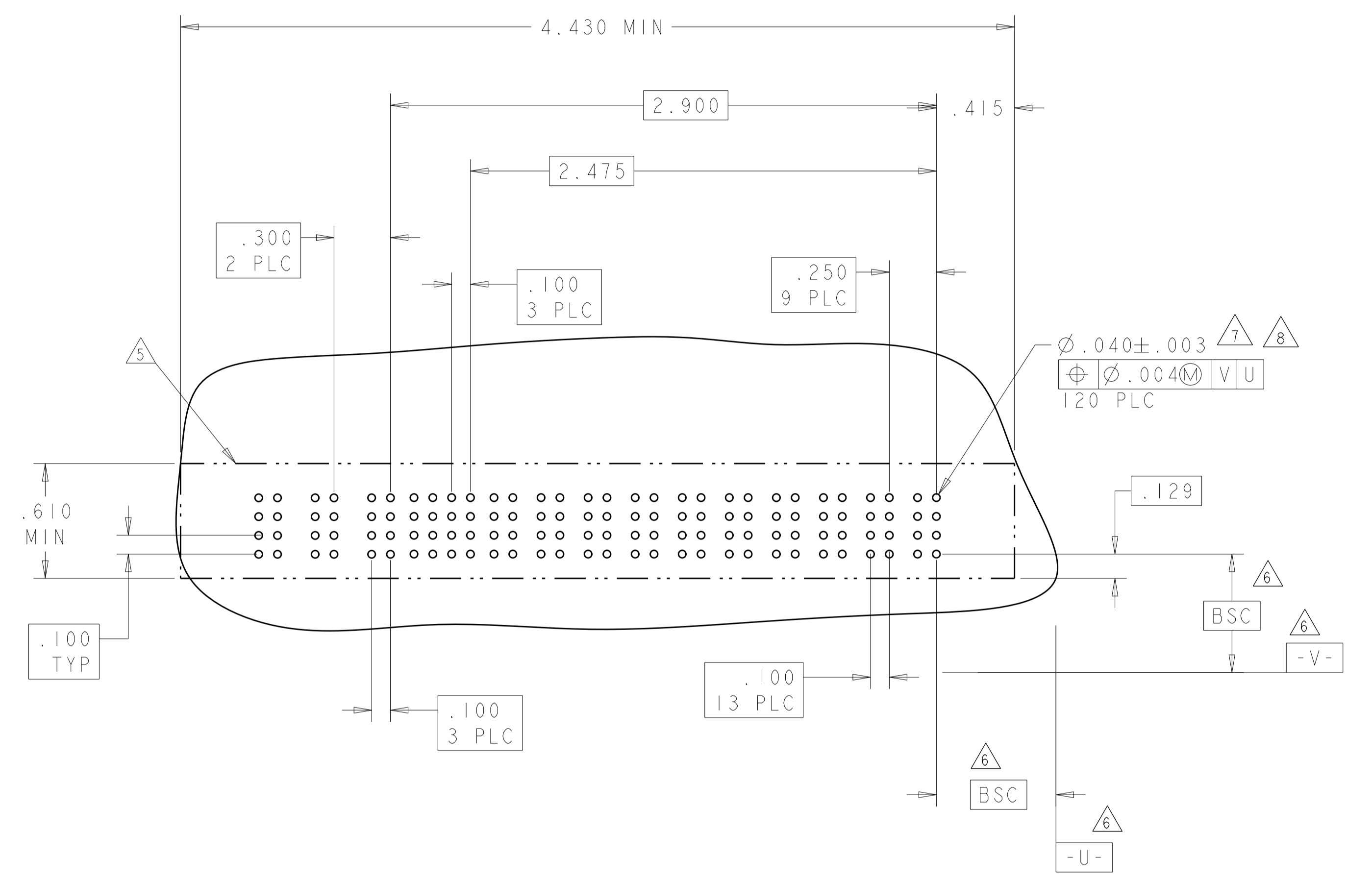
PRODUCT SPEC: 108-1973
 APPLICATION SPEC: 114-13038
 WEIGHT: -
 FINISH: -

SIZE: A1 00779 C=6450550
 SCALE: 4:1 SHEET 4 OF 23 REV: U3

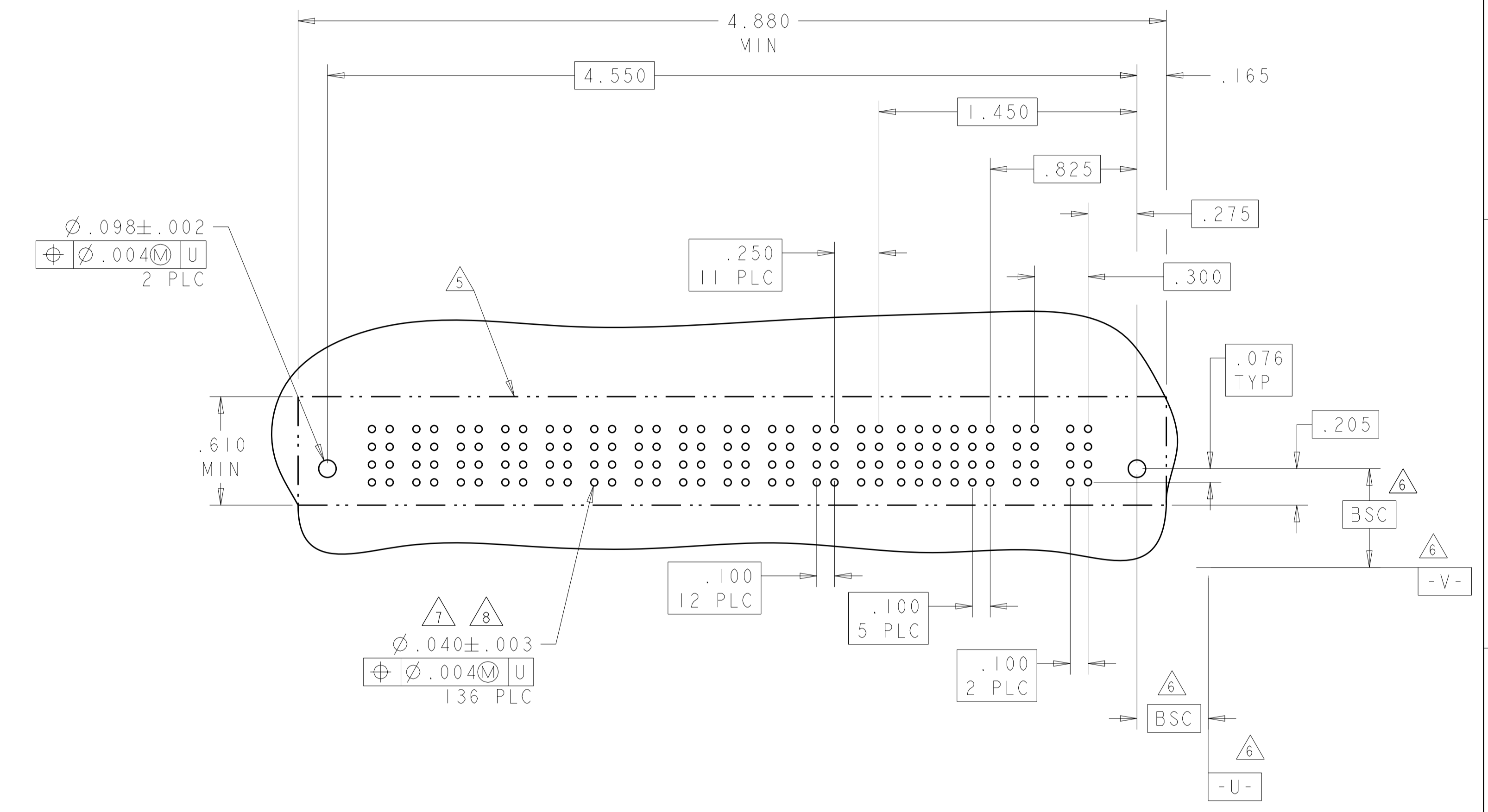
CUSTOMER DRAWING

LOC		DIST		REVISIONS			
ES	00	P	LTN	DESCRIPTION	DATE	DWN	APVD
		-		SEE SHEET 1			

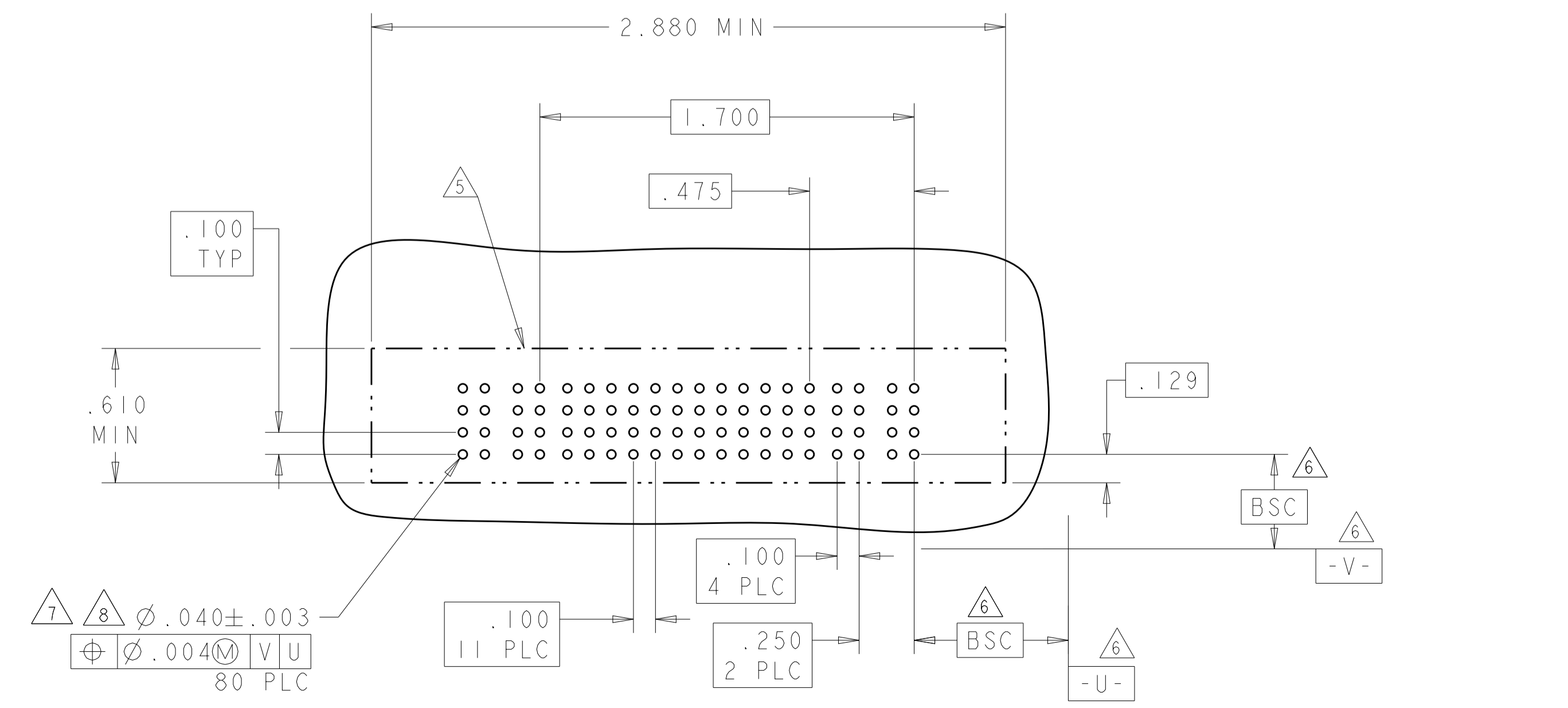
PART NUMBER	ROWS	POWER			SIGNAL				POWER									
		P13	P12	P11	4	3	2	1	P10	P9	P8	P7	P6	P5	P4	P3	P2	P1
6450550-8	D C B A	GS	GS	GP	AP	AP	AP	AP	AP	AP	AP	AP	AP	AP	AP	AP	AP	AP
10P + 16S + 3ACP																		



PART NUMBER	ROWS	POWER (L)										SIGNAL				POWER (R)					
		P14	P13	P12	P11	P10	P9	P8	P7	P6	P5	P4	P3	6	5	4	3	2	1	P2	P1
1-6450550-1	D C B A	GS	GS	GS	GS	GS	GS	GS	GS	GS	GS	GS	GS	GS	GS	GS	GS	GS	GS	GS	GS
2ACP + 24S + 12P																					



PART NUMBER	ROWS	POWER		SIGNAL										POWER				
		P4	P3	12	11	10	9	8	7	6	5	4	3	2	1	P2	P1	
1-6450550-0	D C B A	GS	GP	AP	AP	AP	AP	AP	AP	AP	AP	AP	AP	AP	AP	AP	AP	AP
2P + 48S + 2P																		



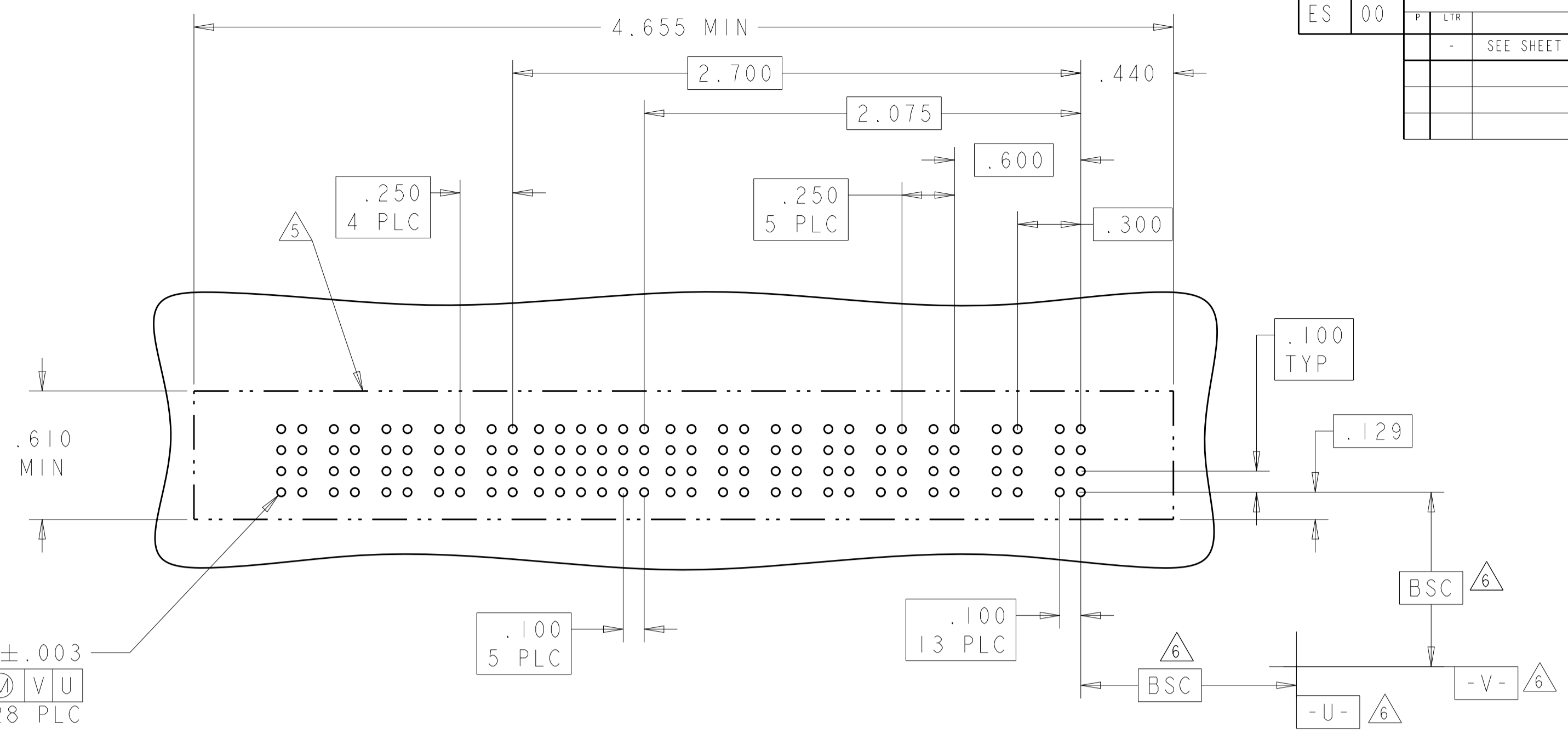
THIS DRAWING IS A CONTROLLED DOCUMENT.

DIMENSIONS: INCHES	TOLERANCES UNLESS OTHERWISE SPECIFIED: 0 PLC ±. 1 PLC ±.01 2 PLC ±.01 3 PLC ±.005 4 PLC ±.0020 ANGLES ±.020	DWN: R. GRZYBOWSKI 02MAY05 CHK: M. PERCHERKE 02MAY05 APVD: M. PERCHERKE PRODUCT SPEC: 108-1973 APPLICATION SPEC: 114-13038 WEIGHT: - CUSTOMER DRAWING	NAME: VERTICAL RECEPTACLE ASSEMBLY WITH GUIDES, MULTI-BEAM XL SIZE: A1 CAGE CODE: 100779 DRAWING NO: 6450550 SCALE: 4:1 SHEET: 5 OF 23 REV: U3
-----------------------	---	---	--

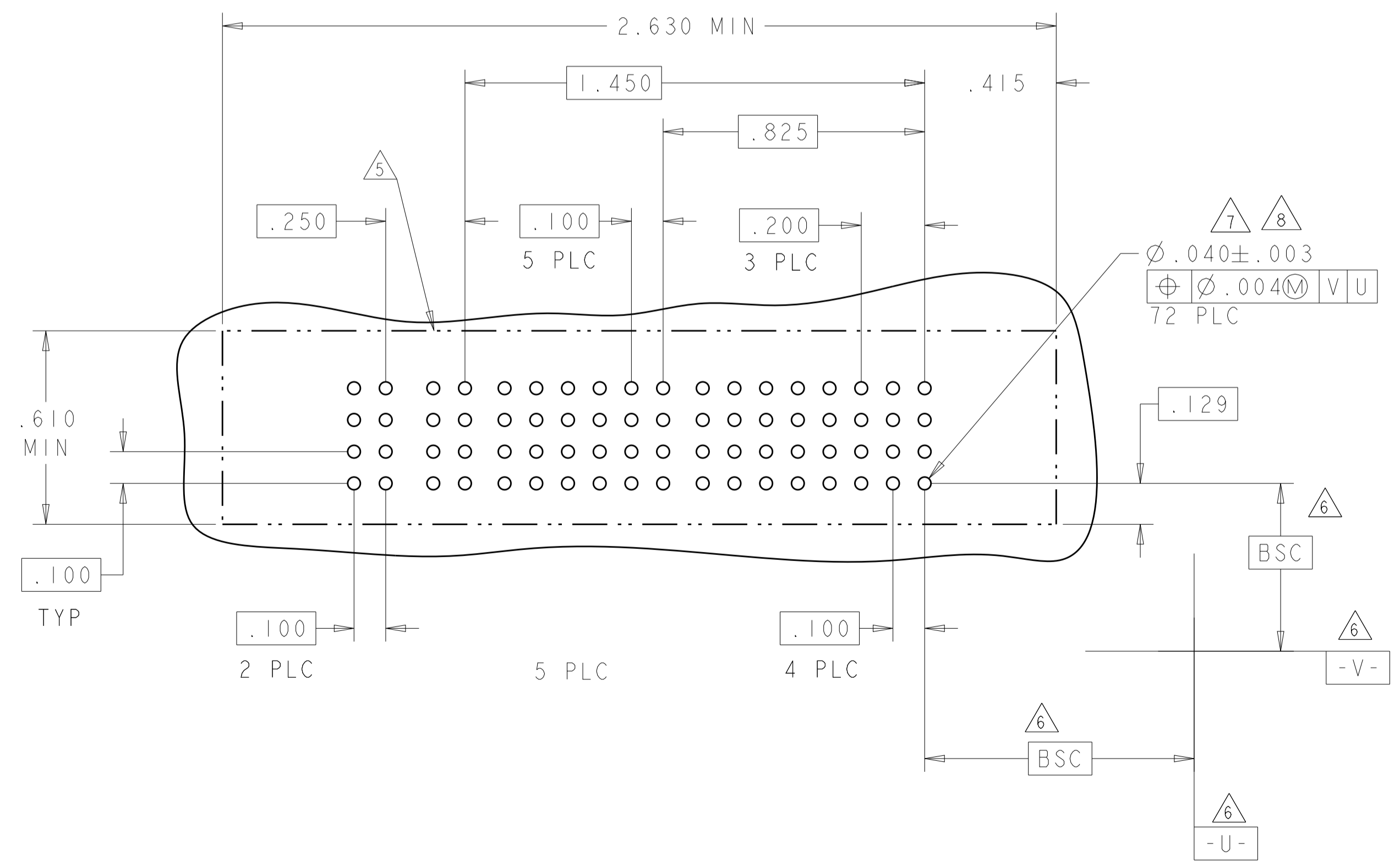
TE Connectivity

LOC	DIST	REV	DATE	APPD
ES	00			

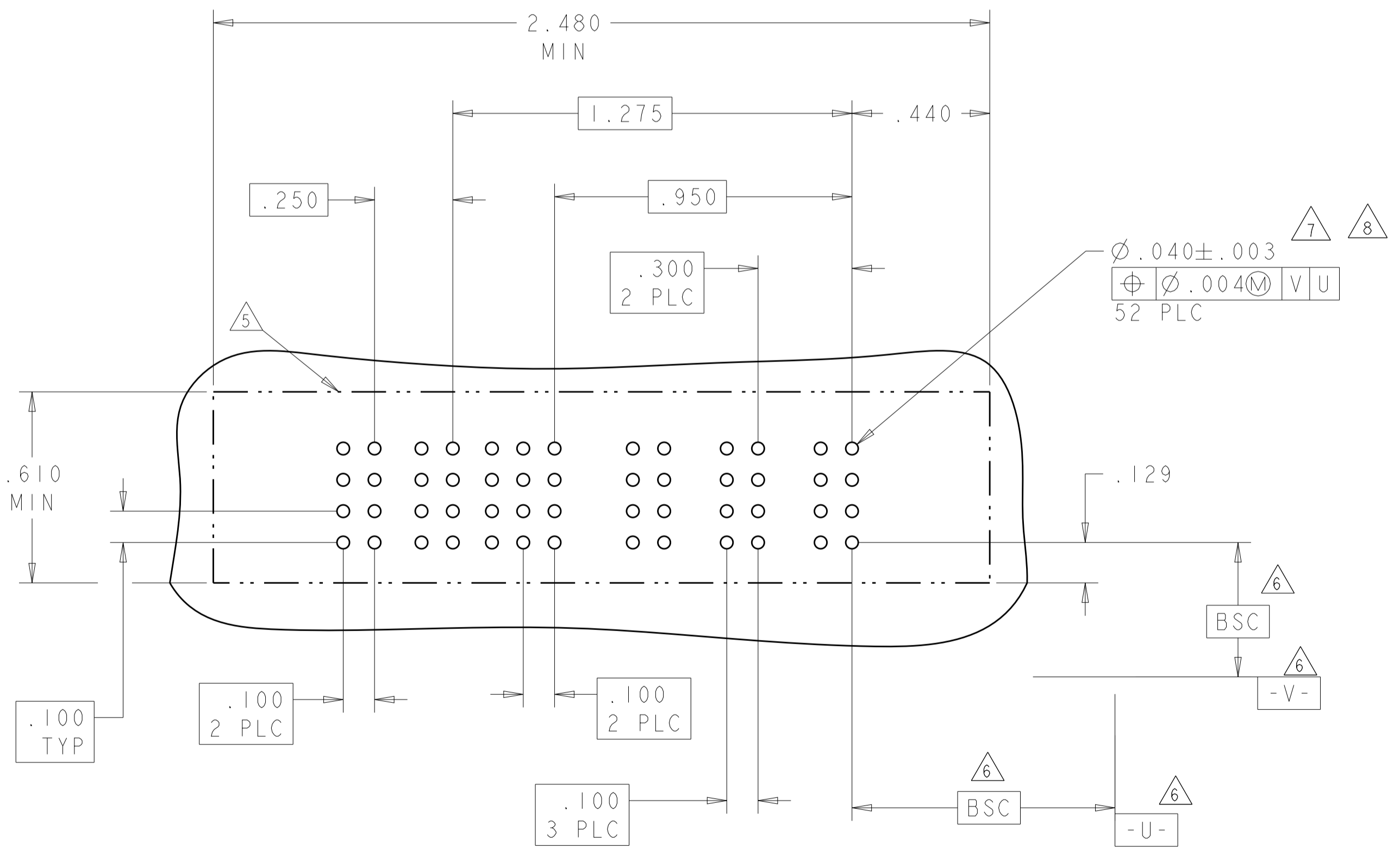
PART NUMBER	ROWS	POWER					SIGNAL					POWER								
		P13	P12	P11	P10	P9	6	5	4	3	2	1	P8	P7	P6	P5	P4	P3	P2	P1
1-6450550-8	DCBA	GP	GS	GS	GS	GS	AP	AP	AP	AP	AP	AP	GS	GS	GS	GS	GP	GP	GS	GS
		AP	AP	AP	AP	AP	AP	GS	GS	GS	GS	GP	GP	GS	GS					
		AP	AP	AP	AP	AP	AP	GS	GS	GS	GS	GP	GP	GS	GS					
		AP	AP	AP	AP	AP	AP	GS	GS	GS	GS	GP	GP	GS	GS					
2ACP + 6P + 24S + 5P																				



PART NUMBER	ROWS	POWER		SIGNAL					POWER				
		P6	P5	6	5	4	3	2	1	P4	P3	P2	P1
1-6450550-9	DCBA	GP	GS	AP	AP	AP	AP	AP	AP	GS	GP	GP	GS
		AP	AP	AP	AP	AP	AP	AP	GS	GP	GP	GS	
		AP	AP	AP	AP	AP	AP	AP	GS	GP	GP	GS	
		AP	AP	AP	AP	AP	AP	AP	GS	GP	GP	GS	
4P + 24S + 2P													



PART NUMBER	ROWS	POWER		SIGNAL				POWER		
		P5	P4	4	3	2	1	P3	P2	P1
2-6450550-4	DCBA	GS	GS	AP	AP	AP		GP	GS	GS
		AP	AP	AP	AP			GP	GS	GS
		AP	AP	AP	AP			GP	GS	GS
		AP	AP	AP	AP			GP	GS	GS
3ACP + 16S + 2P										



THIS DRAWING IS A CONTROLLED DOCUMENT.

OWN: R. GRZYBOWSKI 02MAY05
 CHK: M. PERCHERKE 02MAY05
 APVD: M. PERCHERKE

TE Connectivity

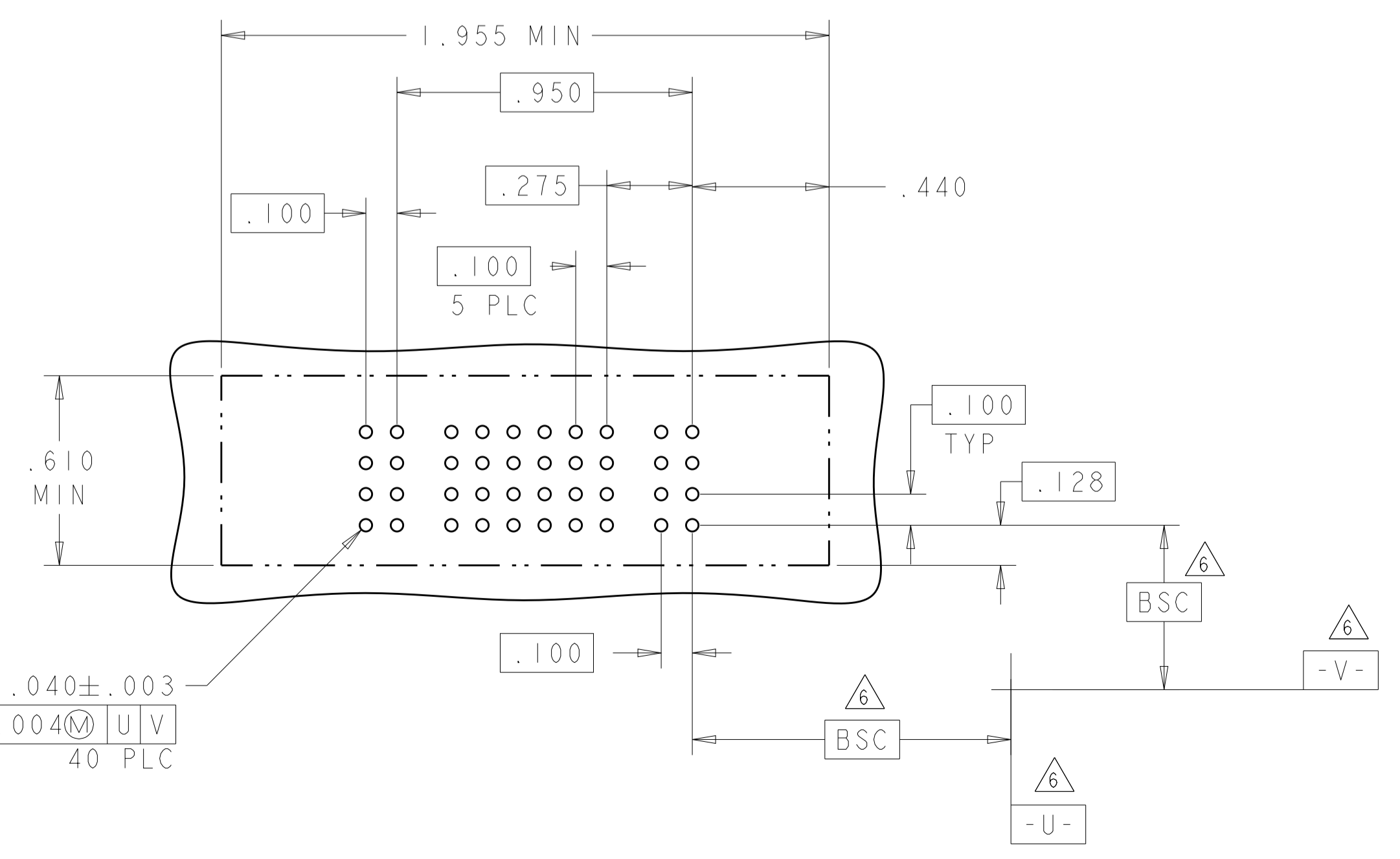
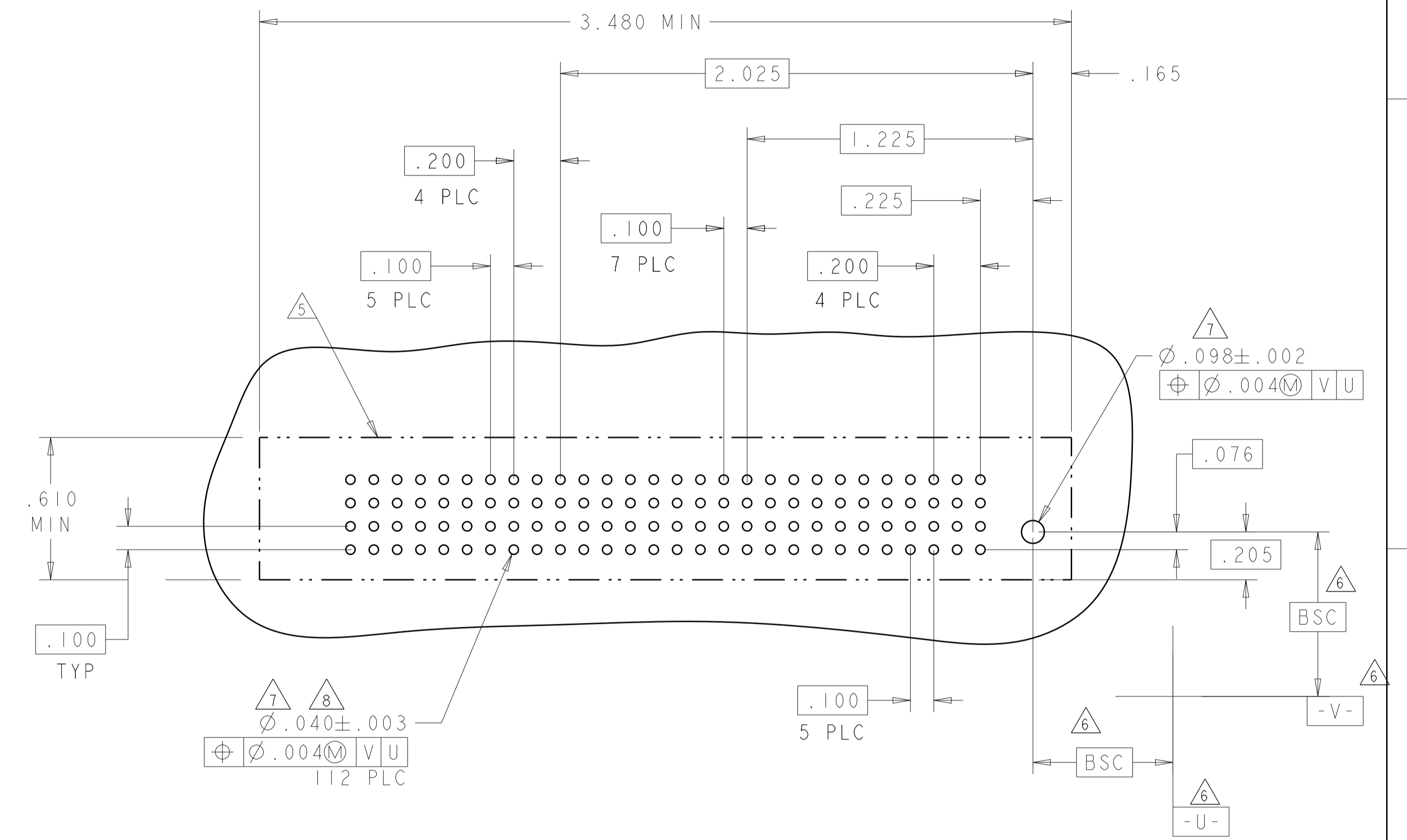
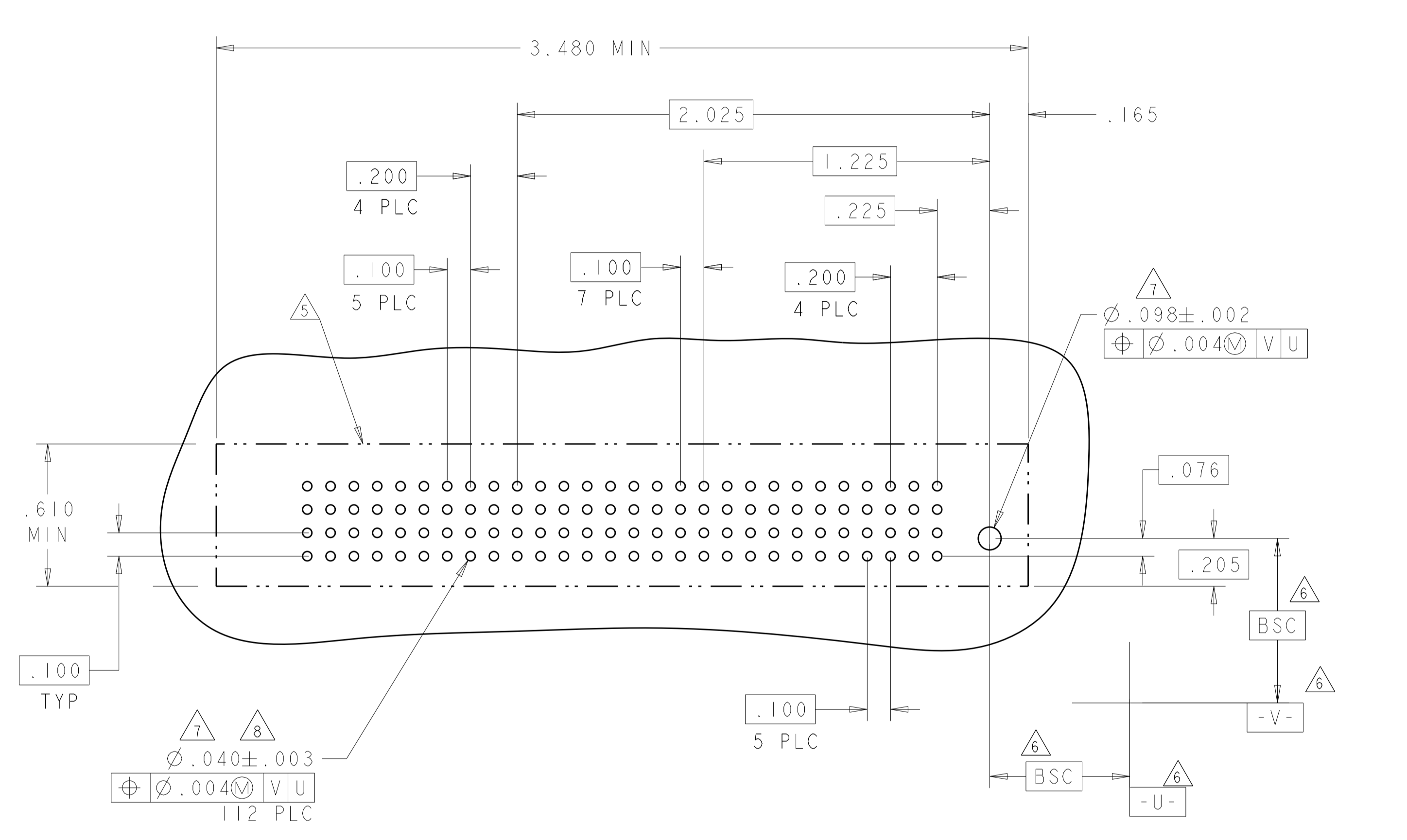
VERTICAL RECEPTACLE ASSEMBLY WITH GUIDES, MULTI-BEAM XL

SIZE: A1 00779 C=6450550

SCALE: 4:1 SHEET 7 OF 23 REV: U3

PART NUMBER	ROWS	POWER					SIGNAL								POWER											
		P10	P9	P8	P7	P6	8	7	6	5	4	3	2	1	P5	P4	P3	P2	P1							
2-6450550-8	D C B A	HP	HS	HP	HS	HP	BP	BP	BP	BP	BP	BP	BP	BP	BP	BP	BP	BP	BP	BP	HS	HP	HS	HP	HS	HD
5P + 32S + 5P																										

PART NUMBER	ROWS	POWER					SIGNAL								POWER											
		P10	P9	P8	P7	P6	8	7	6	5	4	3	2	1	P5	P4	P3	P2	P1							
3-6450550-5	D C B A	HP	HS	HP	HS	HP	BP	BP	BP	BP	BP	BP	BP	BP	BP	BP	BP	BP	BP	BP	HS	HP	HS	HP	HS	HD
5P + 32S + 5P																										



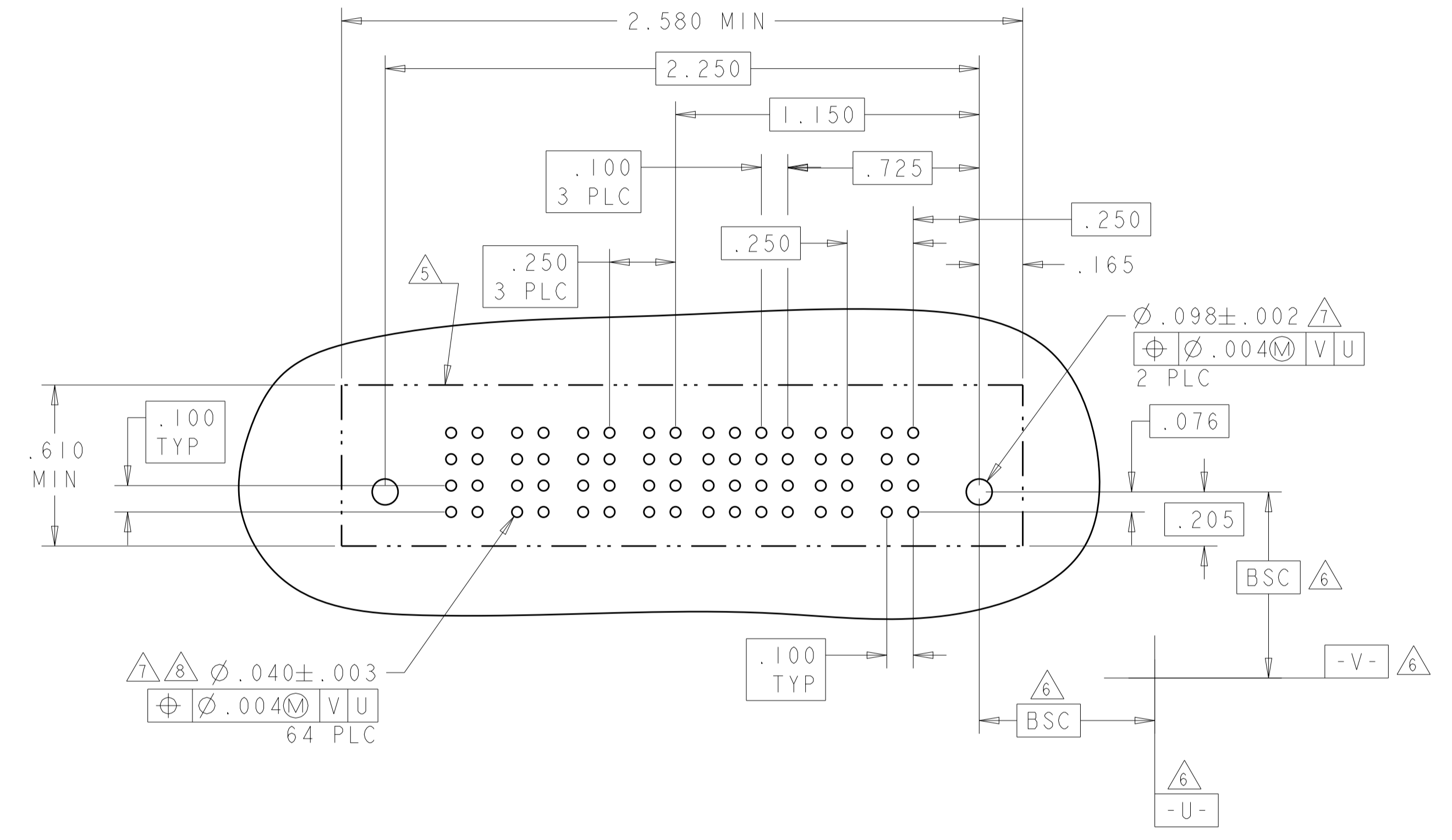
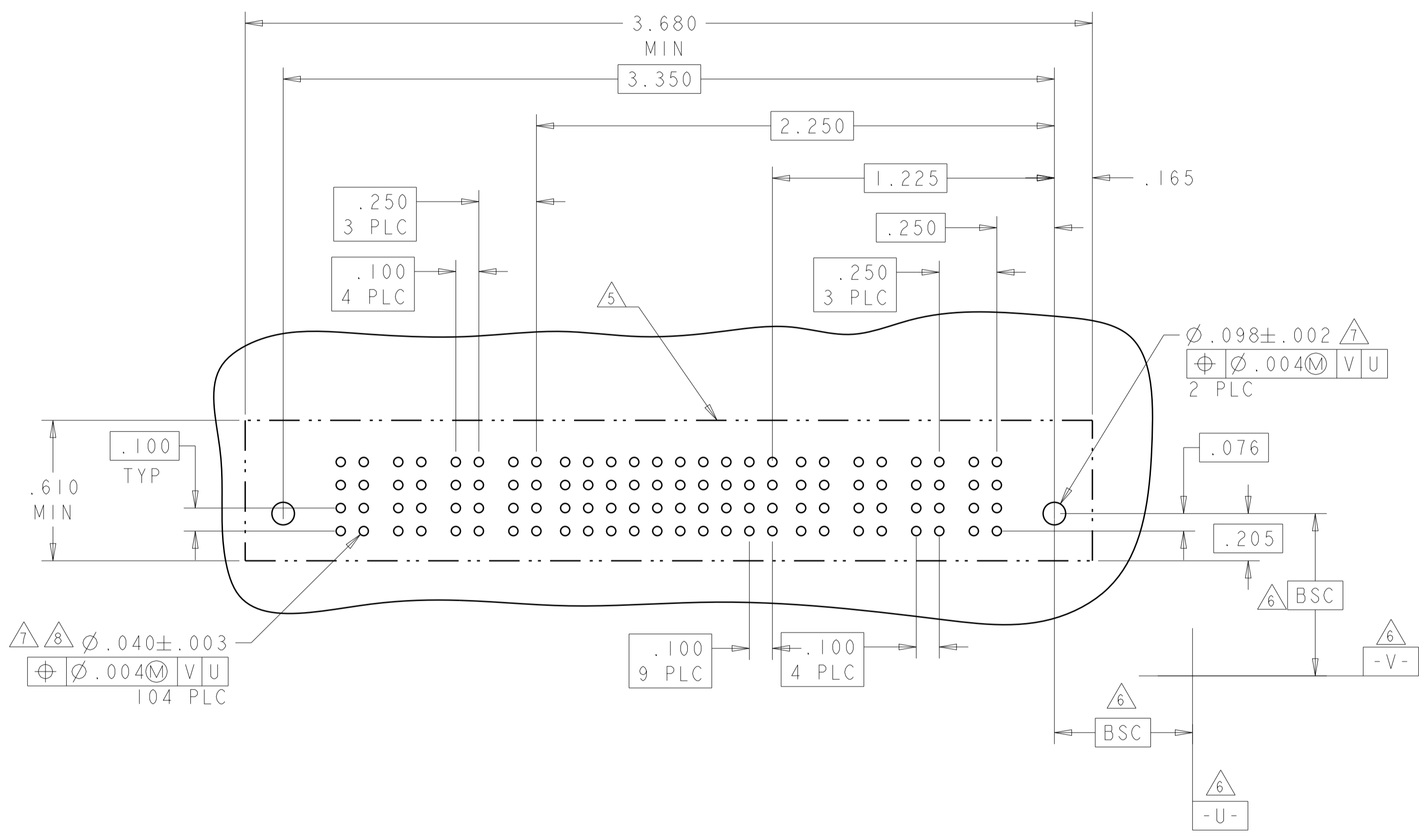
PART NUMBER	ROWS	POWER		SIGNAL								POWER											
		(L)	(R)	P2	6	5	4	3	2	1	PI	P1	GP										
1-6450550-7	D C B A			GS	AP	AP	AP	AP	AP	AP	AP	AP	AP	AP	AP	AP	AP	AP	AP	AP	GP		
IP + 24S + IP																							

THIS DRAWING IS A CONTROLLED DOCUMENT.		DWN: R. GRZYBOWSKI 02MAY05 CHK: M. PERCHERKE 02MAY05		TE Connectivity VERTICAL RECEPTACLE ASSEMBLY WITH GUIDES, MULTI-BEAM XL	
DIMENSIONS: INCHES		TOLERANCES UNLESS OTHERWISE SPECIFIED: 0 PLC ± .01 1 PLC ± .01 2 PLC ± .01 3 PLC ± .005 4 PLC ± .002 ANGLES ± .020			
MATERIAL: -		FINISH: -		SIZE: A1 CAGE CODE: 100779 DRAWING NO: 6450550	
SCALE: 4:1		SHEET: 8 OF 23		REV: U3	

LOC		DIST		REVISIONS			
ES	00	P	LTN	DESCRIPTION	DATE	DMN	APVD
				SEE SHEET 1			

PART NUMBER	ROWS	POWER				SIGNAL								POWER								
		P8	P7	P6	P5	10	9	8	7	6	5	4	3	2	1	P4	P3	P2	P1			
2-6450550-9	D C B A	○ HD	GS	GS	GP	GS	AP	AP	AP	AP	AP	AP	AP	AP	AP	AP	AP	AP	AP	AP		
			GS	GS	GP	GS	AP	AP	AP	AP	AP	AP	AP	AP	AP	AP	AP	AP	AP	AP	AP	
			GS	GS	GP	GS	AP	AP	AP	AP	AP	AP	AP	AP	AP	AP	AP	AP	AP	AP	AP	AP
			GS	GS	GP	GS	AP	AP	AP	AP	AP	AP	AP	AP	AP	AP	AP	AP	AP	AP	AP	AP
4P + 40S + 4P																						

PART NUMBER	ROWS	POWER				SIGNAL				POWER		
		P6	P5	P4	P3	4	3	2	1	P2	P1	
5-6450550-4	D C B A	○ HD	GS	GS	GP	GP	AP	AP	AP	AP	GP	GS
			GS	GS	GP	GP	AP	AP	AP	AP	GP	GS
			GS	GS	GP	GP	AP	AP	AP	AP	GP	GS
			GS	GS	GP	GP	AP	AP	AP	AP	GP	GS
2P + 16S + 4P												



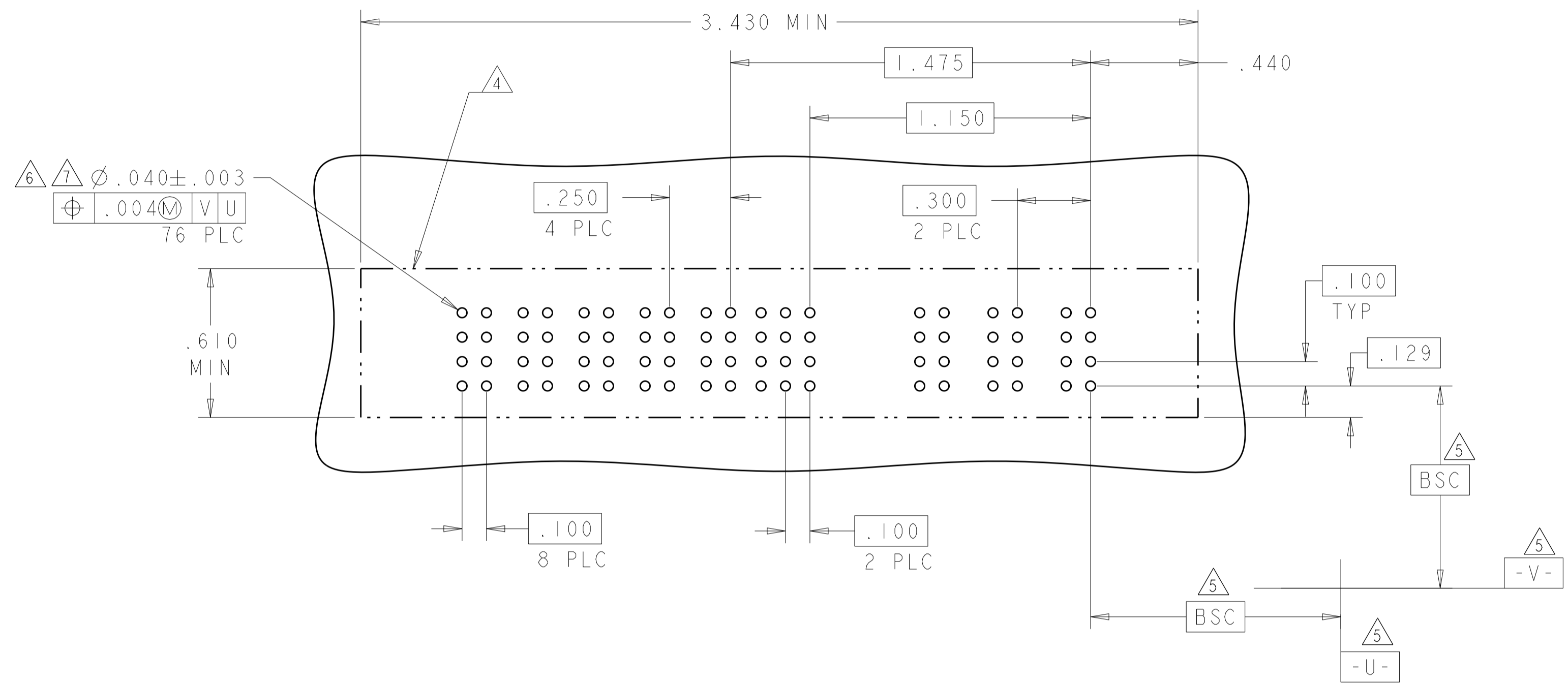
DIMENSIONS:		TOLERANCES UNLESS OTHERWISE SPECIFIED:		MATERIAL:		FINISH:	
INCHES	0 PLC	±					
	1 PLC	±	.01				
	2 PLC	±	.01				
	3 PLC	±	.005				
	4 PLC	±	.0020				
	ANGLES		$\pm 30^\circ$				

THIS DRAWING IS A CONTROLLED DOCUMENT.		DMN: R. GRZYBOWSKI 02MAY05	TE Connectivity
		CHK: M. PERCHERKE 02MAY05	
		APVD: M. PERCHERKE	NAME: VERTICAL RECEPTACLE ASSEMBLY WITH GUIDES, MULTI-BEAM XL
		PRODUCT SPEC: 108-1973	SIZE: A1
		APPLICATION SPEC: 114-13038	CAGE CODE: 6450550
		WEIGHT: -	RESTRICTED TO: -
		CUSTOMER DRAWING	SCALE: 4:1 SHEET 11 OF 23 REV: U3

LOC	DIST	REVISIONS			
REV	DATE	DESCRIPTION	DATE	BY	APPV
ES	00	SEE SHEET 1			

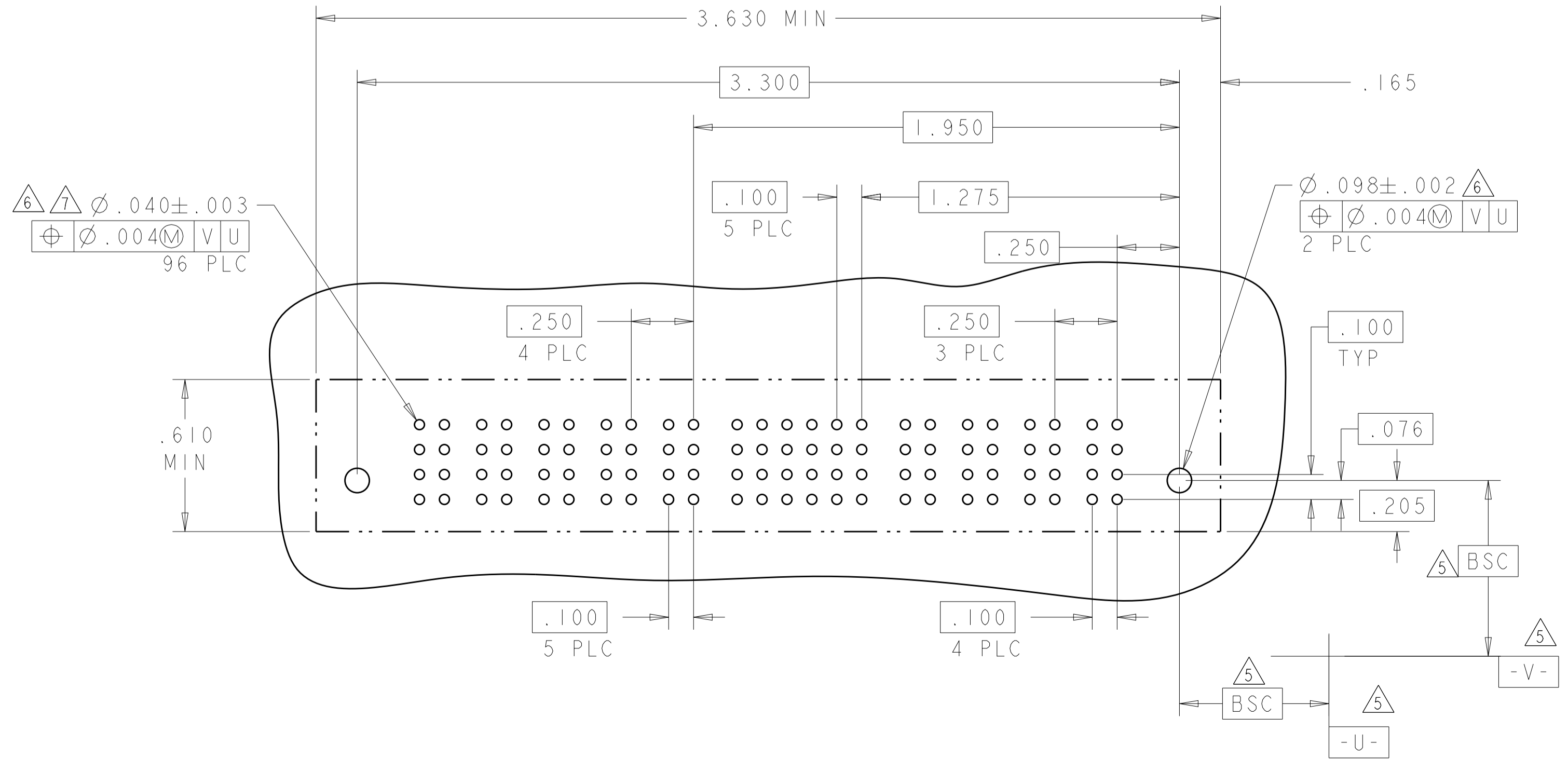
PART NUMBER	ROWS	POWER (L)					SIGNAL					POWER (R)				
		P8	P7	P6	P5	P4	6	5	4	3	2	1	P3	P2	P1	
5-6450550-3	D	○	GP	GP	GP	GS	GS	AP	AP	AP			GP	GS	GS	○
	C							AP	AP	AP						
	B							AP	AP	AP						
	A							AP	AP	AP						
3ACP + 24S + 5P																

NO CONTACTS LOADED

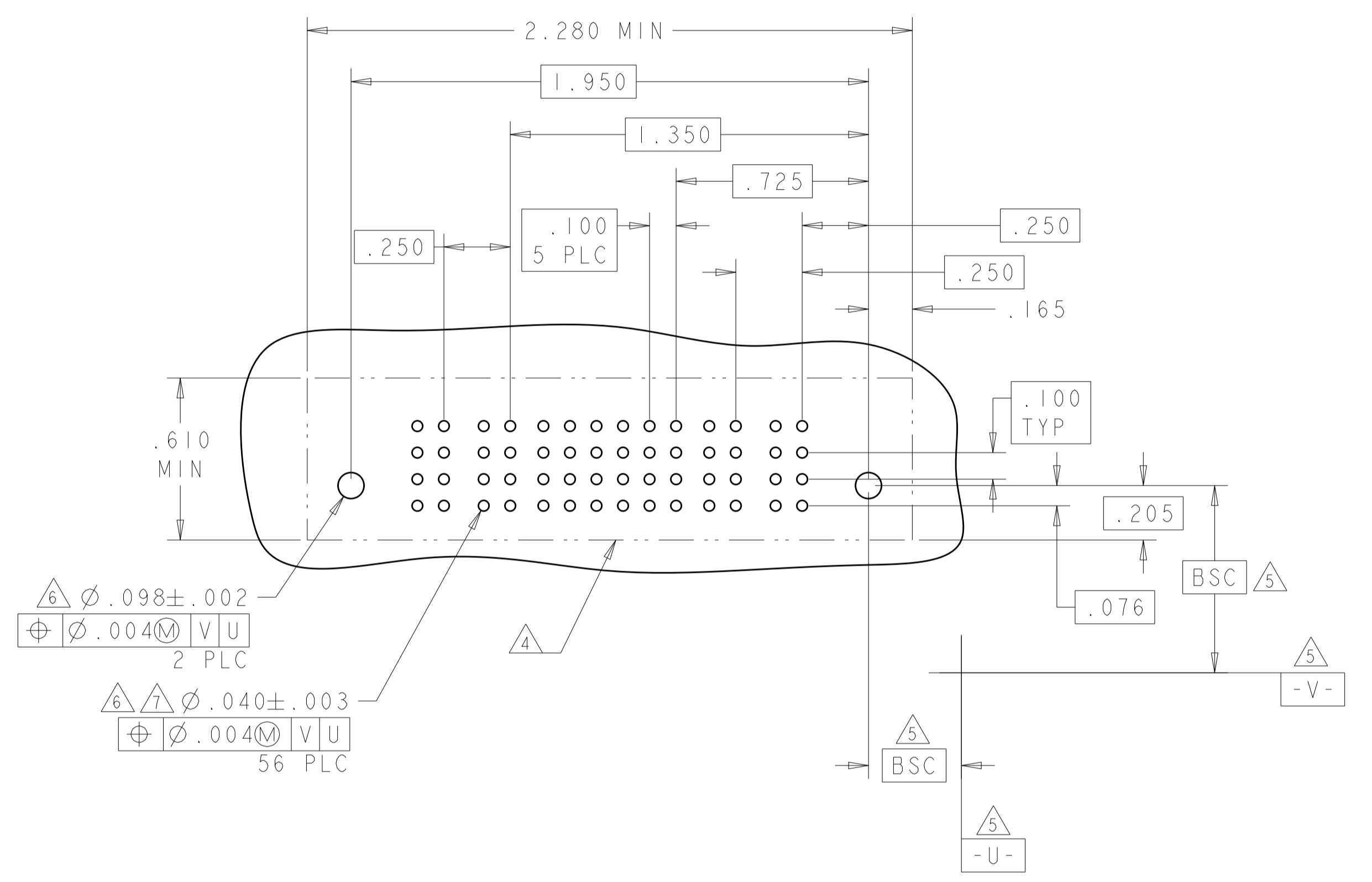


PART NUMBER	ROWS	POWER (L)					SIGNAL					POWER (R)					
		P9	P8	P7	P6	P5	6	5	4	3	2	1	P4	P3	P2	P1	
5-6450550-5	D	○	GS	GS	GS	GS	GS	AP	AP	AP	AP	AP	GS	GS	GS	GS	○
	C							AP	AP	AP	AP	AP					
	B							AP	AP	AP	AP	AP					
	A							AP	AP	AP	AP	AP					
4P + 24S + 5P																	

NO CONTACTS LOADED



ASSY PART NUMBER	ROWS	POWER		SIGNAL					POWER				
		P4	P3	6	5	4	3	2	1	P2	P1		
4-6450550-7	D	○	GS	GP	AP	AP	AP	AP	AP	AP	GP	GS	○
	C				AP	AP	AP	AP	AP				
	B				AP	AP	AP	AP	AP				
	A				AP	AP	AP	AP	AP				
2P + 24S + 2P													



THIS DRAWING IS A CONTROLLED DOCUMENT.

OWN: R. GRZYBOWSKI 02MAY05
 CHK: M. PERCHERKE 02MAY05
 APVD: M. PERCHERKE

TE Connectivity

NAME: VERTICAL RECEPTACLE ASSEMBLY WITH GUIDES, MULTI-BEAM XL

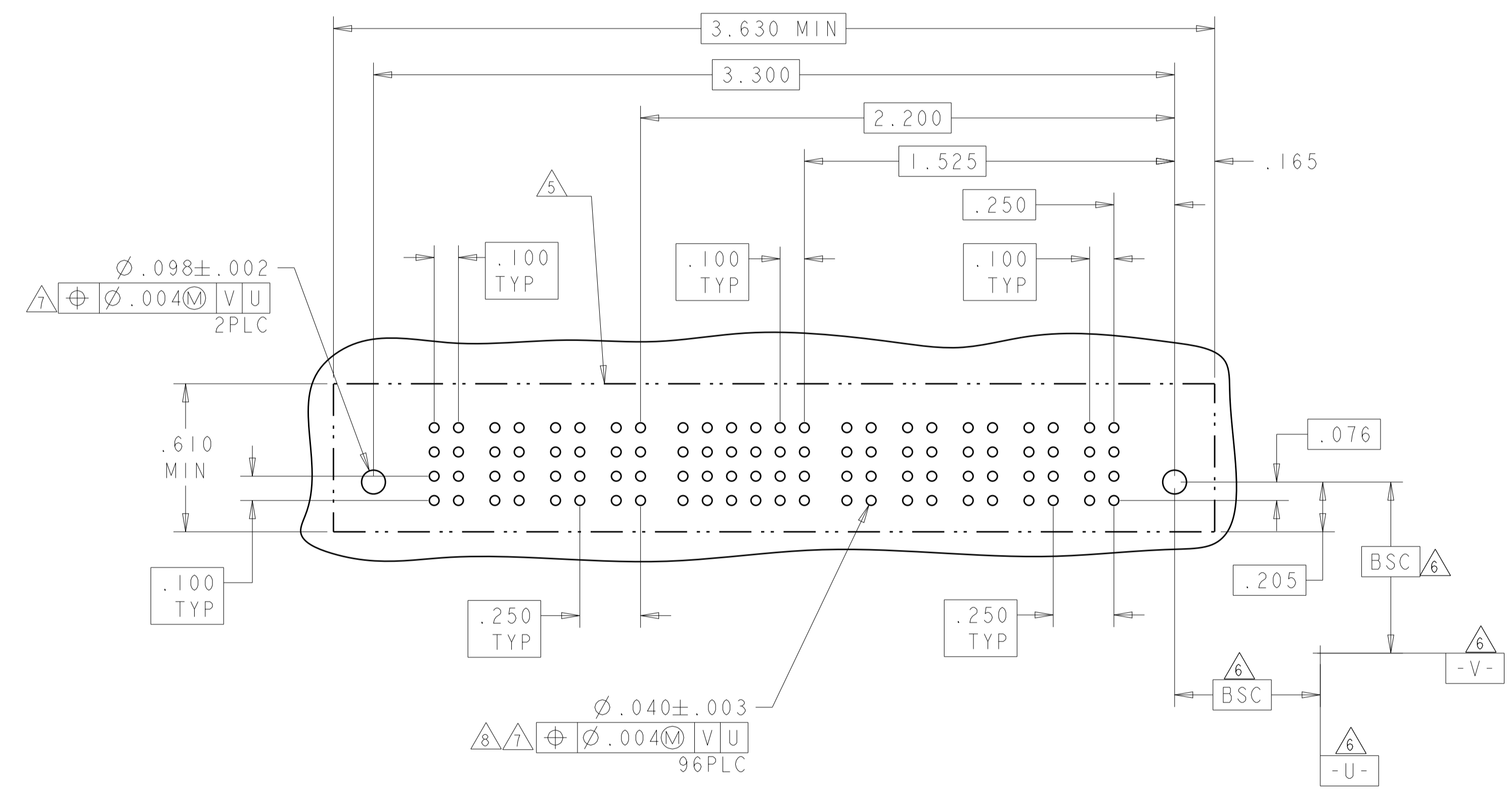
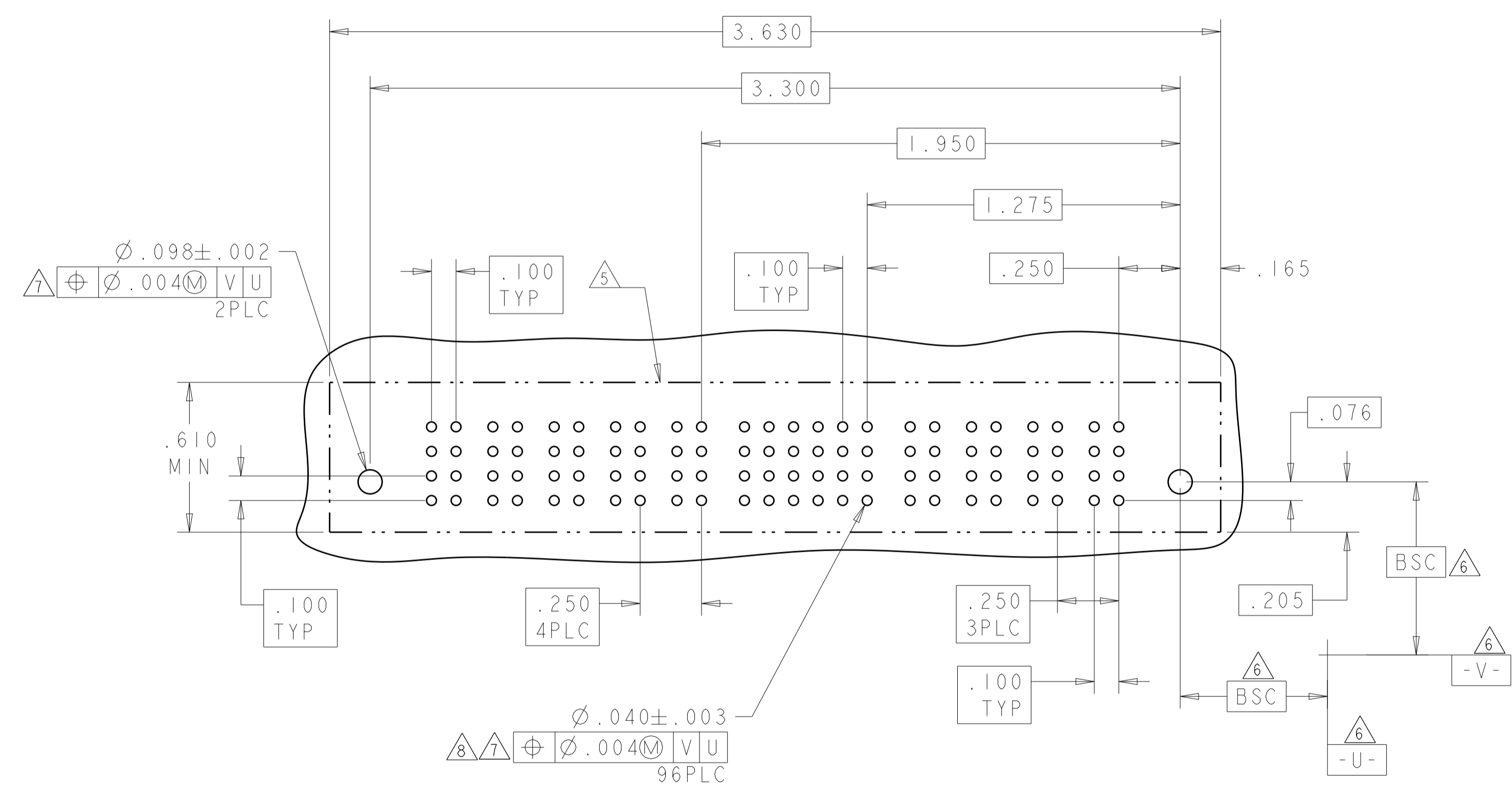
PRODUCT SPEC: 108-1973
 APPLICATION SPEC: 114-13038

SIZE: A1 00779 C=6450550
 SCALE: 4:1 SHEET 12 OF 23 REV: U3

LOC	DIST	REVISIONS			
P	LTN	DESCRIPTION	DATE	DWN	APVD
-	-	SEE SHEET 1	-	-	-

PART NUMBER	ROWS	POWER					SIGNAL					POWER									
		P9	P8	P7	P6	P5	6	5	4	3	2	1	P4	P3	P2	P1					
5-6450550-9	D C B A	GP	GP	GP	GP	GP	AP	AP	AP	AP	AP	AP	AP	AP	AP	AP	GP	GP	GP	GP	GP
		HD																			
		4P + 24S + 5P																			

PART NUMBER	ROWS	POWER					SIGNAL					POWER									
		P9	P8	P7	P6	P5	6	5	4	3	2	1	P5	P4	P3	P2	P1				
6-6450550-0	D C B A	GP	GP	GP	GP	GP	AP	AP	AP	AP	AP	AP	AP	AP	AP	AP	GP	GP	GP	GP	GP
		HD																			
		5P + 24S + 4P																			

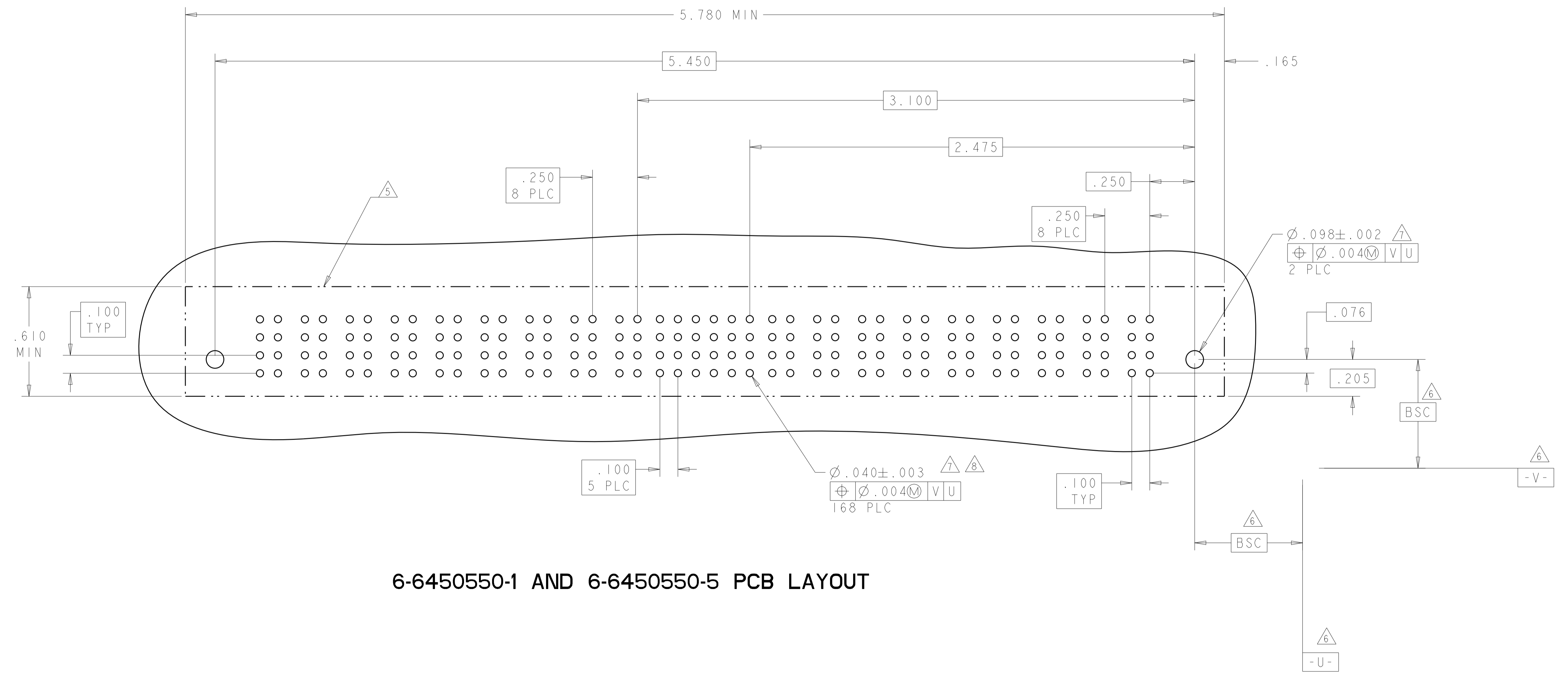


THIS DRAWING IS A CONTROLLED DOCUMENT.		DWN R. GRZYBOWSKI 02MAY05	 TE Connectivity
DIMENSIONS: INCHES		CHK M. PERCHERKE 02MAY05	
TOLERANCES UNLESS OTHERWISE SPECIFIED: 0 PLC ±. 1 PLC ±.01 2 PLC ±.01 3 PLC ±.005 4 PLC ±.0020 ANGLES ±.2°		APVD M. PERCHERKE	NAME VERTICAL RECEPTACLE ASSEMBLY WITH GUIDES, MULTI-BEAM XL
MATERIAL		FINISH	RESTRICTED TO
CUSTOMER DRAWING		SCALE 4:1	SHEET 14 OF 23 REV U3

LOC		DIST		REVISIONS			
ES	00	P	LTN	DESCRIPTION	DATE	OWN	APVD
-	-	-	-	SEE SHEET 1	-	-	-

PART NUMBER	ROWS	POWER										SIGNAL						POWER								
		P18	P17	P16	P15	P14	P13	P12	P11	P10	1	2	3	4	5	6	P9	P8	P7	P6	P5	P4	P3	P2	P1	
6-6450550-1	D C B A	GS	GS	GP	GP	GP	GS	GS	GS	GS	AP	AP	AP	AP	AP	AP	GS	GS	GS	GS	GP	GP	GP	GS	GS	
		GS	GS	GP	GP	GP	GS	GS	GS	GS	AP	AP	AP	AP	AP	AP	GS	GS	GS	GS	GP	GP	GP	GS	GS	
		GS	GS	GP	GP	GP	GS	GS	GS	GS	AP	AP	AP	AP	AP	AP	GS	GS	GS	GS	GP	GP	GP	GS	GS	
		GS	GS	GP	GP	GP	GS	GS	GS	GS	AP	AP	AP	AP	AP	AP	GS	GS	GS	GS	GP	GP	GP	GS	GS	
9P + 24S + 9P																										

PART NUMBER	ROWS	POWER										SIGNAL						POWER								
		P18	P17	P16	P15	P14	P13	P12	P11	P10	1	2	3	4	5	6	P9	P8	P7	P6	P5	P4	P3	P2	P1	
6-6450550-5	D C B A	GP	GS	GS	GS	GS	GS	GS	GS	GS	AP	AP	AP	AP	AP	AP	GS	GS	GS	GS	GS	GS	GS	GS	GP	
		GP	GS	GS	GS	GS	GS	GS	GS	GS	AP	AP	AP	AP	AP	AP	GS	GS	GS	GS	GS	GS	GS	GP		
		GP	GS	GS	GS	GS	GS	GS	GS	GS	AP	AP	AP	AP	AP	AP	GS	GS	GS	GS	GS	GS	GS	GP		
		GP	GS	GS	GS	GS	GS	GS	GS	GS	AP	AP	AP	AP	AP	AP	GS	GS	GS	GS	GS	GS	GS	GP		
9P + 24S + 9P																										

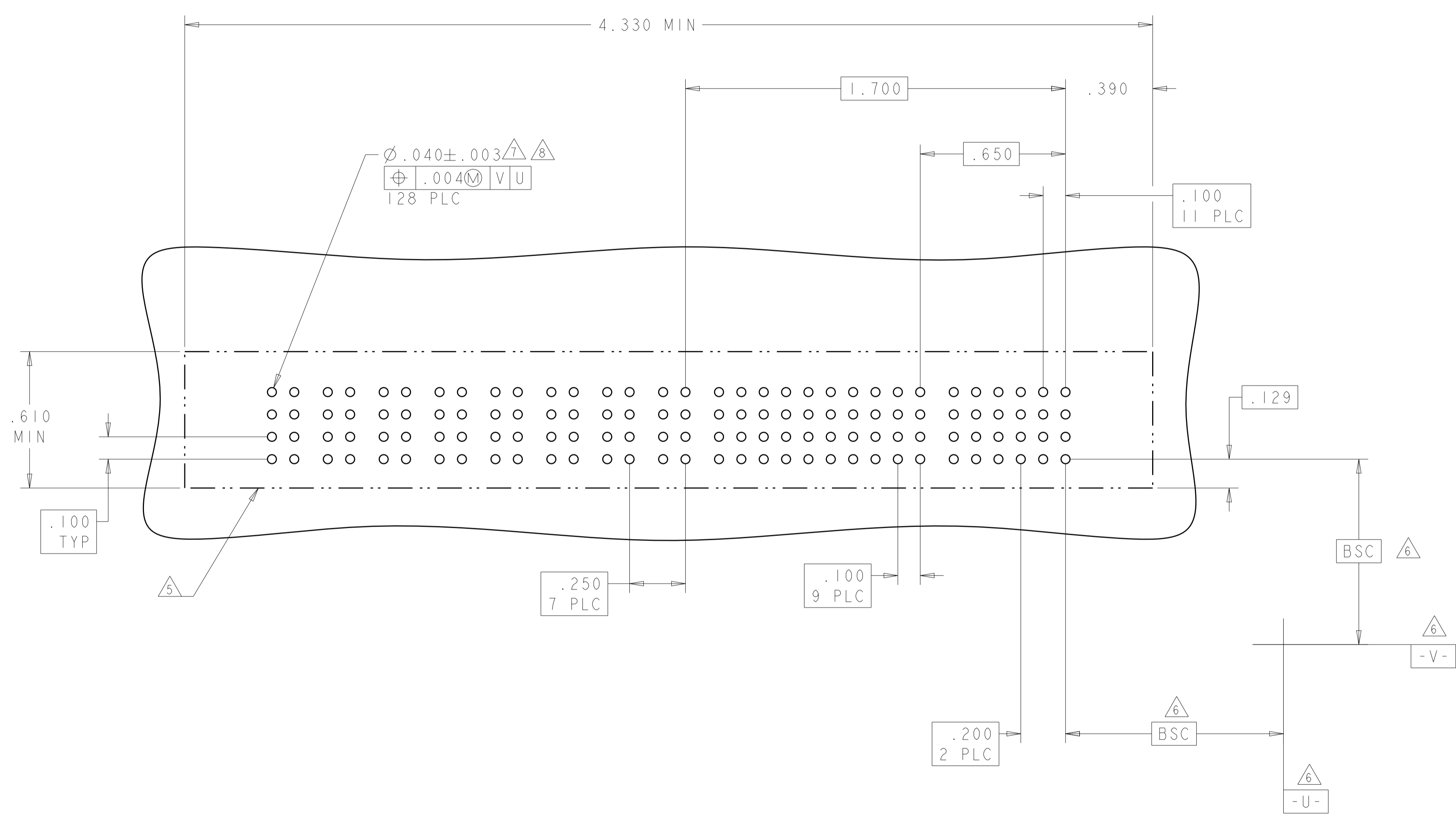


6-6450550-1 AND 6-6450550-5 PCB LAYOUT

THIS DRAWING IS A CONTROLLED DOCUMENT.		OWN: R. GRZYBOWSKI 02MAY05	TE Connectivity
DIMENSIONS: INCHES		CHK: M. PERCHERKE 02MAY05	
TOLERANCES UNLESS OTHERWISE SPECIFIED:		APVD: M. PERCHERKE	NAME: VERTICAL RECEPTACLE ASSEMBLY WITH GUIDES, MULTI-BEAM XL
0 PLC ±.01		PRODUCT SPEC: 108-1973	SIZE: A1
1 PLC ±.01		APPLICATION SPEC: 114-13038	CAGE CODE: 6450550
2 PLC ±.01		WEIGHT: -	RESTRICTED TO: -
3 PLC ±.005		FINISH: -	SCALE: 4:1
4 PLC ±.0020		CUSTOMER DRAWING	SHEET 15 OF 23
ANGLES ±.0020			REV: U3

LOC		DIST		REVISIONS			
ES	00	P	LTN	DESCRIPTION	DATE	DWN	APVD
		-		SEE SHEET 1			

PART NUMBER	ROWS	POWER								SIGNAL								POWER				
		P11	P10	P9	P8	P7	P6	P5	P4	I0	I9	I8	I7	I6	I5	I4	I3	I2	I1	P3	P2	P1
6-6450550-2	D C B A	GS	GS	GS	GS	GP	GP	GP	GP	AP	AP	AP	AP	AP	AP	AP	AP	AP	AP	GS	GP	GS
		GS	GS	GS	GS	GP	GP	GP	GP	AP	AP	AP	AP	AP	AP	AP	AP	AP	GS	GP	GS	
		GS	GS	GS	GS	GP	GP	GP	GP	AP	AP	AP	AP	AP	AP	AP	AP	AP	GS	GP	GS	
3P + 40S + 8P																						



THIS DRAWING IS A CONTROLLED DOCUMENT.

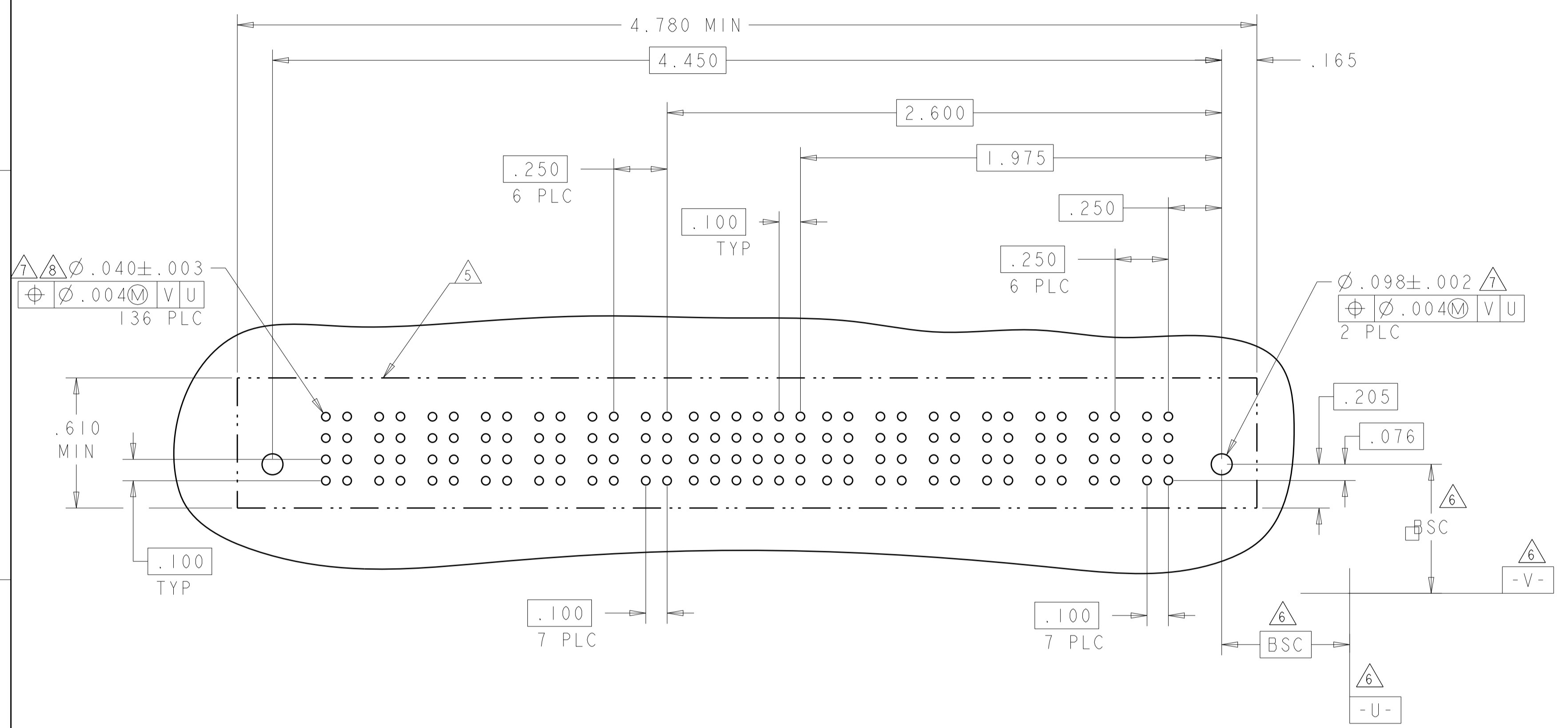
DIMENSIONS: INCHES	TOLERANCES UNLESS OTHERWISE SPECIFIED: 0 PLC ± 1 PLC ±.01 2 PLC ±.01 3 PLC ±.005 4 PLC ±.002 ANGLES ±.2°	DWN: R. GRZYBOWSKI 02MAY05 CHK: M. PERCHERKE 02MAY05 APVD: M. PERCHERKE	NAME: VERTICAL RECEPTACLE ASSEMBLY WITH GUIDES, MULTI-BEAM XL
MATERIAL:	FINISH:	PRODUCT SPEC: 108-1973 APPLICATION SPEC: 114-13038 WEIGHT: -	SIZE: A1 CAGE CODE: 6450550 DRAWING NO: 6450550
CUSTOMER DRAWING		SCALE: 4:1	SHEET 16 OF 23 REV: U3

4805 (3/11)

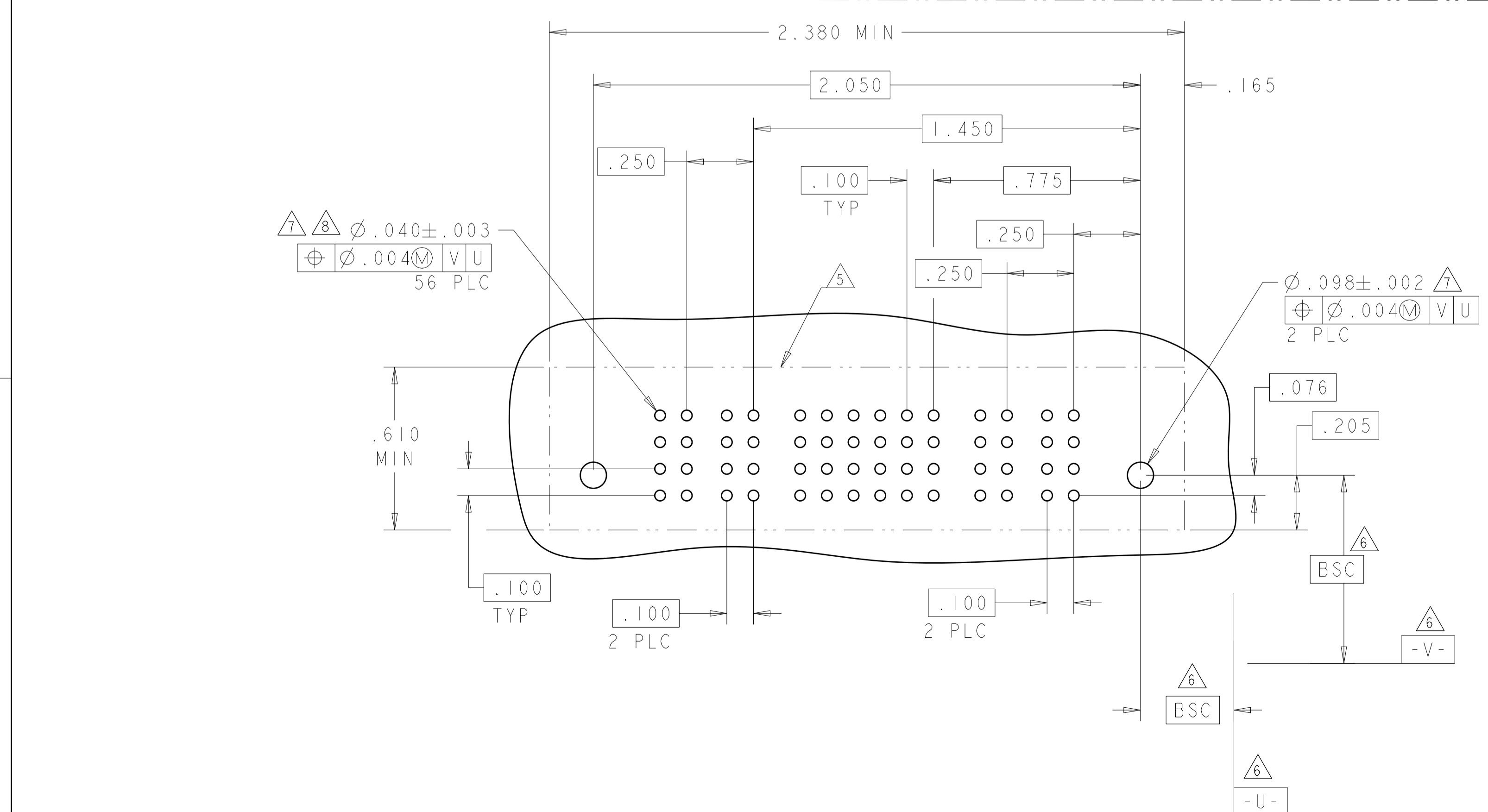
LOC		DIST		REVISONS			
ES	00	P	LTN	DESCRIPTION	DATE	OWN	APVD
				SEE SHEET 1			

PART NUMBER	ROWS	POWER						SIGNAL						POWER											
		P14	P13	P12	P11	P10	P9	P8	1	2	3	4	5	6	P7	P6	P5	P4	P3	P2	P1				
6-6450550-3	D C B A	GP	GP	GP	GS	GS	GS	GS	AP	AP	AP	AP	AP	AP	GS	GS	GS	GS	GP	GP	GP				
		GP	GP	GP	GS	GS	GS	GS	AP	AP	AP	AP	AP	AP	GS	GS	GS	GS	GP	GP	GP				
		GP	GP	GP	GS	GS	GS	GS	AP	AP	AP	AP	AP	AP	GS	GS	GS	GS	GP	GP	GP				
7P + 24S + 7P		HD																						HD	

ASSY PART NUMBER	ROWS	POWER				SIGNAL				POWER					
		P6	P5	P4	P3	4	3	2	1	P2	P1				
6-6450550-4	D C B A	GP	GP	GS	GS	AP	AP	AP	AP	GS	GP				
		GP	GP	GS	GS	AP	AP	AP	AP	GS	GP				
		GP	GP	GS	GS	AP	AP	AP	AP	GS	GP				
2P + 16S + 4P		HD												HD	



REMARK:
 PCB LAYOUT THE SAME AS 5-6450550-4



ASSY PART NUMBER	ROWS	POWER		SIGNAL						POWER					
		P4	P3	6	5	4	3	2	1	P2	P1				
6-6450550-6	D C B A	GS	GP	AP	AP	AP	AP	AP	AP	GS	GP				
		GS	GP	AP	AP	AP	AP	AP	AP	GS	GP				
		GS	GP	AP	AP	AP	AP	AP	AP	GS	GP				
2P + 24S + 2P		HD												HD	

THIS DRAWING IS A CONTROLLED DOCUMENT. DWN: R.GRZYBOWSKI 02MAY05
 CHK: M.PERCHEK 02MAY05
 APVD: M.PERCHEK

STE TE Connectivity

NAME: VERTICAL RECEPTACLE ASSEMBLY WITH GUIDES, MULTI-BEAM XL

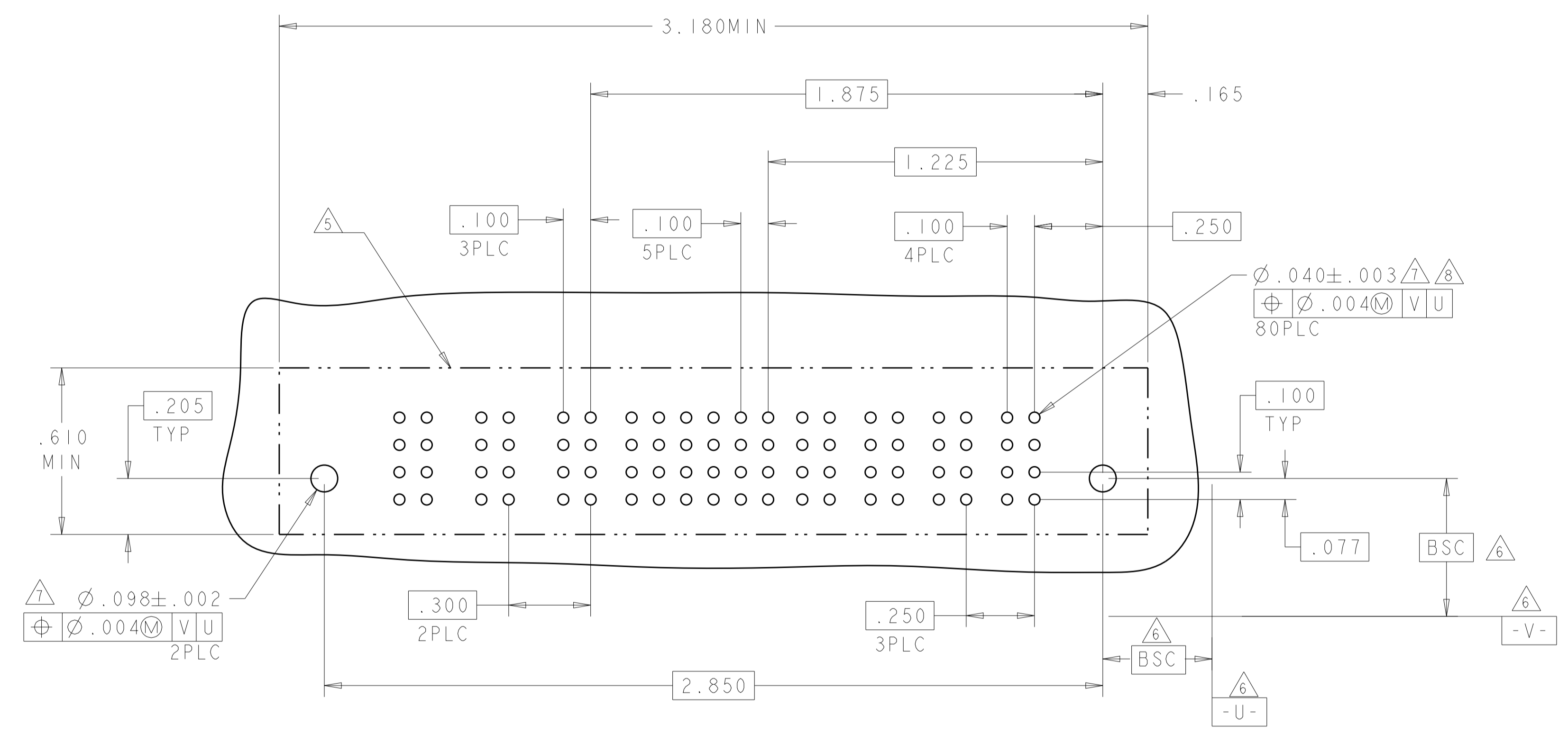
PRODUCT SPEC: 108-1973
 APPLICATION SPEC: 114-13038

SIZE: A1 CAGE CODE: 6450550 DRAWING NO: 100779
 WEIGHT: -

CUSTOMER DRAWING SCALE: 4:1 SHEET 17 OF 23 REV: U3

LOC	DIST	REVISIONS			
ES	00	REV	DATE	BY	APPD
-	-	SEE SHEET 1	-	-	-

PART NUMBER	ROWS	POWER			SIGNAL					POWER				
		P7	P6	P5	6	5	4	3	2	1	P4	P3	P2	P1
7-6450550-0	D C B A	VS	VS	VP	P	P	P	P	P	P	VS	VS	VS	VS
					P	P	P	P	P					
					P	P	P	P	P					
					P	P	P	P	P					
4P + 24S + 3ACP														



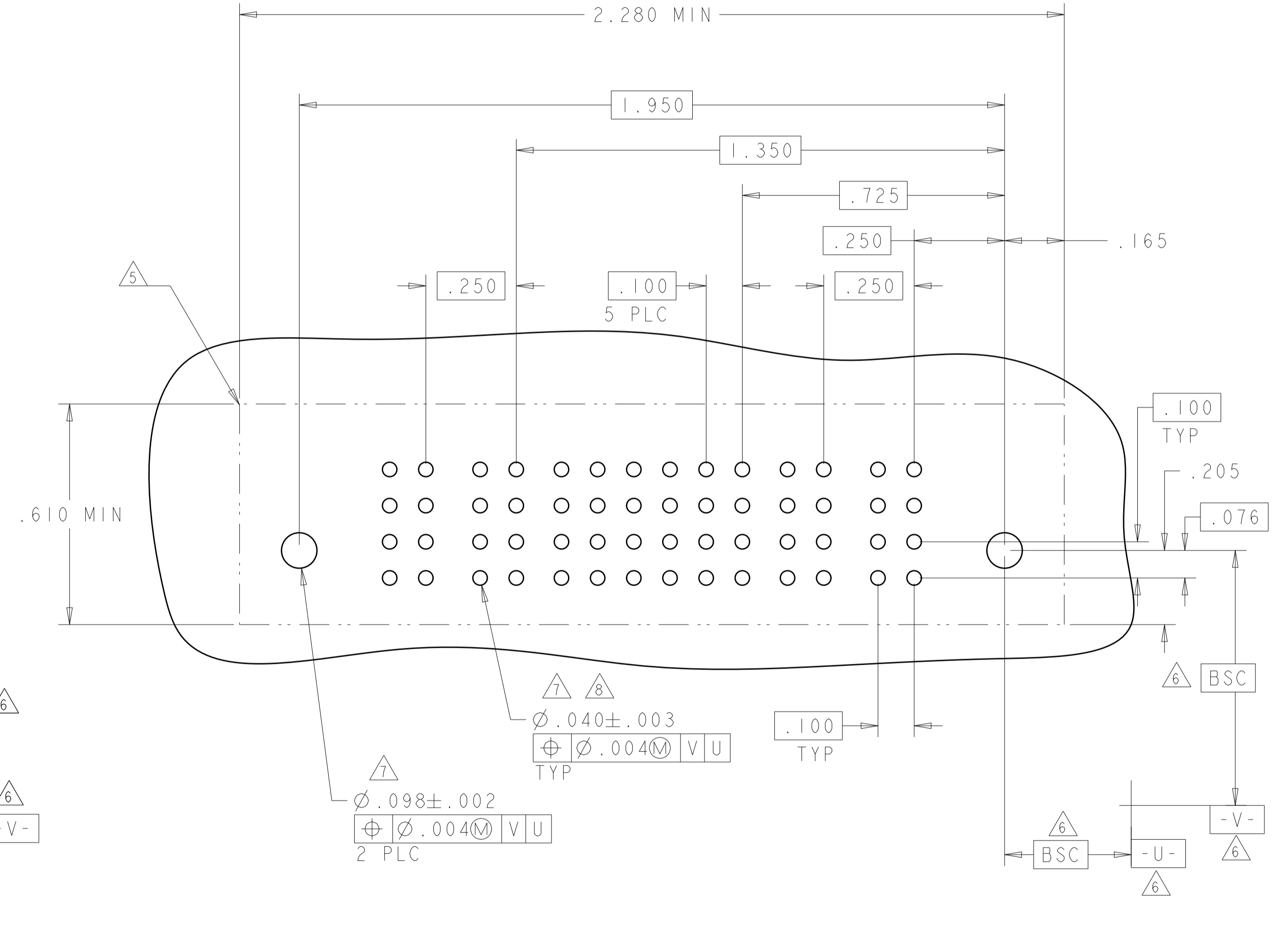
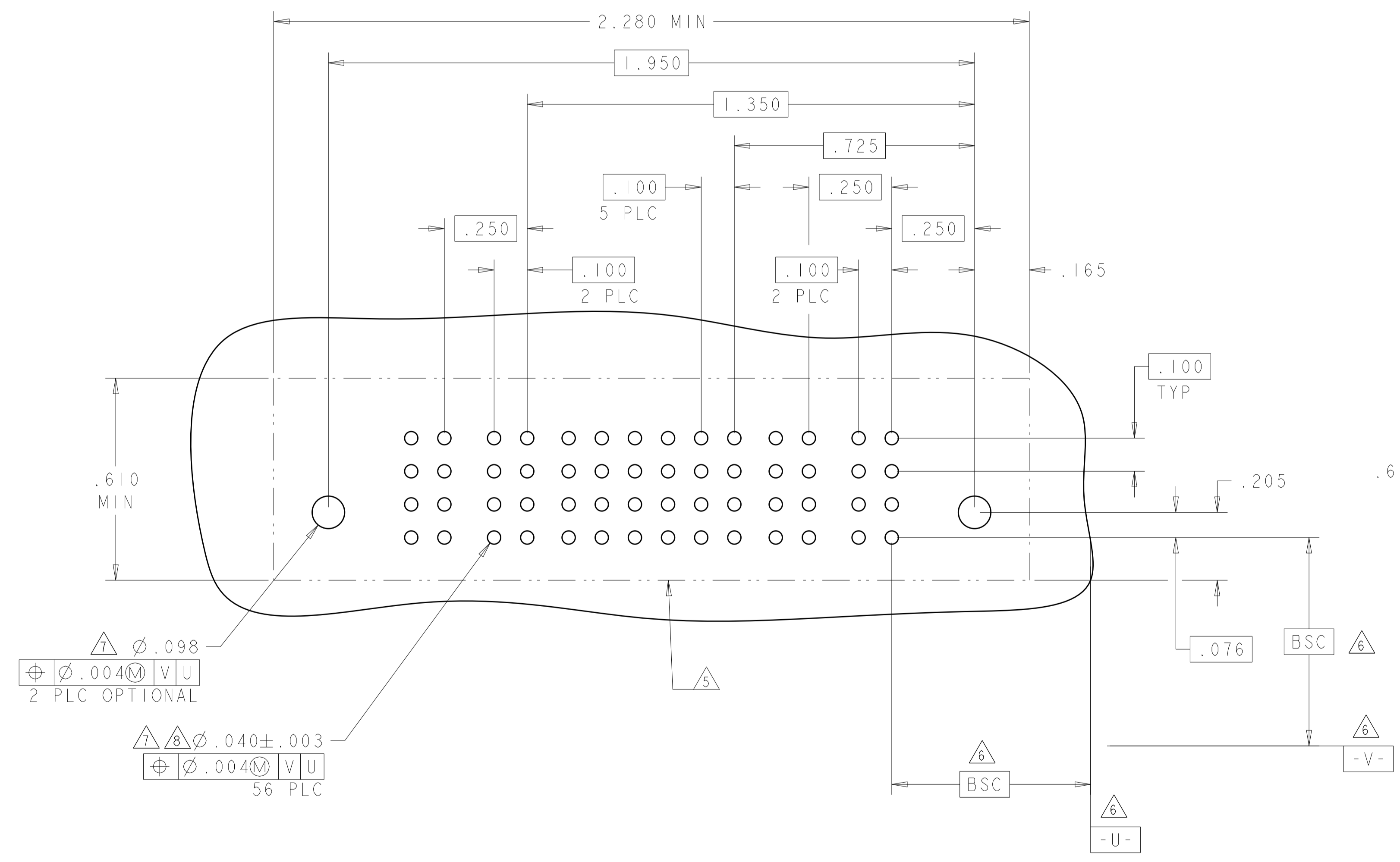
THIS DRAWING IS A CONTROLLED DOCUMENT.		OWN: R. GRZYBOWSKI 02MAY05	
DIMENSIONS: INCHES		CHK: M. PERCHERKE 02MAY05	
TOLERANCES UNLESS OTHERWISE SPECIFIED:		APVD: M. PERCHERKE	NAME: VERTICAL RECEPTACLE ASSEMBLY WITH GUIDES, MULTI-BEAM XL
0 PLC ±. 2 PLC ±.01 3 PLC ±.05 4 PLC ±.0020 ANGLES ±.7°		PRODUCT SPEC: 108-1973	SIZE: A1
MATERIAL: FINISH:		APPLICATION SPEC: 114-13038	CAGE CODE: 6450550
WEIGHT: CUSTOMER DRAWING		SCALE: 4:1	SHEET 19 OF 23 REV: U3

LOC	DIST	REV	DATE	BY	APPV
ES	00				
DESCRIPTION			DATE	BY	APPV
SEE SHEET 1					

ASSY PART NUMBER	ROWS	POWER		SIGNAL						POWER			
		P4	P3	6	5	4	3	2	1	P2	P1		
7-6450550-1	D C B A	GP	GP	AP	AP	AP	AP	AP	AP	AP	AP	GP	GP
				AP	AP	AP	AP	AP	AP	AP			
				AP	AP	AP	AP	AP	AP	AP			
				AP	AP	AP	AP	AP	AP	AP			
2P + 24S + 2P													

PART NUMBER	ROWS	POWER		SIGNAL						POWER			
		P4	P3	6	5	4	3	2	1	P2	P1		
1-6450550-5	D C B A	VS	VS	P	P	P	P	P	P	P	P	VP	VP
				P	P	P	P	P	P	P			
				P	P	P	P	P	P	P			
				P	P	P	P	P	P	P			
2P + 24S + 2P													

T7



THIS DRAWING IS A CONTROLLED DOCUMENT.

OWN: R. GRZYBOWSKI 02MAY05
 CHK: M. PERCHERKE 02MAY05
 APVD: M. PERCHERKE

TE Connectivity

NAME: VERTICAL RECEPTACLE ASSEMBLY WITH GUIDES, MULTI-BEAM XL

PRODUCT SPEC: 108-1973
 APPLICATION SPEC: 114-13038

SIZE: A1
 CAGE CODE: 6450550
 DRAWING NO: 100779

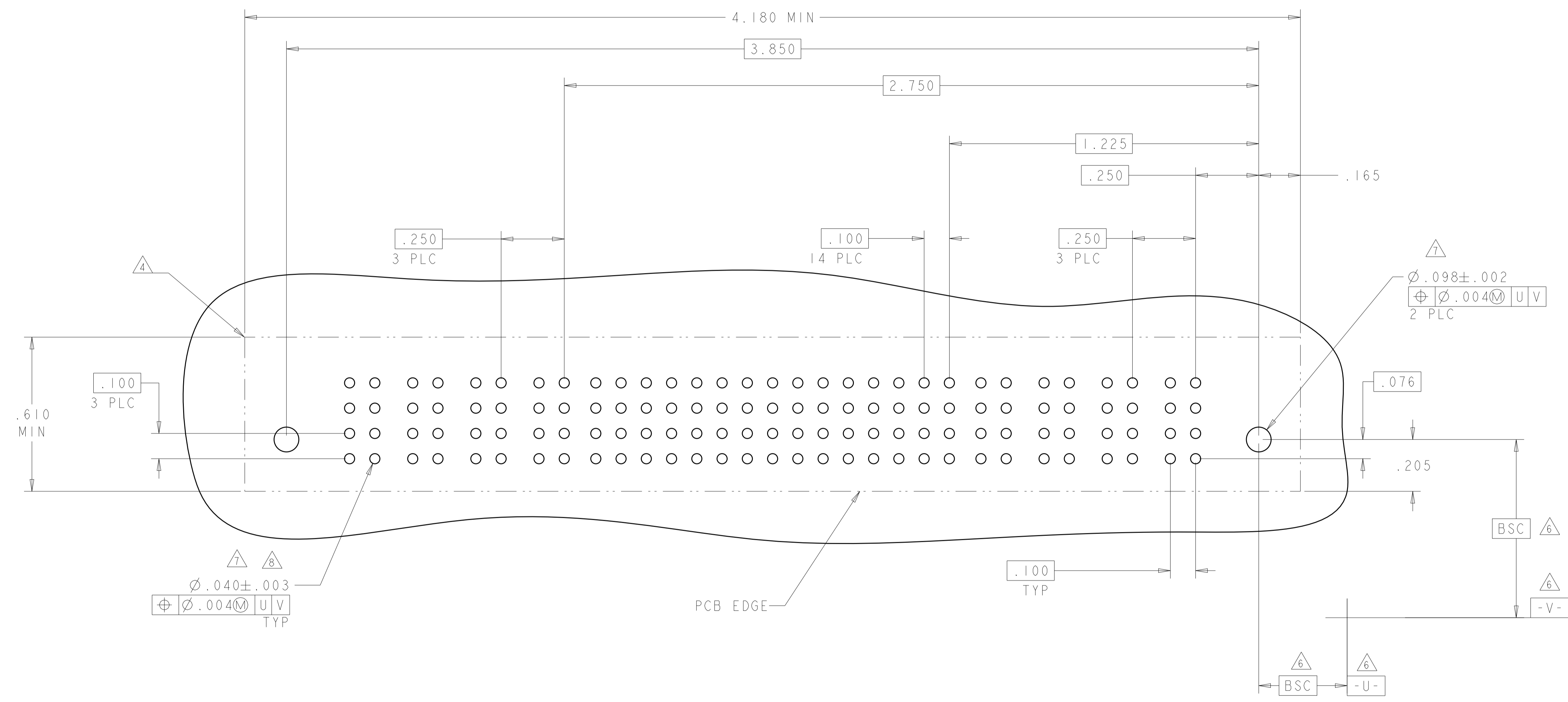
RESTRICTED TO: -

CUSTOMER DRAWING

SCALE: 4:1
 SHEET: 20 OF 23
 REV: U3

LOC		DIST		REVISIONS			
P	LTN	DESCRIPTION	DATE	DMN	APVD		
-	-	SEE SHEET 1	-	-	-	-	-

PART NUMBER	ROWS	POWER				SIGNAL														POWER											
		P8	P7	P6	P5	15	14	13	12	11	10	9	8	7	6	5	4	3	2	1	P4	P3	P2	P1							
7-6450550-2	D C B A	HD	GS	GP	GS	GP	AP	AP	AP	AP	AP	AP	AP	AP	AP	AP	AP	AP	AP	AP	AP	AP	AP	AP	AP	GS	GP	GS	GP	HD	
			AP	AP	AP	AP	AP	AP	AP	AP	AP	AP	AP	AP	AP	AP	AP	AP	AP	AP	AP	AP	AP	AP	AP	AP	AP	AP	AP		
			AP	AP	AP	AP	AP	AP	AP	AP	AP	AP	AP	AP	AP	AP	AP	AP	AP	AP	AP	AP	AP	AP	AP	AP	AP	AP	AP		AP
			AP	AP	AP	AP	AP	AP	AP	AP	AP	AP	AP	AP	AP	AP	AP	AP	AP	AP	AP	AP	AP	AP	AP	AP	AP	AP	AP		AP
4P + 60S + 4P																															

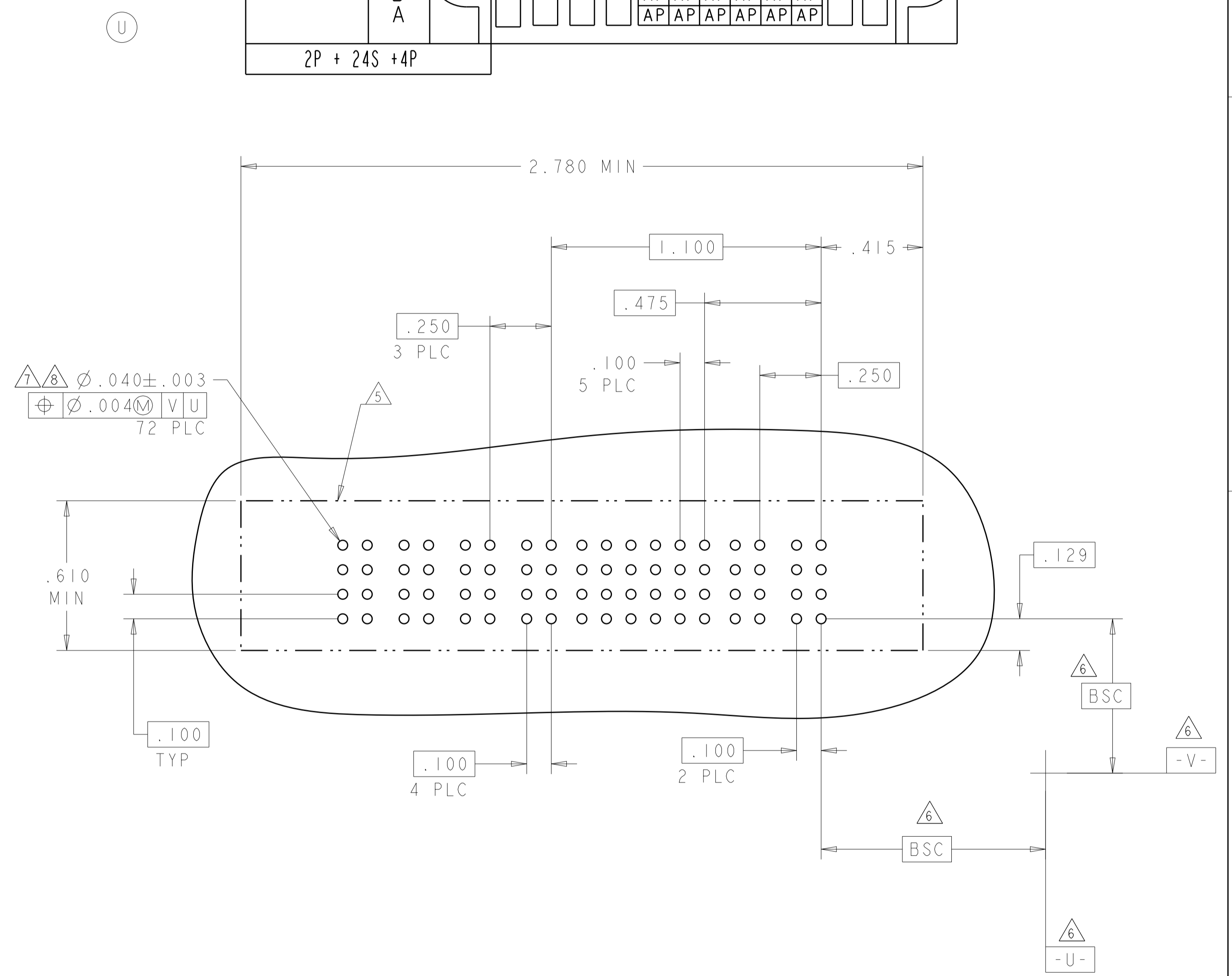
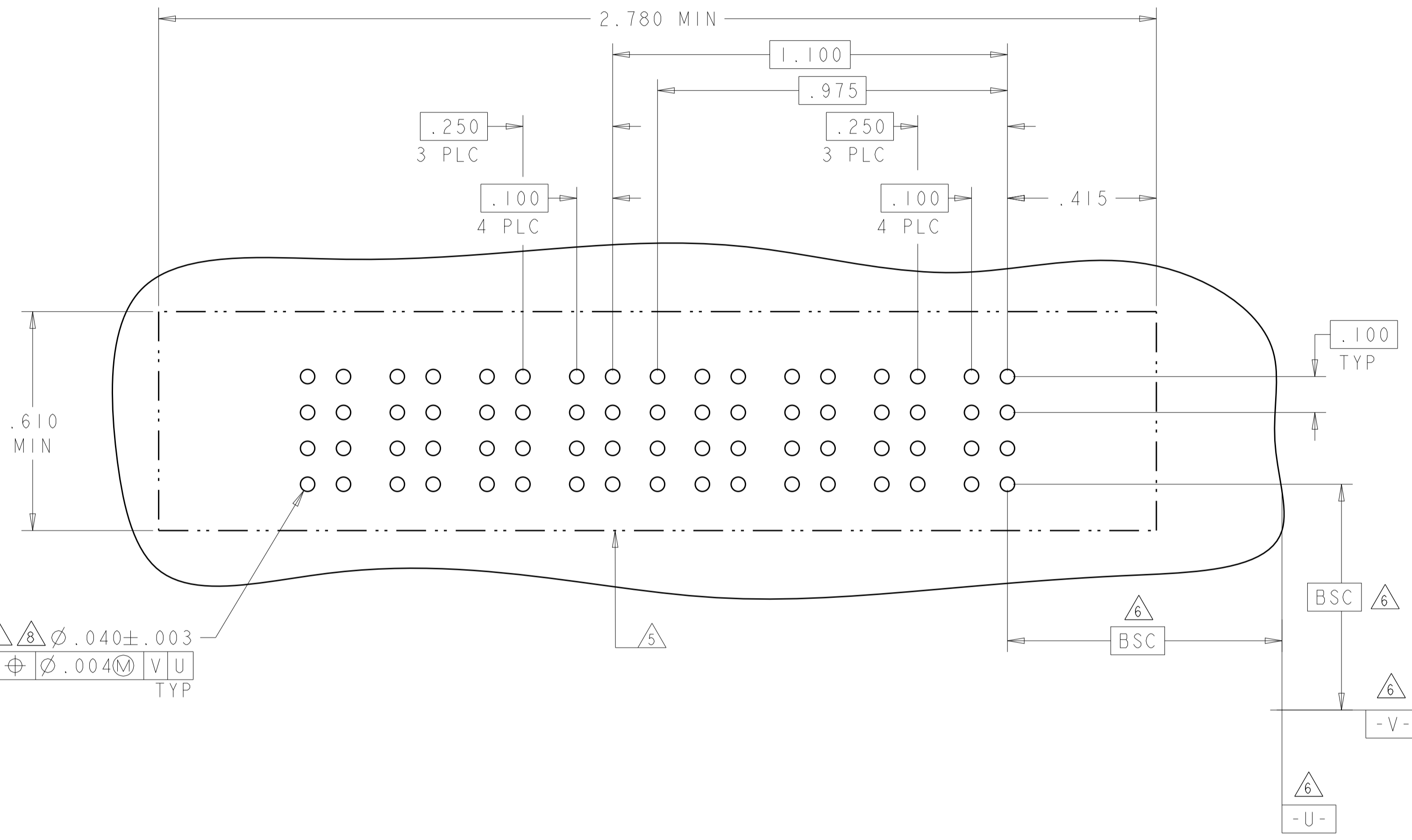


THIS DRAWING IS A CONTROLLED DOCUMENT.		DMN	R. GRZYBOWSKI	02MAY05	TE Connectivity	
DIMENSIONS: INCHES		CHK	M. PERCHERKE	02MAY05		
TOLERANCES UNLESS OTHERWISE SPECIFIED: 0 PLC ±. 1 PLC ±. 2 PLC ±.01 3 PLC ±.005 4 PLC ±.0020 ANGLES ±.2° FINISH		APVD	M. PERCHERKE		NAME	
MATERIAL FINISH		PRODUCT SPEC	108-1973	APPLICATION SPEC	114-13038	RESTRICTED TO
		WEIGHT			SIZE	
		CUSTOMER DRAWING	A100779	C=6450550	SCALE	4:1
					SHEET	21
					OF	23
					REV	U3

LOC	DIST	REVISIONS			
P	LTN	DESCRIPTION	DATE	DMN	APVD
ES	00	SEE SHEET 1			

PART NUMBER	ROWS	POWER				SIGNAL	POWER			
		P8	P7	P6	P5	I	P4	P3	P2	PI
4-6450550-2	D C B A	GS	GS	GS	GS	AP	GS	GS	GS	GS
						AP				
						AP				
4P + 4S + 4P										

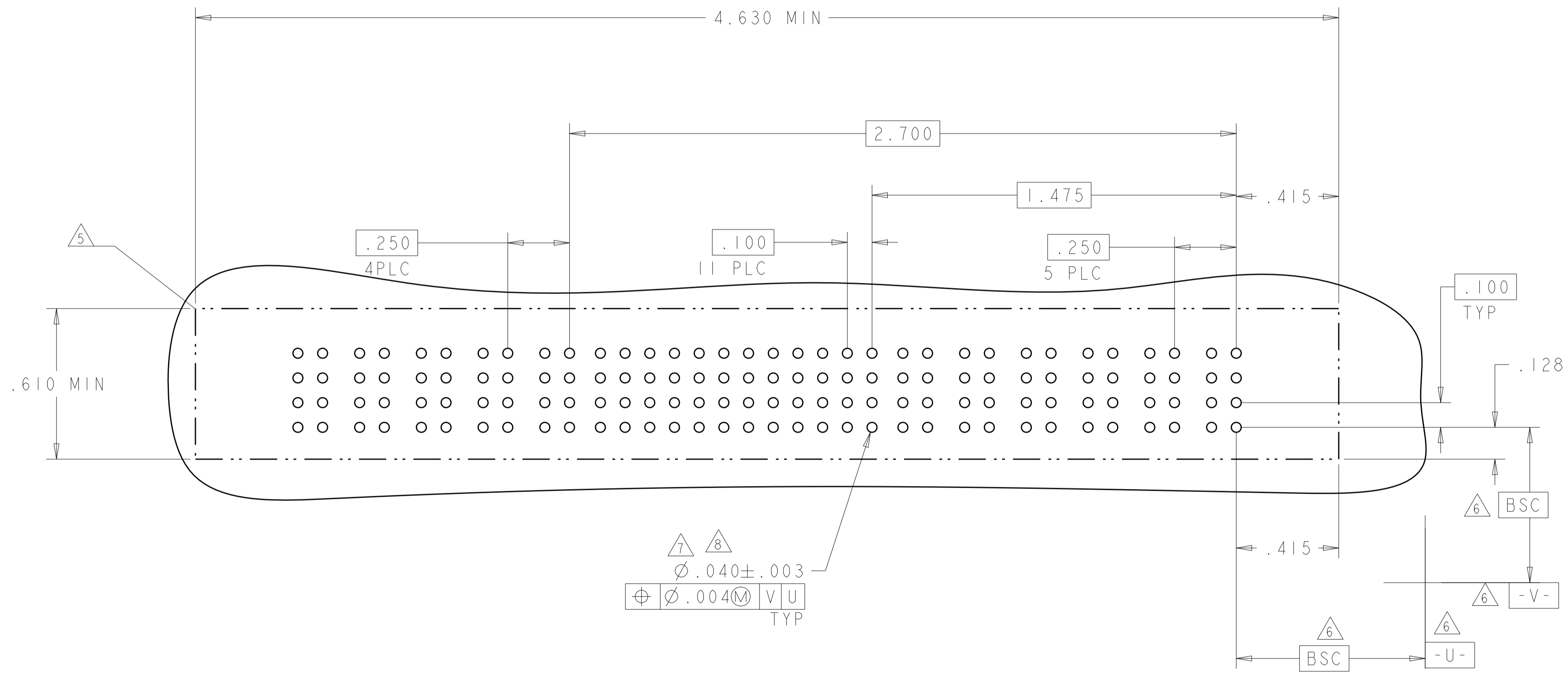
PART NUMBER	ROWS	POWER				SIGNAL					POWER		
		P6	P5	P4	P3	6	5	4	3	2	1	P2	PI
4-6450550-0	D C B A	GP	GP	GS	GS	AP	AP	AP	AP	AP	AP	GP	GS
						AP	AP	AP	AP	AP	AP		
						AP	AP	AP	AP	AP	AP		
						AP	AP	AP	AP	AP	AP		
2P + 24S + 4P													



THIS DRAWING IS A CONTROLLED DOCUMENT.		DMN: R. GRZYBOWSKI 02MAY05	TE Connectivity
DIMENSIONS: INCHES		CHK: M. PERCHERKE 02MAY05	
TOLERANCES UNLESS OTHERWISE SPECIFIED:		APVD: M. PERCHERKE	NAME: VERTICAL RECEPTACLE ASSEMBLY WITH GUIDES, MULTI-BEAM XL
0 PLC ±. 1 PLC ±.01 2 PLC ±.01 3 PLC ±.005 4 PLC ±.002 ANGLES ±.020 FINISH		PRODUCT SPEC: 108-1973	SIZE: A1
MATERIAL		APPLICATION SPEC: 114-13038	CAGE CODE: 6450550
		WEIGHT	SCALE: 4:1
		CUSTOMER DRAWING	SHEET 22 OF 23 REV U3

LOC	DIST	REVISIONS					
		P	LTN	DESCRIPTION	DATE	DWN	APVD
ES	00	-	-	SEE SHEET 1	-	-	-

PART NUMBER	ROWS	POWER					SIGNAL										POWER																		
		P11	P10	P9	P8	P7	12	11	10	9	8	7	6	5	4	3	2	1	P6	P5	P4	P3	P2	P1											
7-6450550-3	D C B A	GS	GS	GS	GS	GS	AP	AP	AP	AP	AP	AP	AP	AP	AP	AP	AP	AP	AP	AP	AP	AP	AP	AP	GP	GP	GP	GP	GP	GP					
							AP	AP	AP	AP	AP	AP	AP	AP	AP	AP	AP	AP	AP	AP	AP	AP	AP	AP	AP	AP	AP	AP	GP	GP	GP	GP	GP	GP	
							AP	AP	AP	AP	AP	AP	AP	AP	AP	AP	AP	AP	AP	AP	AP	AP	AP	AP	AP	AP	AP	AP	AP	GP	GP	GP	GP	GP	GP
							AP	AP	AP	AP	AP	AP	AP	AP	AP	AP	AP	AP	AP	AP	AP	AP	AP	AP	AP	AP	AP	AP	AP	AP	GP	GP	GP	GP	GP
		6P + 48S + 5P																																	



THIS DRAWING IS A CONTROLLED DOCUMENT.		DWN: R. GRZYBOWSKI 02MAY05	
DIMENSIONS: INCHES		CHK: M. PERCHERKE 02MAY05	
		TOLERANCES UNLESS OTHERWISE SPECIFIED:	NAME: VERTICAL RECEPTACLE ASSEMBLY WITH GUIDES, MULTI-BEAM XL
0 PLC ±. 1 PLC ±.01 2 PLC ±.01 3 PLC ±.005 4 PLC ±.0020 ANGLES ±.7°		APVD: M. PERCHERKE	PRODUCT SPEC: 108-1973
MATERIAL:		114-13038	APPLICATION SPEC: 114-13038
FINISH:		WEIGHT:	RESTRICTED TO: A100779C=6450550
CUSTOMER DRAWING		SCALE: 4:1	SHEET 23 OF 23 REV: U3

Компания «Life Electronics» занимается поставками электронных компонентов импортного и отечественного производства от производителей и со складов крупных дистрибьюторов Европы, Америки и Азии.

С конца 2013 года компания активно расширяет линейку поставок компонентов по направлению коаксиальный кабель, кварцевые генераторы и конденсаторы (керамические, пленочные, электролитические), за счёт заключения дистрибьюторских договоров

Мы предлагаем:

- Конкурентоспособные цены и скидки постоянным клиентам.
- Специальные условия для постоянных клиентов.
- Подбор аналогов.
- Поставку компонентов в любых объемах, удовлетворяющих вашим потребностям.
- Приемлемые сроки поставки, возможна ускоренная поставка.
- Доставку товара в любую точку России и стран СНГ.
- Комплексную поставку.
- Работу по проектам и поставку образцов.
- Формирование склада под заказчика.
- Сертификаты соответствия на поставляемую продукцию (по желанию клиента).
- Тестирование поставляемой продукции.
- Поставку компонентов, требующих военную и космическую приемку.
- Входной контроль качества.
- Наличие сертификата ISO.

В составе нашей компании организован Конструкторский отдел, призванный помогать разработчикам, и инженерам.

Конструкторский отдел помогает осуществить:

- Регистрацию проекта у производителя компонентов.
- Техническую поддержку проекта.
- Защиту от снятия компонента с производства.
- Оценку стоимости проекта по компонентам.
- Изготовление тестовой платы монтаж и пусконаладочные работы.



Тел: +7 (812) 336 43 04 (многоканальный)

Email: org@lifeelectronics.ru