

100mA-400mA EOL – Last Buy Date is Jun 30, 2020
 No replacements for these ratings

Type MJS

Lightning Surge Withstand Fuse

HF  MJS Series, 5x15mm Glass Tube Lightning Surge Withstand Fuse RoHS 2 Compliant

Description

MJS fuses have been used for Tip and Ring protection in telecommunication circuits. And they continue to be used in legacy designs. However, with advent of new issues of IEC/UL 60950 and Telcordia GR-1089(Issue 3). MJS fuses may no longer meet all test requirements, depending on the end product circuit design. It is recommended that Types RJS and SMP be evaluated for all new telecommunication applications.

Features

- Meet UL and CSA standard 248-14
- Wide operating temperature range
- Bulk and Tape & Reel packing available
- RoHS 2 compliant
- Halogen Free
- Lead Free

Applications

- Provide individual protection for components or internal circuits.
- Power supplies
 - Battery charger
 - Monitor
 - Adapter
 - Telecom protection

LEAD FREE = 
 HALOGEN FREE = 



Physical Specifications

| | |
|-----------|--|
| Materials | Body : Glass |
| | Cap : Nickel Plated Brass Caps |
| | Leads : Matte Tin Plated Copper, Diameter 0.032" |
| Marking | On Fuse : |
| | "bel", "MJS", "Current Rating", "Voltage Rating", |
| | "Appropriate Safety Logos", "✓" (RoHS 2 compliant) |
| | On Label : |
| | "bel", "MJS", "Current Rating", "Voltage Rating", "Interrupting Rating", "Appropriate Safety Logos" and "✓", "  "(China RoHS compliant). |




Electrical Characteristics (UL/CSA STD.248-14)

| Testing Current | Blow Time | |
|-----------------|-----------|----------|
| | Minimum | Maximum |
| 100% | 4 hrs. | N/A |
| 135% | N/A | 1 Hr. |
| 200% | 3 sec | 20 sec |
| 500% | 100 msec | 1.5 sec |
| 1000% | 30 msec | 300 msec |



FIG A

Safety Agency Approvals

| Safety Agency | Safety Agency Certificate | Voltage Rating (V) | Ampere Range / Volt @ I.R. ability* |
|---|---------------------------|----------------------|-------------------------------------|
|  | E20624 | 100mA-7A/ 250V AC | 100mA-7A/125V AC@10,000A |
|  | LR39772 | | 100mA-7A/250V AC@200A |
|  | JET1037-31003-1011 | | 1A-5A/125V AC@500A |

*I.R.= Interrupting Rating = Short Circuit Rating(Amps)



FIG B

Type MJS

Environmental Specifications

| | |
|---------------------------|--|
| Shock Resistance | MIL-STD-202G, Method 213B, Test Condition 1 (100 G's peak for 6 milliseconds; Sawtooth waveform) |
| Vibration Resistance | MIL-STD-202G, Method 201A (10-55 Hz, 0.06 inch, total excursion). |
| Salt Spray Resistance | MIL-STD-202G, Method 101E, Test Condition B (48 hrs.). |
| Insulation Resistance | MIL-STD-202G, Method 302, Test Condition A (After Opening) 10,000 ohms minimum. |
| Solderability | MIL-STD-202G, Method 208H |
| Resistance to solder Heat | MIL-STD-202G, Method 210F, Test Condition B (260+/-5°C, 10+/-1 sec) |
| Thermal Shock | MIL-STD-202G, Method 107G, Test Condition B (-65°C to +125°C). |
| Operating Temperature | -55°C to +125°C |
| Terminal Strength | IEC-68-2-21 |

Electrical Specifications

| Catalog Number | Ampere Rating | Typical Cold Resistance (ohm) | Volt-drop @100%In (Volt) max. | Voltage and Interrupting Ratings | Melting I ² T <10 mSec (A ² Sec) | Melting I ² T @10 In (A ² Sec) | Peak Surge Current (Amp) | | Maximum Power Dissipation (W) | Agency Approvals | | |
|----------------|---------------|-------------------------------|-------------------------------|---|--|--|---------------------------------|--------------------------------|-------------------------------|------------------|----|----|
| | | | | | | | (Fig A) 25 Pulses 10uS x 1000uS | (Fig B) 50 Pulses 10uS x 560uS | | UL | CS | PS |
| MJS 100-R | 100mA | 12.5 | 1.88 | See Table of Safety Approvals on Page 1 for Voltage and associated Interrupting Ratings | 0.068 | 0.088 | 4.5 | 6.0 | 0.22 | Y | Y | |
| MJS 125-R | 125mA | 7.8 | 1.44 | | 0.107 | 0.138 | 5.6 | 7.5 | 0.24 | Y | Y | |
| MJS 150-R | 150mA | 5.3 | 1.17 | | 0.167 | 0.216 | 6.8 | 9 | 0.27 | Y | Y | |
| MJS 200-R | 200mA | 3.7 | 1.02 | | 0.26 | 0.34 | 9 | 12 | 0.30 | Y | Y | |
| MJS 250-R | 250mA | 2.27 | 0.89 | | 0.41 | 0.53 | 12 | 16 | 0.34 | Y | Y | |
| MJS 300-R | 300mA | 1.57 | 0.78 | | 0.60 | 0.83 | 15 | 17 | 0.36 | Y | Y | |
| MJS 350-R | 350mA | 1.10 | 0.72 | | 0.8 | 1.0 | 18 | 24 | 0.40 | Y | Y | |
| MJS 400-R | 400mA | 0.875 | 0.67 | | 1.0 | 1.3 | 20 | 27 | 0.42 | Y | Y | |
| MJS 500-R | 500mA | 0.630 | 0.59 | See Table of Safety Approvals on Page 1 for Voltage and associated Interrupting Ratings | 1.6 | 2.0 | 26 | 35 | 0.47 | Y | Y | |
| MJS 600-R | 600mA | 0.440 | 0.53 | | 2.2 | 2.3 | 29 | 33 | 0.49 | Y | Y | |
| MJS 700-R | 700mA | 0.341 | 0.49 | | 3.0 | 4.0 | 38 | 50 | 0.54 | Y | Y | |
| MJS 750-R | 750mA | 0.326 | 0.48 | | 3.0 | 4.0 | 38 | 50 | 0.55 | Y | Y | |
| MJS 800-R | 800mA | 0.250 | 0.42 | | 5.0 | 7.0 | 50 | 66 | 0.60 | Y | Y | |
| MJS 1-R | 1A | 0.195 | 0.39 | | 5.9 | 7.8 | 56 | 75 | 0.64 | Y | Y | Y |
| MJS 1.25-R | 1.25A | 0.130 | 0.34 | | 9.3 | 12 | 75 | 100 | 0.71 | Y | Y | Y |
| MJS 1.5-R | 1.5A | 0.100 | 0.29 | | 15 | 19 | 94 | 125 | 0.80 | Y | Y | Y |
| MJS 2-R | 2A | 0.061 | 0.26 | | 23 | 30 | 120 | 160 | 0.89 | Y | Y | Y |
| MJS 2.5-R | 2.5A | 0.046 | 0.22 | | 35 | 47 | 150 | 200 | 0.99 | Y | Y | Y |
| MJS 3-R | 3A | 0.037 | 0.19 | | 55 | 73 | 195 | 260 | 1.10 | Y | Y | Y |
| MJS 3.5-R | 3.5A | 0.029 | 0.18 | | 69 | 91 | 225 | 300 | 1.16 | Y | Y | Y |
| MJS 4-R | 4A | 0.024 | 0.17 | | 86 | 114 | 255 | 340 | 1.22 | Y | Y | Y |
| MJS 5-R | 5A | 0.019 | 0.15 | | 135 | 179 | 330 | 440 | 1.36 | Y | Y | Y |
| MJS 6-R | 6A | 0.015 | 0.13 | | 211 | 279 | 428 | 570 | 1.51 | Y | Y | |
| MJS 7-R | 7A | 0.012 | 0.12 | | 263 | 350 | 488 | 650 | 1.60 | Y | Y | |

Consult manufacturer for other ratings

EOL – Last Buy Date is Jun 30, 2020



Specifications subject to change without notice

Bel Fuse Inc.
206 Van Vorst Street
Jersey City, NJ 07302 USA

+1 201.432.0463
Bel.US.CS@belf.com
belfuse.com/circuit-protection

Type MJS

Temperature Derating Curve



Average Time Current Curve



Soldering parameters

| Lead-free Wave Soldering Profile | |
|--|--|
| Wave Soldering Parameter | |
| Average ramp-up rate | 200°C / second |
| Heating rate during preheat | typical 1 - 2°C / second Max 4°C / second |
| Final preheat temperature | within 125°C of soldering temperature |
| Peak temperature Tp | 260°C |
| Time within +0°C / -5°C of actual peak temperature | 10 seconds |
| Ramp-down rate | 5°C / second max. |



Type MJS

Fuse FGNO Explanation

0653 R [XXXX] -XX

0653R=MJS; [XXXX]=Ampere Rating; XX=See Ordering Information as below

| Fraction | Decimal | Milliamps | Bel FGNO[XXXX] |
|----------|---------|-----------|----------------|
| 1/10 | 0.100 | 100 | 0100 |
| 1/8 | .125 | 125 | 0125 |
| 15/100 | .150 | 150 | 0150 |
| 2/10 | .200 | 200 | 0200 |
| 1/4 | .250 | 250 | 0250 |
| 3/10 | .300 | 300 | 0300 |
| 35/100 | .350 | 350 | 0350 |
| 4/10 | .400 | 400 | 0400 |
| 1/2 | .500 | 500 | 0500 |
| 6/10 | .600 | 600 | 0600 |
| 7/10 | .700 | 700 | 0700 |
| 3/4 | .750 | 750 | 0750 |
| 8/10 | .800 | 800 | 0800 |

| Fraction | Decimal | Amps | Bel FGNO[XXXX] |
|----------|---------|------|----------------|
| | 1.0 | 1 | 1000 |
| 1-1/4 | 1.25 | 1.25 | 1250 |
| 1-1/2 | 1.50 | 1.5 | 1500 |
| | 2.0 | 2 | 2000 |
| 2-1/2 | 2.5 | 2.5 | 2500 |
| | 3.0 | 3 | 3000 |
| 3-1/2 | 3.5 | 3.5 | 3500 |
| | 4.0 | 4 | 4000 |
| | 5.0 | 5 | 5000 |
| | 6.0 | 6 | 6000 |
| | 7.0 | 7 | 7000 |

Mechanical Dimensions



*Diameter lead 0.032"±0.002" for all ratings

Ordering Information



Packaging

| Packaging Option | Packaging Specification | Quantity | Packaging Code | Inside Tape Spacing |
|--|-------------------------|----------|----------------|---------------------|
| Bulk (Pigtail Type) | N/A | 500 | 11 | N/A |
| Bulk (Pigtail Type) with Insulation Sleeve | N/A | 500 | 41 | N/A |
| Tape & Reel | EIA-296-F | 1500 | 12 | 10mm Pitch and 53mm |
| Tape& Reel with Insulation Sleeve | EIA-296-F | 1500 | 42 | 10mm Pitch and 53mm |



Specifications subject to change without notice

Bel Fuse Inc.
 206 Van Vorst Street
 Jersey City, NJ 07302 USA

+1 201.432.0463
 Bel.US.CS@belf.com
belfuse.com/circuit-protection

Компания «Life Electronics» занимается поставками электронных компонентов импортного и отечественного производства от производителей и со складов крупных дистрибьюторов Европы, Америки и Азии.

С конца 2013 года компания активно расширяет линейку поставок компонентов по направлению коаксиальный кабель, кварцевые генераторы и конденсаторы (керамические, пленочные, электролитические), за счёт заключения дистрибьюторских договоров

Мы предлагаем:

- Конкуренеспособные цены и скидки постоянным клиентам.
- Специальные условия для постоянных клиентов.
- Подбор аналогов.
- Поставку компонентов в любых объемах, удовлетворяющих вашим потребностям.
- Приемлемые сроки поставки, возможна ускоренная поставка.
- Доставку товара в любую точку России и стран СНГ.
- Комплексную поставку.
- Работу по проектам и поставку образцов.
- Формирование склада под заказчика.
- Сертификаты соответствия на поставляемую продукцию (по желанию клиента).
- Тестирование поставляемой продукции.
- Поставку компонентов, требующих военную и космическую приемку.
- Входной контроль качества.
- Наличие сертификата ISO.

В составе нашей компании организован Конструкторский отдел, призванный помогать разработчикам, и инженерам.

Конструкторский отдел помогает осуществить:

- Регистрацию проекта у производителя компонентов.
- Техническую поддержку проекта.
- Защиту от снятия компонента с производства.
- Оценку стоимости проекта по компонентам.
- Изготовление тестовой платы монтаж и пусконаладочные работы.



Тел: +7 (812) 336 43 04 (многоканальный)

Email: org@lifeelectronics.ru