

Type 0679H

Square Ceramic Surface Mount Quick Acting Fuse

HF 0679H Series – 2410 Size

RoHS Compliant

Features

- Quick Acting, 2410 SMD
- Compatible with 260°C, IR Pb-free solder process
- Wide range of current rating from 250mA to 15A
- Wide operating temperature range, -55°C to 125°C
- Tape & Reel for auto-insert SMD process
- AEC-Q Compliant
- Fully compliance with EU Directive 2011/65/EU and amending directive 2015/863, Compliant with exemption 7(a)
- Halogen Free, (MSL = 1)
- Meets Bel automotive qualification*
- * - Largely based on internal AEC-Q test plan

Applications

- Notebook
- LCD monitor
- PC computer
- Office electronic equipment
- Industrial equipment
- Medical equipment
- POE, POE+
- LCD / LED monitor
- Power supply
- LCD / LED TV



AEC-Q Compliant

HALOGEN FREE = **HF**

Electrical Characteristics

(UL/CSA/STD. 248-14)



Testing Current	Blow Time	
	Minimum	Maximum
100%	4 Hrs.	N/A
200%	N/A	5 Sec

Safety Agency Approvals

Safety Agency	Safety Agency Certificate	Ampere Rating/ Voltage Rating	Ampere Range / Volt @ I.R. ability*
UL	E20624	250mA–3A/350V AC 72V DC 3.5A-15A/350V AC 60V DC	250mA-3A/350V @ 50A AC 72V @100A DC 3.5A-5A/350V @50A AC 60V @150A DC 6.3A-15A/350V @50A-AC 60V @100A DC
TÜV	R 50368185 Tested according to IEC 60127-1:2006+A1+A2 IEC 60127-7:2015	250mA–3A/350V AC 72V DC 3.5A-15A/350V AC 60V DC	250mA-3A/350V @ 50A AC 72V @100A DC 3.5A-5A/350V @50A AC 60V @150A DC 6.3A-15A/350V @50A-AC 60V @100A DC

*I.R.= Interrupting Rating = Short Circuit Rating(Amps)

Physical Specifications

Materials	Body : Ceramic
	Terminations : Silver Plated Caps
Marking	On Fuse :
	"Current Rating", "Q", "H"—laser marked on ceramic tube, "bel" stamped in end caps.
	On Label :
	"bel", "0679H", "Current Rating", "Voltage Rating", "Interrupting Rating", "Appropriate Safety Logos" and "  ", "  " (China RoHS compliant).

Specifications subject to change without notice

Environmental Specifications

Shock Resistance	MIL-STD-202G, Method 213B, Test Condition 1 (100 G's peak for 6 milliseconds; Sawtooth waveform)	High temperature storage	MIL-STD-202 Method 108
Vibration Resistance	MIL-STD-202G, Method 201A (10-55 Hz, 0.06 inch, total excursion).	Temperature cycling	JESD22 Method JA-104, Test Condition B
Salt Spray Resistance	MIL-STD-202G, Method 101E, Test Condition B (48 hrs.).	Biased humidity	MIL-STD-202 Method 103, 85C/85% RH with 10% operating power for 1000 hrs.
Insulation Resistance	MIL-STD-202G, Method 302, Test Condition A (After Opening) 10,000 ohms minimum.	Operational life	MIL-STD-202 Method 108, Test Condition D
Solderability	MIL-STD-202G, Method 208H	Resistance to solvents	MIL-STD-202 Method 215
Resistance to solder Heat	MIL-STD-202G, Method 210F, Test Condition C. Top Side (260°C, 20 sec) MIL-STD-202G, Method 210F, Test Condition D. Bottom Side (260°C, 10 sec)	Mechanical shock	MIL-STD-202 Method 213, Test Condition C
Thermal Shock	MIL-STD-202G, Method 107G, Test Condition B (-65°C to +125°C).	Vibration	MIL-STD-202 Method 204
Operating Temperature	-55°C to +125°C	Resistance to soldering heat	MIL-STD-202 Method 210, Test condition B
Moisture Sensitivity Level	1 (According to IPC J-Std-020)	Thermal shock	MIL-STD-202 Method 107
		Solderability	J-STD-002
		Board flex(SMD)	AEC-Q200-005
		Terminal strength	AEC-Q200-006
		Electrical characterization	3 temperature electrical

Electrical Specifications

Part Number	Ampere Rating (A)	Typical Cold Resistance (ohms)	Volt-drop @100% In (Volt) max.	Voltage and Interrupting Ratings	Melting PT <10m Sec (A² Sec)	Melting PT @10 In (A² Sec)	Maximum Power Dissipation (W)	Agency Approvals	
									
0679H0250-XX	250mA	0.55	0.530	See Table of Safety Approvals on Page 1 for Voltage and associated Interrupting Ratings	0.01	0.02	0.13	Y	Y
0679H0375-XX	375mA	0.32	0.480		0.04	0.04	0.18	Y	Y
0679H0500-XX	500mA	0.22	0.470		0.08	0.08	0.24	Y	Y
0679H0630-XX	630mA	0.17	0.410		0.15	0.15	0.26	Y	Y
0679H0750-XX	750mA	0.14	0.380		0.24	0.26	0.29	Y	Y
0679H1000-XX	1A	0.09	0.280		0.51	0.54	0.28	Y	Y
0679H1250-XX	1.25A	0.068	0.250		0.21	0.22	0.31	Y	Y
0679H1500-XX	1.5A	0.053	0.250		0.32	0.29	0.38	Y	Y
0679H2000-XX	2A	0.035	0.240		0.62	0.68	0.48	Y	Y
0679H2500-XX	2.5A	0.028	0.240		0.96	1.13	0.60	Y	Y
0679H3000-XX	3A	0.022	0.220		1.6	1.8	0.66	Y	Y
0679H3500-XX	3.5A	0.019	0.220		2.0	2.2	0.77	Y	Y
0679H4000-XX	4A	0.018	0.220		3.1	3.5	0.88	Y	Y
0679H5000-XX	5A	0.014	0.200		5.3	5.5	1.00	Y	Y
0679H6300-XX	6.3A	0.011	0.190		8.7	8.3	1.20	Y	Y
0679H7000-XX	7A	0.010	0.175		11.1	10.8	1.23	Y	Y
0679H8000-XX	8A	0.0085	0.170		14.8	14.1	1.36	Y	Y
0679H9100-XX	10A	0.0064	0.150		25.7	25.7	1.50	Y	Y
0679H9120-XX	12A	0.0054	0.140		41.0	38.9	1.68	Y	Y
0679H9150-XX	15A	0.0038	0.130		76.7	103.5	1.95	Y	Y

Consult manufacturer for other ratings
XX - Packaging code (see "ordering information")

NOTES:

All tests were conducted with the fuses soldered to a printed circuit boards with a nominal thickness of 1.6 mm. The copper test circuit trace was a printed circuit with an overall length of 100 mm, copper thickness/width as described below. The printed circuit boards were mounted by screws to a test fixture having brass blocks for connection of the test leads. All samples were soldered to the test boards by the manufacturer.

Fuse rating	Test Board Trace Dimensions
250mA-5A	1 oz. copper, 5.0mm wide.
6.3A-15A	3 oz. copper, 10mm wide.



Specifications subject to change without notice

Bel Fuse Inc.
206 Van Vorst Street
Jersey City, NJ 07302 USA

+1 201.432.0463
Bel.US.CS@belf.com
belfuse.com/circuit-protection

Temperature Derating Curve

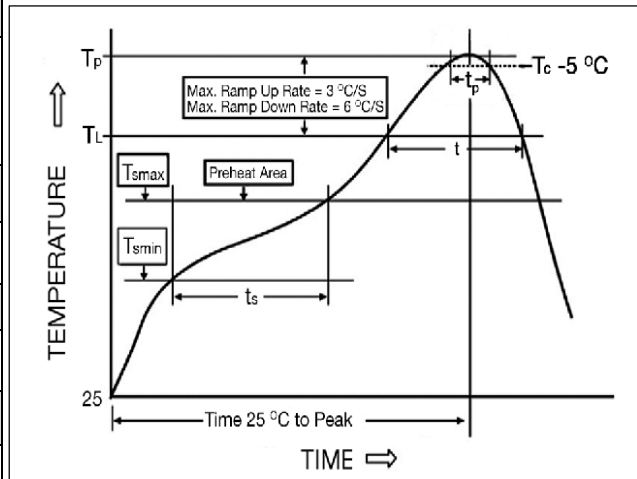


Average Time Current Curve



Soldering Parameters

IR Reflow Profile (IPC/JEDEC J-STD-020D)	
Preheat & Soak	
Temperature min (T_{smin})	150°C
Temperature max (T_{smax})	200°C
Time (T_{smin} to T_{smax}) (t_s)	60-120 seconds
Average ramp-up rate (T_{smax} to T_p)	3°C/second max.
Liquidous temperature (T_L)	217°C
Time at liquidous (t_L)	60-150 seconds
Peak temperature (T_p)	260°C max
Time (t_p) within 5°C of the specified classification temperature (T_c)	30 seconds
Average ramp-down rate (T_p to T_{smax})	6°C/second max.
Time 25°C to peak temperature	8 minutes max.



Компания «Life Electronics» занимается поставками электронных компонентов импортного и отечественного производства от производителей и со складов крупных дистрибьюторов Европы, Америки и Азии.

С конца 2013 года компания активно расширяет линейку поставок компонентов по направлению коаксиальный кабель, кварцевые генераторы и конденсаторы (керамические, пленочные, электролитические), за счёт заключения дистрибьюторских договоров

Мы предлагаем:

- Конкуренеспособные цены и скидки постоянным клиентам.
- Специальные условия для постоянных клиентов.
- Подбор аналогов.
- Поставку компонентов в любых объемах, удовлетворяющих вашим потребностям.
- Приемлемые сроки поставки, возможна ускоренная поставка.
- Доставку товара в любую точку России и стран СНГ.
- Комплексную поставку.
- Работу по проектам и поставку образцов.
- Формирование склада под заказчика.
- Сертификаты соответствия на поставляемую продукцию (по желанию клиента).
- Тестирование поставляемой продукции.
- Поставку компонентов, требующих военную и космическую приемку.
- Входной контроль качества.
- Наличие сертификата ISO.

В составе нашей компании организован Конструкторский отдел, призванный помогать разработчикам, и инженерам.

Конструкторский отдел помогает осуществить:

- Регистрацию проекта у производителя компонентов.
- Техническую поддержку проекта.
- Защиту от снятия компонента с производства.
- Оценку стоимости проекта по компонентам.
- Изготовление тестовой платы монтаж и пусконаладочные работы.



Тел: +7 (812) 336 43 04 (многоканальный)

Email: org@lifeelectronics.ru