




Wideband Transformers



- Surface mount and through hole versions
- 500 V interwinding isolation, 1/4 Watt RF input power
- 250 mA max current rating.
- For a smaller package size, see our WBC Series

Core material Ferrite

Terminations RoHS compliant matte tin over nickel over phos bronze. Other terminations available at additional cost.

Weight 0.38 – 0.40 g

Ambient temperature –40°C to +85°C

Storage temperature Component: –40°C to +85°C.

Tape and reel or tube packaging: –40°C to +80°C

Resistance to soldering heat Max three 40 second reflows at +260°C, parts cooled to room temperature between cycles

Moisture Sensitivity Level (MSL) 1 (unlimited floor life at <30°C / 85% relative humidity)

Failures in Time (FIT) / Mean Time Between Failures (MTBF)

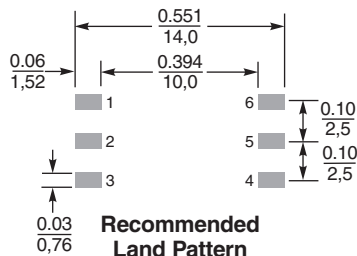
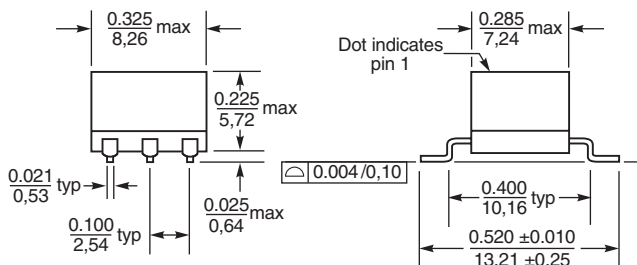
60 per billion hours / 16,666,667 hours, calculated per Telcordia SR-332

Packaging (SM version): 500 per 13" reel;

Plastic tape: 24 mm wide, 0.42 mm thick, 20 mm pocket spacing, 6.6 mm pocket depth; (TH version): 54 per tube

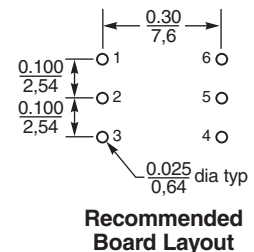
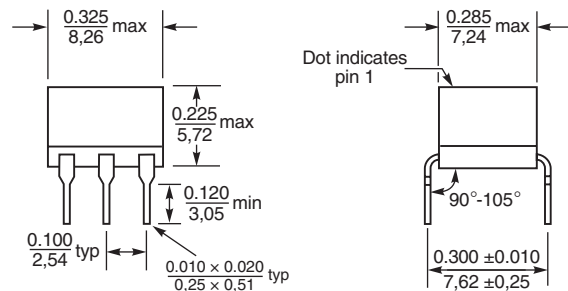
PCB washing Tested with pure water or alcohol only. For other solvents, see Doc787_PCB_Washing.pdf.

Dimensions – surface mount parts



Dimensions are in $\frac{\text{inches}}{\text{mm}}$

Dimensions – through hole parts



Dimensions are in $\frac{\text{inches}}{\text{mm}}$



Wideband Transformers

Schematic	Part number		Impedance ratio ² pri:sec	Bandwidth (MHz)	Insertion loss max (dB)	Pri (pins 4-6)		Sec (pins 1-3)		DC imbalance ⁵ max (mA)
	SM ¹	TH				L min ³ (μH)	DCR max ⁴ (mOhm)	L min ³ (μH)	DCR max ⁴ (mOhm)	
	WB1-1SL_	WB1-1L	1:1	0.150–500	0.70	27	75	27	75	—
	WB1-6SL_	WB1-6L	1:1	0.100–350	0.50	25	100	25	100	—
	WB1.18-3SL_	WB1.18-3L	1:1.18	0.040–300	0.50	90	300	108	330	—
	WB1.5-6SL_	WB1.5-6L	1:1.5	0.050–325	0.26	56	120	84	150	—
	WB2-1-2WSL_	WB2-1-2WL	1:2	0.080–700	1.00	38	100	75	150	—
	WB2.5-6SL_	WB2.5-6L	1:2.5	0.080–225	0.26	30	100	75	130	—
	WB4-6SL_	WB4-6L	1:4	0.100–125	0.50	25	100	100	200	—
	WB9-1SL_	WB9-1L	1:9	0.125–125	0.57	25	100	225	250	—
	WB16-1SL_	WB16-1L	1:16	0.050–100	0.60	56	75	896	330	—
	WB36-1SL_	WB36-1L	1:36	0.100–45	0.50	25	50	900	180	—
	WB1-1TSL_	WB1-1TL	1:1	0.100–375	0.51	25	100	25	100	30
	WB1-6TSL_	WB1-6TL	1:1	0.050–200	0.20	70	150	70	150	18
	WB2-1TSL_	WB2-1TL	1:2	0.070–400	1.00	38	100	75	150	29
	WB2.5-6TSL_	WB2.5-6TL	1:2.5	0.050–125	0.28	56	120	140	200	13
	WB3-1TSL_	WB3-1TL	1:3	0.040–500	0.40	96	110	270	200	4.0
	WB4-1HSL_	WB4-1HL	1:4	0.100–500	0.50	25	120	100	160	15
	WB4-6TSL_	WB4-6TL	1:4	0.050–200	0.50	43	120	172	160	5.0
	WB5-1TSL_	WB5-1TL	1:5	0.050–400	0.30	48	220	240	500	13
	WB8-1TSL_	WB8-1TL	1:8	0.150–400	0.76	18	100	144	270	17
	WB13-1TSL_	WB13-1TL	1:13	0.150–125	0.72	17	90	221	200	10
WB16-6TSL_	WB16-6TL	1:16	0.050–100	0.60	56	75	896	330	25	
	WBT1-6SL_	WBT1-6L	1:1	0.040–200	0.25	70	150	70	150	19
	WBT1.5-1SL_	WBT1.5-1L	1:1.5	0.040–350	0.30	60	150	90	180	19
	WBT2.5-6SL_	WBT2.5-6L	1:2.5	0.050–100	0.26	70	150	175	200	11
	WBT4-1SL_	WBT4-1L	1:3	0.040–150	0.26	45	120	135	160	13
	WBT4-1ASL_	WBT4-1AL	1:4	0.040–350	0.40	96	110	384	220	3.5
	WBT16-1SL_	WBT16-1L	1:16	0.100–100	0.50	25	100	400	300	7.5
WBT25-1SL_	WBT25-1L	1:25	0.100–65	0.50	25	100	625	350	6.0	

1. When ordering, please specify **packaging** code:

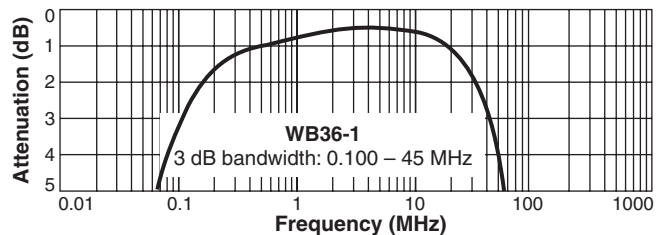
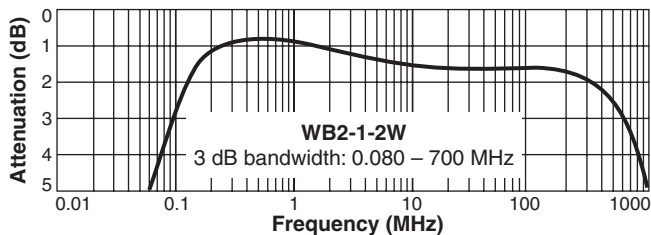
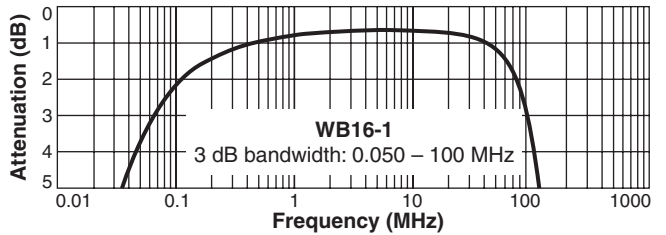
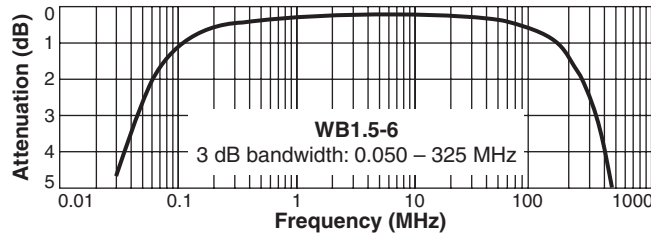
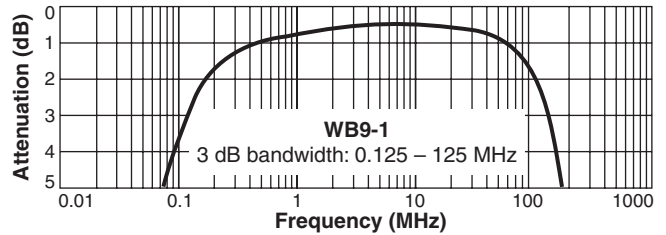
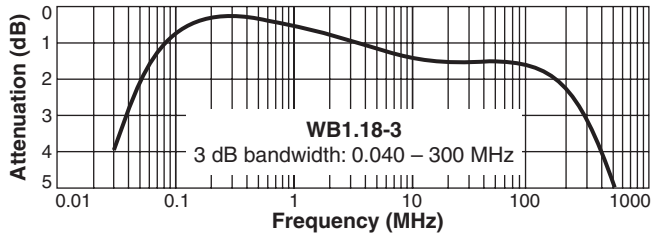
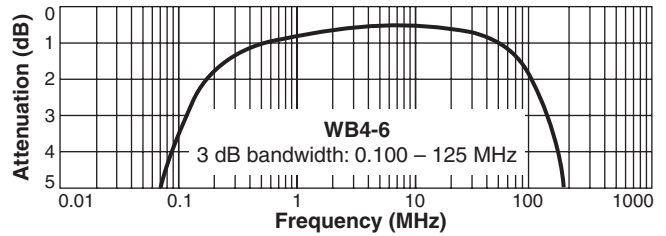
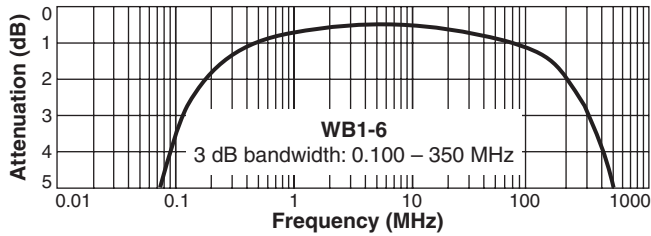
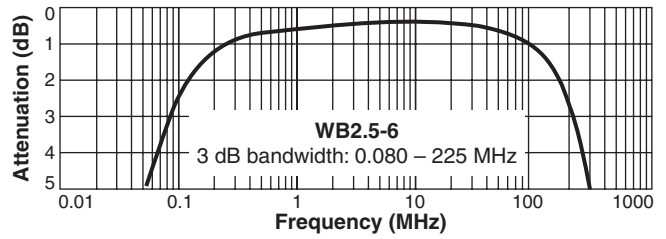
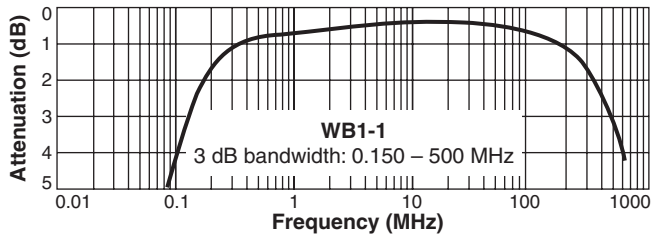
WB25-1SLD

Packaging: **D** = 13" machine-ready reel. EIA-481 embossed plastic tape (500 parts per full reel).
B = Less than full reel. In tape, but not machine ready.
 To have a leader and trailer added (\$25 charge), use code letter D instead.

- Impedance ratio is for the full primary winding to the full secondary winding.
 - Inductance measured at 100 kHz, 0.1 V, 0 Adc on an Agilent/HP 4192 or equivalent.
 - DCR measured on a micro-ohmmeter.
 - DC imbalance is the maximum difference in current measured at pins 1 and 3 with the source at pin 2. Inductance drop is 15% at max imbalance.
 - Electrical specifications at 25°C. Measurements are referenced to 50 Ohms.
- Refer to Doc 362 "Soldering Surface Mount Components" before soldering.



Transformers with no center taps



Attenuation measured on a network analyzer (re: 50 Ohms)

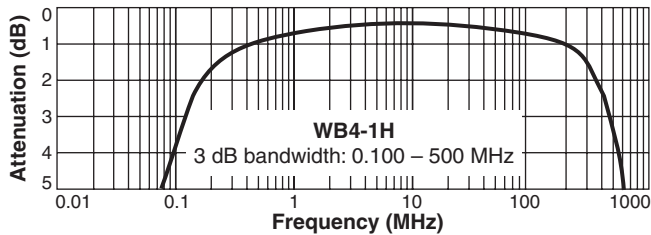
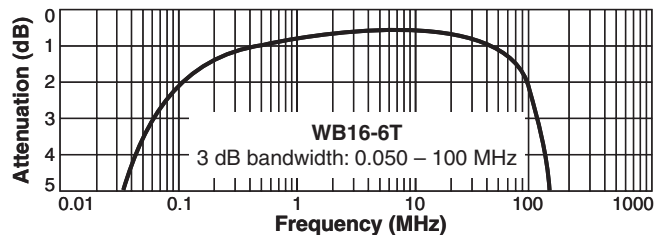
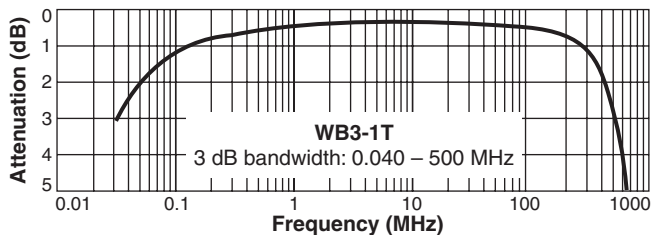
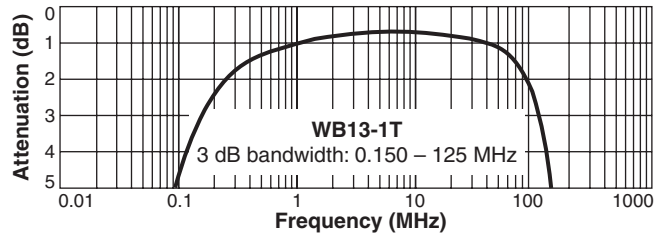
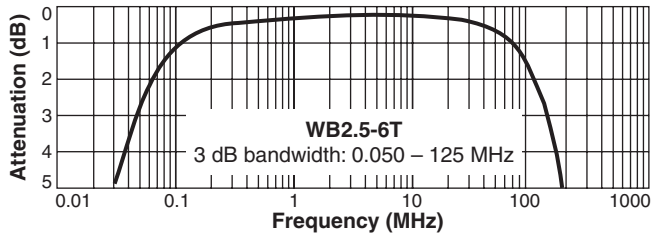
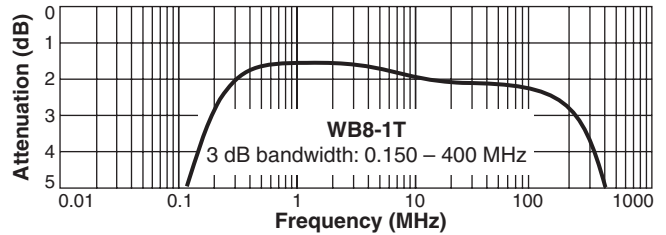
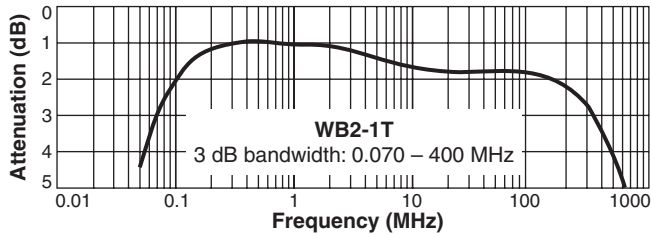
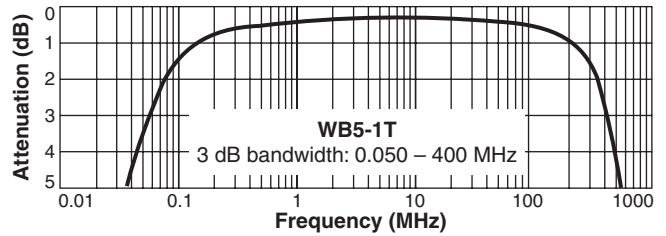
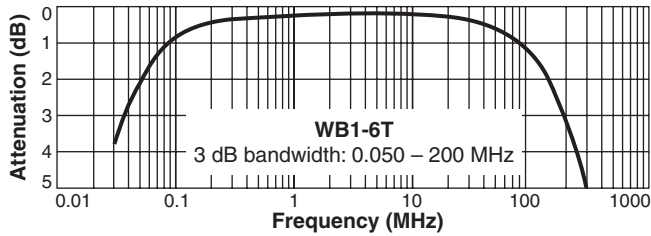
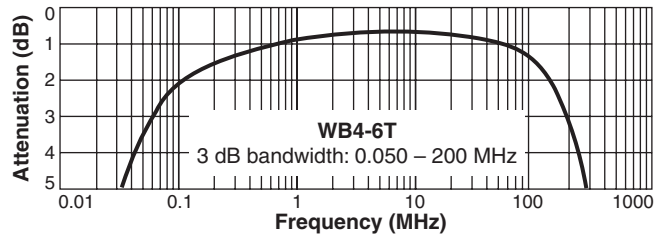
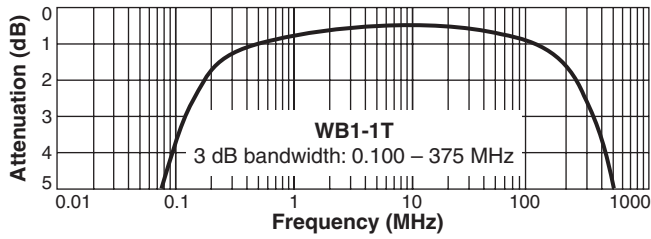


US +1-847-639-6400 sales@coilcraft.com
UK +44-1236-730595 sales@coilcraft-europe.com
Taiwan +886-2-2264 3646 sales@coilcraft.com.tw
China +86-21-6218 8074 sales@coilcraft.com.cn
Singapore + 65-6484 8412 sales@coilcraft.com.sg

Document 425-3 Revised 04/27/12
 © Coilcraft Inc. 2013
 This product may not be used in medical or high risk applications without prior Coilcraft approval. Specification subject to change without notice. Please check web site for latest information.



Transformers with secondary center tap



Attenuation measured on a network analyzer (re: 50 Ohms)

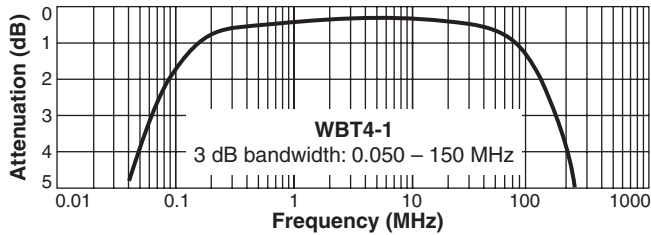
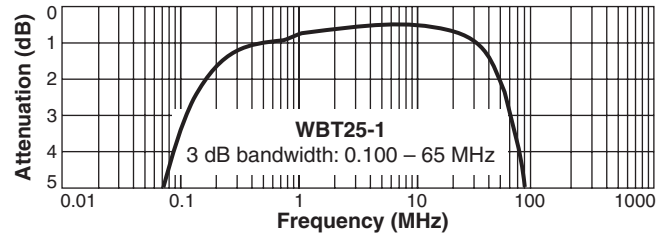
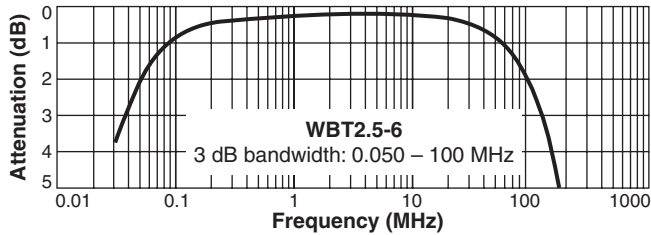
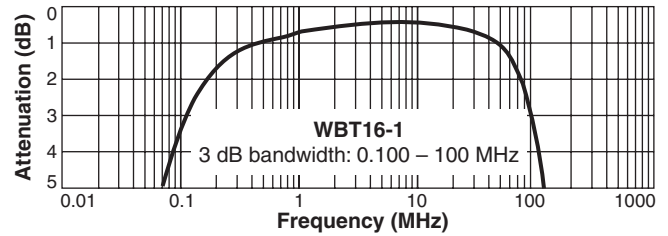
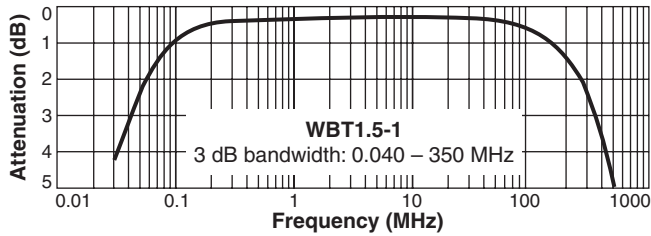
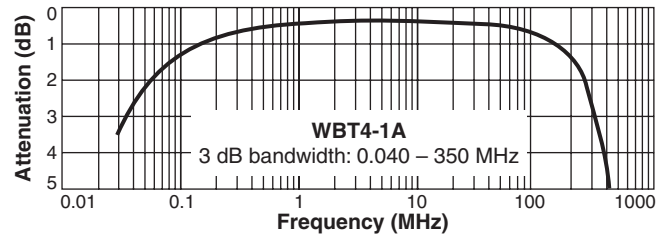
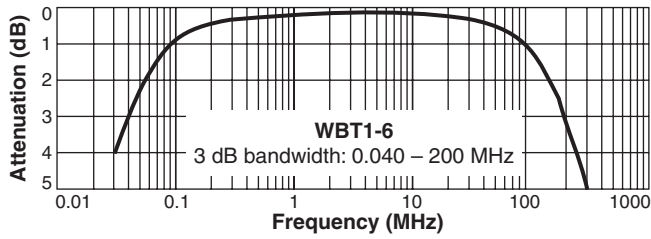


US +1-847-639-6400 sales@coilcraft.com
UK +44-1236-730595 sales@coilcraft-europe.com
Taiwan +886-2-2264 3646 sales@coilcraft.com.tw
China +86-21-6218 8074 sales@coilcraft.com.cn
Singapore + 65-6484 8412 sales@coilcraft.com.sg

Document 425-4 Revised 04/27/12
 © Coilcraft Inc. 2013
 This product may not be used in medical or high risk applications without prior Coilcraft approval. Specification subject to change without notice. Please check web site for latest information.



Transformers with primary and secondary center taps



Attenuation measured on a network analyzer (re: 50 Ohms)

Компания «Life Electronics» занимается поставками электронных компонентов импортного и отечественного производства от производителей и со складов крупных дистрибьюторов Европы, Америки и Азии.

С конца 2013 года компания активно расширяет линейку поставок компонентов по направлению коаксиальный кабель, кварцевые генераторы и конденсаторы (керамические, пленочные, электролитические), за счёт заключения дистрибьюторских договоров

Мы предлагаем:

- Конкуренеспособные цены и скидки постоянным клиентам.
- Специальные условия для постоянных клиентов.
- Подбор аналогов.
- Поставку компонентов в любых объемах, удовлетворяющих вашим потребностям.
- Приемлемые сроки поставки, возможна ускоренная поставка.
- Доставку товара в любую точку России и стран СНГ.
- Комплексную поставку.
- Работу по проектам и поставку образцов.
- Формирование склада под заказчика.
- Сертификаты соответствия на поставляемую продукцию (по желанию клиента).
- Тестирование поставляемой продукции.
- Поставку компонентов, требующих военную и космическую приемку.
- Входной контроль качества.
- Наличие сертификата ISO.

В составе нашей компании организован Конструкторский отдел, призванный помогать разработчикам, и инженерам.

Конструкторский отдел помогает осуществить:

- Регистрацию проекта у производителя компонентов.
- Техническую поддержку проекта.
- Защиту от снятия компонента с производства.
- Оценку стоимости проекта по компонентам.
- Изготовление тестовой платы монтаж и пусконаладочные работы.



Тел: +7 (812) 336 43 04 (многоканальный)

Email: org@lifeelectronics.ru