THIS DRAWING IS UNPUBLISHED
VERTRAULICH UNVERÖFFENTLICHT ZEICHNUNG
© COPYRIGHT 1994 - RELEASED FOR PUBLICATION FREI FUER VEROEFFENTLICHUNG - 1994 ALL RIGHTS RESERVED. ALLE RECHTE VORBEHALTEN.

MATED WITH: PASSEND ZU: SEE NOTE. 11

LOC	DIST
A1	-

PROJECT NR.: A93-52045

REVISIONS
ABAENDERUNGEN

P	LTR	DESCRIPTION BESCHREIBUNG	DATE	DWN	APVD
	F7	See PCN-16-012705 (Tol. modified at dim. 18.5)	05SEP2016	MAH.	BECK
	F8	Drawing clarification (warpage, surface requirements)	28AUG2017	FRAN	BECK
	F9	Drawing clarification (see PCN: E-17-013001)	05SEP2017	FRAN	BECK
	F10	Drawing clarification (see PCN: E-17-017307)	24NOV2017	FRAN	BECK

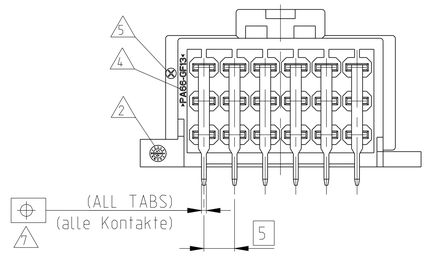

SCALE 1:1
M 1:1

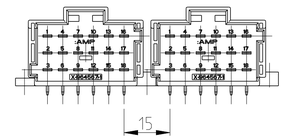

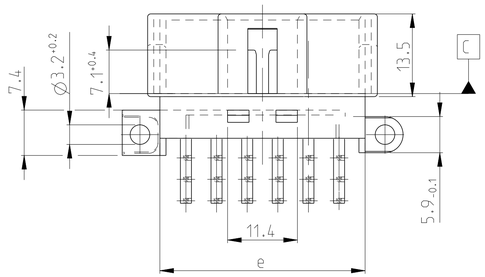

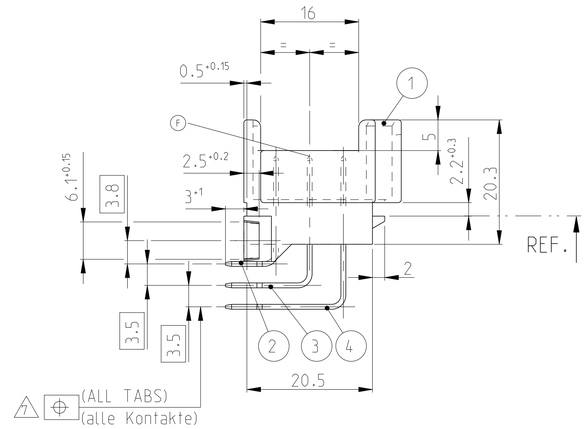

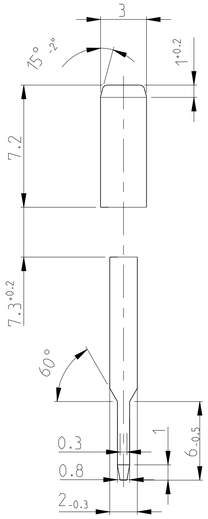

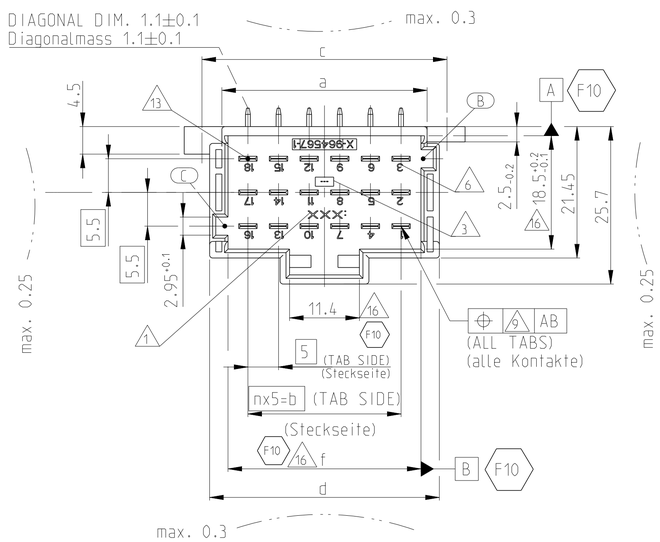

WARPAGE 0.3 MM IS ACCEPTABLE IN THE MIDDLE OF THE HOUSING FOR EACH SIDE WALL. WARPAGE MUST BE SUBSTRACTED FROM NOMINAL DIMENSION VALUE
Ein Einfall von 0.3 mm ist fuer die Mitte jeder Seitenwand zulaessig.
Der Einfall muss vom Nominalmass substrahiert werden.

CODING
Kodierung **B**

(GROOVES A-C) AS SHOWN
(Nuten A-C) wie gezeichnet

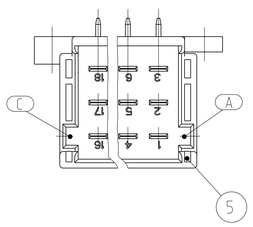

-1 WITH CODING
mit Kodierung **A**

(GROOVES B-C) AS SHOWN
(Nuten B-C) wie gezeichnet

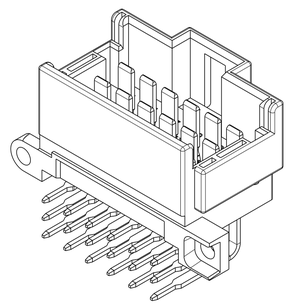

3D-MODEL

F10 NOTES
Bemerkungen

1. ACTIVE COMPANY-LOGO, PART NUMBER HOUSING
   Aktuelles Firmenlogo und Gehaeuse-Teilenr.
2. PRODUCTION DATE HOUSING
   Produktionsdatum Gehaeuse
3. MOULD REVISION STATUS
   Aenderungsstand Spritzwerkzeuge
4. MATERIAL MARKING IN ACC. TO VDA 260
   Werkstoffkennzeichnung nach
5. MOULD CAVITY MARKING
   Nestmarkierung
6. CAVITY MARKING
   Kammerbezeichnung
7. CHECK WITH GAUGE NO. 90-244742 (SOLDER TABS SIDE, DIM's NOT IN GENERAL TOLERANCES)
   Pruefung mit Stecklehre 90-244742 (Loetseite, Masse unterliegen nicht der Allgemeintoleranz)
8. REFERENCE PLANE A RESULTS FROM AVERAGE OF TAB POSITIONS OF MIDDLE ROW AT THE LEVEL OF REFERENCE PLANE C
   Bezugsebene A gemittelt aus Positionen der Tabs der mittleren Reihe auf Niveau der Bezugsebene C
9. LINEAR INCREASING FROM Ø0.2 AT THE LEVEL OF REFERENCE PLANE C UP TO Ø0.4 AT THE TOP OF TABS
   Linear zunehmend von Ø0.2 auf Niveau Bezugsebene C bis auf Ø0.4 an Tabspitzen
10. -
    -
11. SUITABLE MATING CONNECTOR SEE DRAWINGS:
    Passende Gegenstecker siehe Zeichnungen:
    TE-Nr.: 1355071, 1355073
12. DOMESTIC PACKAGING (GERMANY): PLASTIC TRAY (ANTISTATIC) IN CORRUGATED SHIPPING BOX
    Inlands-Verpackung (BRD) : Produkttraeger (antistatisch) in Versandkarton
13. TAB-INTERFACE ON INQUIRY; TE CONNECTIVITY-No. : 114-18230-002
    Flachstecker-Ausfuehrung auf Anfrage; TE CONNECTIVITY-Nr.:
14. EXPORT PACKAGING: PLASTIC TRAY (NOT ANTISTATIC) IN CORRUGATED SHIPPING BOX
    Export-Verpackung: Produkttraeger (nicht antistatisch) in Versandkarton
15. AVAILABILITY ONLY AFTER RECONSULTING TE CONNECTIVITY
    Verfuegbarkeit nur nach Rueckspracche mit TE CONNECTIVITY
16. MEASURED IN THE CORNERS OF THE HOUSING ON THE HOUSING BOTTOM
    In den Gehaeuseecken am Boden gemessen
17. GENERAL PLASTIC SURFACE REQUIREMENTS:
    MAXIMUM OFFSET AT PARTING LINE: 0.13 MM
    MAXIMUM FLASH: 0.38 MM
    Allgemeine Oberflaechenanforderungen an den Kunststoff:
    Maximaler Versatz bei Werkzeugtrennlinien: 0.13mm
    Maximaler Spritzgrat: 0.38 mm

PINHOLE IMAGE FOR PRINTED CIRCUIT BOARD
Leiterplatten-Lochbild

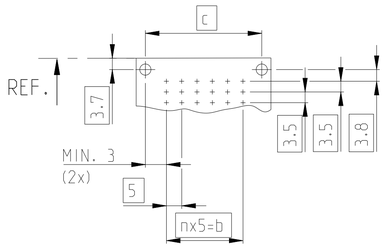

THIS DRAWING IS A CONTROLLED DOCUMENT.
DIESES ZEICHNUNGSDOKUMENT WIRD DURCH AMP INCORPORATED KONTROLLIERT.
ANDERUNGEN, DIE DEM TECHNISCHEN FORTSCHRITT DIENEN, SIND VORBEHALTEN.
DEN ZWEITE LETZTGUELTIGEN ANDERUNGSSTAND ERFAHREN SIE AUF ANFRAGE.

DWN	Kiltz	26OCT94	TE Connectivity
CHK	Hass	26OCT94	
APVD	-		
PRODUCT SPEC PRODUKTSPEZ.	108-94624		NAME: TAB HEADER, 2.8x0.8, 6-21 POS. Messerleiste, 2.8x0.8, 6-21 pol. -
APPLICATION SPEC VERARBEITUNGSSPEZ.	-		
WEIGHT GEWICHT	-		
MATERIAL	SEE PARTS LIST		SIZE: A1 · CAGE CODE: 00779 · DRAWING NO. ZEICHNUNGS-NR.: C-966140 · RESTRICTED TO NUR FUER: -
FINISH OBERFLAECHE/FARBE	SEE PARTS LIST		
Customer Drawing		/KUNDENZEICHNUNG	SCALE MASSSTAB 2:1 · SHEET BLATT 1 OF VON 2 · REV F10

DIMENSIONS: MASSEINHEITEN: mm
TOLERANCES UNLESS OTHERWISE SPECIFIED: ALLGEMEINTOLERANZEN
0 PLC ± n. ISO 8015
1 PLC ± ±0.2
2 PLC ±
3 PLC ±
4 PLC ±
ANGLES/WINKEL ±2°

4805 (3/11)

THIS DRAWING IS UNPUBLISHED. RELEASED FOR PUBLICATION 2014
© COPYRIGHT 2014 Tyco Electronics AMP GmbH ALL RIGHTS RESERVED.

LOC	DIST
A1	-

REVISIONS

P	LTR	DESCRIPTION	DATE	DWN	APVD
		SEE SHEET 1 OF 2			

POSITIONS Polzahl	n	a±0.2	b	c	$d_{-0.2}$	$e_{-0.25}$	f	CODING Kodierung	CAVITY NUMBERING Kammerbezeichnung	ORDER NO. REV. Bestell-Nr.	ORDER NO. REV. Bestell-Nr.	WEIGHT Gewicht	POS.	QTY Stueck	DESCRIPTION Benennung Einzelteil	MATERIAL Werkstoff	SURFACE/Oberflaeche COLOUR/ Farbe
21	6	38.5	30	45	42.5	38.5	36.5	B (GROOVES Nuten A-C)	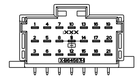	5-966140-6 A (14)	4-966140-6 A (12)	18.3g	4	7	TAB (43.4mm)	CuSn0.15/0.20	SEL. SILVER PLATED
													3	7	TAB (34.4mm)	CuSn0.15/0.20	SEL. SILVER PLATED
													2	7	TAB (25.4mm)	CuSn0.15/0.20	SEL. SILVER PLATED
													5	1	21 POS. HOUSING	PA66-GF13	NATURAL/natur
								A (GROOVES B-C) (Nuten B_C)	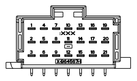	6-966140-6 C (14)	3-966140-6 C (12)	18.3g	4	7	TAB (43.4mm)	CuSn4	SEL. SILVER PLATED
													3	7	TAB (34.4mm)	CuSn4	SEL. SILVER PLATED
													2	7	TAB (25.4mm)	CuSn4	SEL. SILVER PLATED
													1	1	21 POS. HOUSING	PA66-GF13	BLACK/schwarz
18	5	33.5	25	40	37.5	33.5	31.5		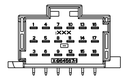	6-966140-1 C (14)	3-966140-1 C (12)	16.0g	4	6	TAB (43.4mm)	CuSn4	SEL. SILVER PLATED
													3	6	TAB (34.4mm)	CuSn4	SEL. SILVER PLATED
													2	6	TAB (25.4mm)	CuSn4	SEL. SILVER PLATED
													1	1	18 POS. HOUSING	PA66-GF13	BLACK/schwarz
15	4	28.5	20	35	32.5	28.5	26.5			6-966140-2 C (14)	3-966140-2 C (12)	13.6g	4	5	TAB (43.4mm)	CuSn4	SEL. SILVER PLATED
													3	5	TAB (34.4mm)	CuSn4	SEL. SILVER PLATED
													2	5	TAB (25.4mm)	CuSn4	SEL. SILVER PLATED
													1	1	15 POS. HOUSING	PA66-GF13	BLACK/schwarz
12	3	23.5	15	30	27.5	23.5	21.5		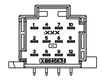	6-966140-3 C (14)	3-966140-3 C (12)	11.2g	4	4	TAB (43.4mm)	CuSn4	SEL. SILVER PLATED
													3	4	TAB (34.4mm)	CuSn4	SEL. SILVER PLATED
													2	4	TAB (25.4mm)	CuSn4	SEL. SILVER PLATED
													5	1	12 POS. HOUSING	PA66-GF13	NATURAL/natur
9	2	18.5	10	25	22.5	18.5	16.5			6-966140-4 C (14)	3-966140-4 C (12)	8.9g	4	3	TAB (43.4mm)	CuSn4	SEL. SILVER PLATED
													3	3	TAB (34.4mm)	CuSn4	SEL. SILVER PLATED
													2	3	TAB (25.4mm)	CuSn4	SEL. SILVER PLATED
													1	1	9 POS. HOUSING	PA66-GF13	BLACK/schwarz
6	1	13.5	5	20	17.5	13.5	11.5			6-966140-5 C (14)	3-966140-5 C (12)	6.6g	4	2	TAB (43.4mm)	CuSn4	SEL. SILVER PLATED
													3	2	TAB (34.4mm)	CuSn4	SEL. SILVER PLATED
													2	2	TAB (25.4mm)	CuSn4	SEL. SILVER PLATED
													1	1	6 POS. HOUSING	PA66-GF13	BLACK/schwarz

POSITIONS Polzahl	n	a±0.2	b	c	$d_{-0.2}$	$e_{-0.25}$	f	CODING Kodierung	CAVITY NUMBERING Kammerbezeichnung	ORDER NO. REV. Bestell-Nr.	ORDER NO. REV. Bestell-Nr.	WEIGHT Gewicht	POS.	QTY Stueck	DESCRIPTION Benennung Einzelteil	MATERIAL Werkstoff	SURFACE/Oberflaeche COLOUR/ Farbe
21	6	38.5	30	45	42.5	38.5	36.5	B (GROOVES Nuten A-C)		8-966140-6 A (14)(15)	1-966140-6 A (12)(15)	18.3g	4	7	TAB (43.4mm)	CuSn4	TINNED/verzinnt
													3	7	TAB (34.4mm)	CuSn4	TINNED/verzinnt
													2	7	TAB (25.4mm)	CuSn4	TINNED/verzinnt
													5	1	21 POS. HOUSING	PA66-GF13	NATURAL/natur
								A (GROOVES B-C) (Nuten B_C)	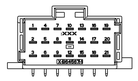	9-966140-6 F (14)	966140-6 F (12)	18.3g	4	7	TAB (43.4mm)	CuSn4	TINNED/verzinnt
													3	7	TAB (34.4mm)	CuSn4	TINNED/verzinnt
													2	7	TAB (25.4mm)	CuSn4	TINNED/verzinnt
													1	1	21 POS. HOUSING	PA66-GF13	BLACK/schwarz
18	5	33.5	25	40	37.5	33.5	31.5		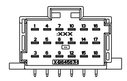	9-966140-1 F (14)	966140-1 F (12)	16.0g	4	6	TAB (43.4mm)	CuSn4	TINNED/verzinnt
													3	6	TAB (34.4mm)	CuSn4	TINNED/verzinnt
													2	6	TAB (25.4mm)	CuSn4	TINNED/verzinnt
													1	1	18 POS. HOUSING	PA66-GF13	BLACK/schwarz
15	4	28.5	20	35	32.5	28.5	26.5		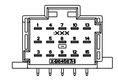	9-966140-2 F (14)	966140-2 F (12)	13.6g	4	5	TAB (43.4mm)	CuSn4	TINNED/verzinnt
													3	5	TAB (34.4mm)	CuSn4	TINNED/verzinnt
													2	5	TAB (25.4mm)	CuSn4	TINNED/verzinnt
													1	1	15 POS. HOUSING	PA66-GF13	BLACK/schwarz
12	3	23.5	15	30	27.5	23.5	21.5	B (GROOVES Nuten A-C)	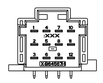	8-966140-3 A (14)	1-966140-3 A (12)	11.2g	4	4	TAB (43.4mm)	CuSn4	TINNED/verzinnt
													3	4	TAB (34.4mm)	CuSn4	TINNED/verzinnt
													2	4	TAB (25.4mm)	CuSn4	TINNED/verzinnt
													5	1	12 POS. HOUSING	PA66-GF13	NATURAL/natur
								A (GROOVES B-C) (Nuten B_C)	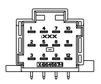	9-966140-3 F (14)	966140-3 F (12)	11.2g	4	4	TAB (43.4mm)	CuSn4	TINNED/verzinnt
													3	4	TAB (34.4mm)	CuSn4	TINNED/verzinnt
													2	4	TAB (25.4mm)	CuSn4	TINNED/verzinnt
													1	1	12 POS. HOUSING	PA66-GF13	BLACK/schwarz
9	2	18.5	10	25	22.5	18.5	16.5			9-966140-4 F (14)	966140-4 F (12)	8.9g	4	3	TAB (43.4mm)	CuSn4	TINNED/verzinnt
													3	3	TAB (34.4mm)	CuSn4	TINNED/verzinnt
													2	3	TAB (25.4mm)	CuSn4	TINNED/verzinnt
													1	1	9 POS. HOUSING	PA66-GF13	BLACK/schwarz
6	1	13.5	5	20	17.5	13.5	11.5			9-966140-5 F (14)	966140-5 F (12)	6.6g	4	2	TAB (43.4mm)	CuSn4	TINNED/verzinnt
													3	2	TAB (34.4mm)	CuSn4	TINNED/verzinnt
													2	2	TAB (25.4mm)	CuSn4	TINNED/verzinnt
													1	1	6 POS. HOUSING	PA66-GF13	BLACK/schwarz

THIS DRAWING IS A CONTROLLED DOCUMENT.

DIMENSIONS: mm

TOLERANCES UNLESS OTHERWISE SPECIFIED:
0 PLC ±
1 PLC ±
2 PLC ±
3 PLC ±
4 PLC ±
ANGLES ±2°

MATERIAL: SEE PARTS LIST
FINISH: SEE PARTS LIST

DWN: Mahnke, B. 16OCT2014
CHK: Krauss, S. 17OCT2014
APVD: Goeppel, C. 20OCT2014
PRODUCT SPEC: -
APPLICATION SPEC: -
WEIGHT: -

TE Connectivity

NAME: TAB HEADER, 2.8x0.8, 6-21 POS.
Messerleiste, 2.8x0.8, 6-21 pol.

SIZE	CAGE CODE	DRAWING NO	RESTRICTED TO
A1	00779	C-966140	-

Customer Drawing | SCALE 2:1 | SHEET 2 OF 2 | REV F10

ООО «ЛайфЭлектроникс» “LifeElectronics” LLC

ИНН 7805602321 КПП 780501001 Р/С 40702810122510004610 ФАКБ "АБСОЛЮТ БАНК" (ЗАО) в г.Санкт-Петербурге К/С 30101810900000000703 БИК 044030703

Компания «Life Electronics» занимается поставками электронных компонентов импортного и отечественного производства от производителей и со складов крупных дистрибьюторов Европы, Америки и Азии.

С конца 2013 года компания активно расширяет линейку поставок компонентов по направлению коаксиальный кабель, кварцевые генераторы и конденсаторы (керамические, пленочные, электролитические), за счёт заключения дистрибьюторских договоров

Мы предлагаем:

- *Конкурентоспособные цены и скидки постоянным клиентам.*
- *Специальные условия для постоянных клиентов.*
- *Подбор аналогов.*
- *Поставку компонентов в любых объемах, удовлетворяющих вашим потребностям.*

- *Приемлемые сроки поставки, возможна ускоренная поставка.*
- *Доставку товара в любую точку России и стран СНГ.*
- *Комплексную поставку.*
- *Работу по проектам и поставку образцов.*
- *Формирование склада под заказчика.*

- *Сертификаты соответствия на поставляемую продукцию (по желанию клиента).*
- *Тестирование поставляемой продукции.*
- *Поставку компонентов, требующих военную и космическую приемку.*
- *Входной контроль качества.*
- *Наличие сертификата ISO.*

В составе нашей компании организован Конструкторский отдел, призванный помогать разработчикам, и инженерам.

Конструкторский отдел помогает осуществить:

- *Регистрацию проекта у производителя компонентов.*
- *Техническую поддержку проекта.*
- *Защиту от снятия компонента с производства.*
- *Оценку стоимости проекта по компонентам.*
- *Изготовление тестовой платы монтаж и пусконаладочные работы.*

Тел: +7 (812) 336 43 04 (многоканальный)
Email: org@lifeelectronics.ru

www.lifeelectronics.ru