

RF Devices and Customer made Antenna

Product catalog

www.passivecomponent.com



Product Portfolio



Multilayer Ceramic Capacitors (MLCC)



Chip-Resistor



Disc Capacitors



RF Device and High Frequency Inductors



Antenna



Inductors



Varistors and SMD-Varistors

IEC-63 Nominal Resistance / Capacitance

| | | | | | | | | | | | | | | | | | | | | | | | | |
|------------|-----|-----|-----|-----|-----|-----|-----|-----|-----|-----|-----|-----|-----|-----|-----|-----|-----|-----|-----|-----|-----|-----|-----|-----|
| E1 | 100 | | | | | | | | | | | | | | | | | | | | | | | |
| E3 | 100 | | | | 220 | | | | | 470 | | | | | | | | | | | | | | |
| E6 | 100 | 150 | 220 | 330 | 470 | 680 | | | | | | | | | | | | | | | | | | |
| E12 | 100 | 120 | 150 | 180 | 220 | 270 | 330 | 390 | 470 | 560 | 680 | 820 | | | | | | | | | | | | |
| E24 | 100 | 110 | 120 | 130 | 150 | 160 | 180 | 200 | 220 | 240 | 270 | 300 | 330 | 360 | 390 | 430 | 470 | 510 | 560 | 620 | 680 | 750 | 820 | 910 |
| E96 | 100 | 102 | 121 | 124 | 147 | 150 | 178 | 182 | 215 | 221 | 261 | 267 | 316 | 324 | 383 | 392 | 464 | 475 | 562 | 576 | 681 | 698 | 825 | 845 |
| | 105 | 107 | 127 | 130 | 154 | 158 | 187 | 191 | 226 | 232 | 274 | 280 | 332 | 340 | 402 | 412 | 487 | 499 | 590 | 604 | 715 | 732 | 866 | 887 |
| | 110 | 113 | 133 | 137 | 162 | 165 | 196 | 200 | 237 | 243 | 287 | 294 | 348 | 357 | 422 | 432 | 511 | 523 | 619 | 634 | 750 | 768 | 909 | 931 |
| | 115 | 118 | 140 | 143 | 169 | 174 | 205 | 210 | 249 | 255 | 301 | 309 | 365 | 374 | 442 | 453 | 536 | 549 | 649 | 665 | 787 | 806 | 953 | 976 |

E6: $\sqrt[6]{10} \approx 1.46$ E12: $\sqrt[12]{10} \approx 1.21$

E1 series resistance: 1Ω, 10Ω, 100Ω, 1000Ω, 10000Ω, 100000Ω

■ CHIP ANTENNA

| RF | ANT | 321612 | 0 | A | 5 | T |
|---------------|--|--|--------------------------|--|---|-------------------------------|
| Type code | Product code | Dimension code | Unit of dimension | Application | Specification | Packing |
| RF/RG: device | ANT : Antenna FRA : Free Antenna ECA : SMD Antenna | Per 2 digits of Length, Width, Thickness 321612 = Length =32 Width = 16 Thickness = 12 | 0 : 0.1 mm 1 : 1.0 mm | A: 2.4GHz ISM Band E : GPS 1.5GHz L : 2.4/5.2/5.8GHz Tri Band W : WiMAX | Code from 0-9 dependent on different electrical specification | T: 7" Reeled G: 13" Reeled |

■ HIGH FREQUENCY MULTILAYER BAND PASS FILTER

| RF | BPF | 322515 | 0 | A | 4 | T |
|-----------|------------------------|--|--------------------------|---|---|-------------------------------|
| Type code | Product code | Dimension code | Unit of dimension | Application | Specification | Packing |
| RF device | BPF : Band Pass Filter | Per 2 digits of Length, Width, Thickness 322515 = Length =32 Width = 25 Thickness = 15 | 0 : 0.1 mm 1 : 1.0 mm | A : 2.4GHz ISM Band W : WiMAX K : ISM 5.2/5.8 Dual Band | Code from 0-9 dependent on different electrical specification | T: 7" Reeled G: 13" Reeled |

■ HIGH FREQUENCY MULTILAYER BALANCED FILTER

| RF | BPB | 252009 | 0 | A | 7 | T |
|---------------|--------------------------------------|--|--------------------------|----------------------------------|---|-------------------------------|
| Type code | Product code | Dimension code | Unit of dimension | Application | Specification | Packing |
| RF/RG: device | BPB : Balanced Type Band Pass Filter | Per 2 digits of Length, Width, Thickness 252009 = Length =25 Width = 20 Thickness = 09 | 0 : 0.1 mm 1 : 1.0 mm | A : 2.4GHz ISM Band W : WiMAX | Code from 0-9 dependent on different electrical specification | T: 7" Reeled G: 13" Reeled |

■ HIGH FREQUENCY MULTILAYER LOW PASS FILTER

| RF | LPF | 201211 | 0 | A | 0 | T |
|-----------|-----------------------|--|--------------------------|--|---|-------------------------------|
| Type code | Product code | Dimension code | Unit of dimension | Application | Specification | Packing |
| RF device | LPF : Low Pass Filter | Per 2 digits of Length, Width, Thickness 201210 = Length =20 Width = 12 Thickness = 11 | 0 : 0.1 mm 1 : 1.0 mm | A : 2.4GHz ISM Band K : ISM 5.2/5.8 Dual Band | Code from 0-9 dependent on different electrical specification | T: 7" Reeled G: 13" Reeled |

■ HIGH FREQUENCY MULTILAYER HIGH PASS FILTER



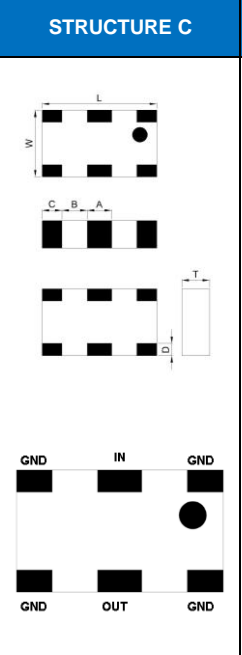
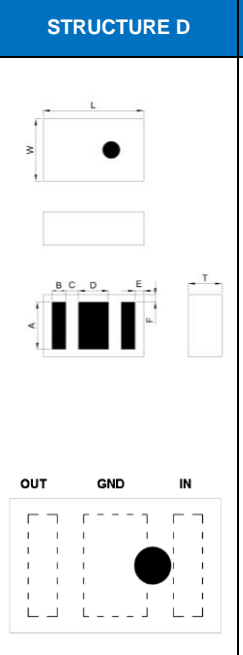
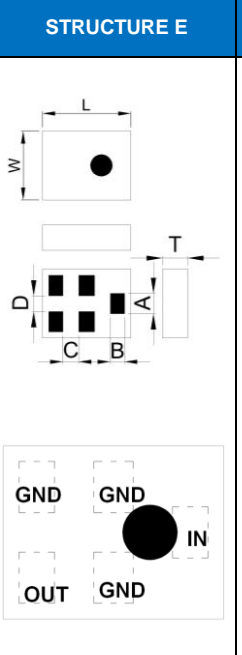
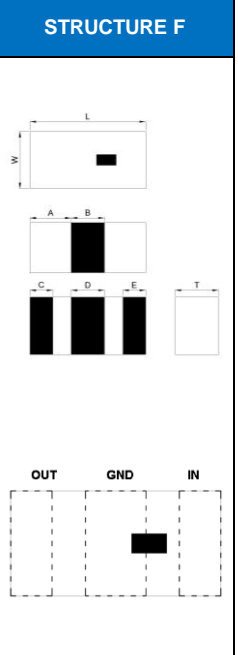
| RF | HPF | 252009 | 0 | L | 0 | T |
|-----------|------------------------|---|--------------------------|---|---|-------------------------------|
| Type code | Product code | Dimension code | Unit of dimension | Application | Specification | Packing |
| RF device | HPF : High Pass Filter | Per 2 digits of Length, Width, Thickness 252009 = Length =2.5 Width = 2.0 Thickness = 0.9 | 0 : 0.1 mm 1 : 1.0 mm | L : 2.4/4.9/5.2/5.8GHz Multiband Application | Code from 0-9 dependent on different electrical specification | T: 7" Reeled G: 13" Reeled |

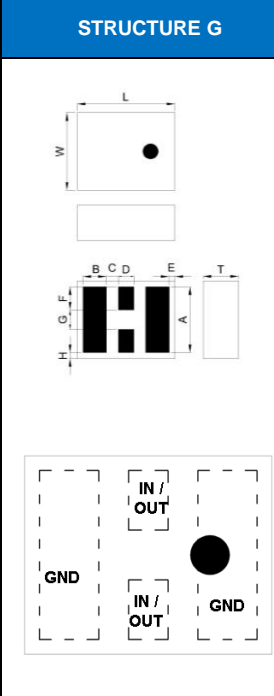
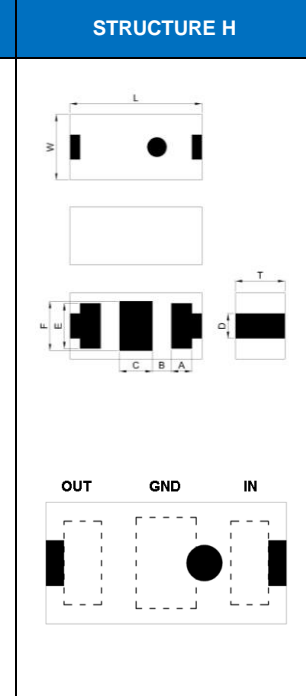
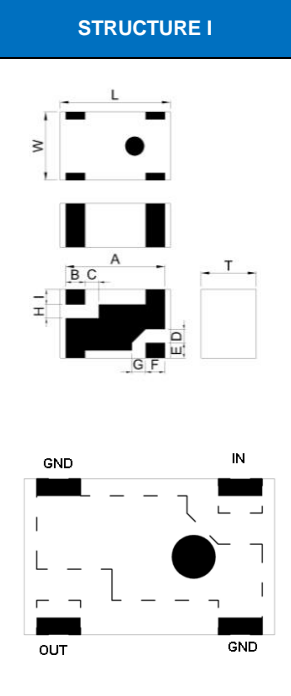
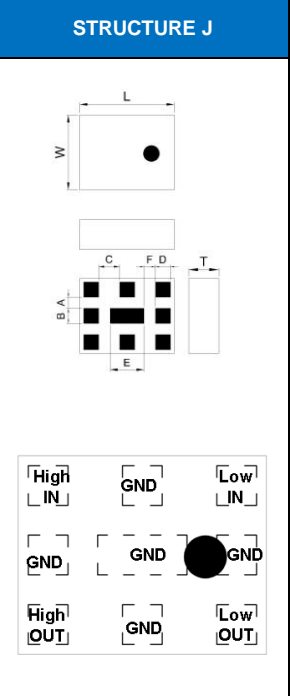
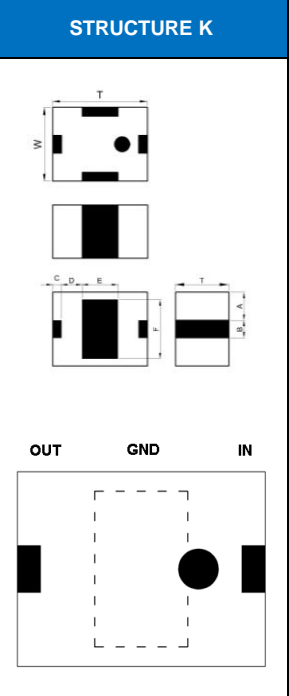
■ BALUN TRANSFORMERS

| RF | BLN | 201208 | 0 | A | 4 | T |
|---------------|--------------|--|--------------------------|--|---|-------------------------------|
| Type code | Product code | Dimension code | Unit of dimension | Application | Specification | Packing |
| RF/RG: device | BLN : BALUN | Per 2 digits of Length, Width, Thickness 201208 = Length =20 Width = 12 Thickness = 08 | 0 : 0.1 mm 1 : 1.0 mm | A : 2.4GHz ISM Band K : ISM 5.2/5.8 Dual Band | Code from 0-9 dependent on different electrical specification | T: 7" Reeled G: 13" Reeled |

HIGH FREQUENCY MULTILAYER BAND PASS FILTER

■ STRUCTURE AND PIN ASSOCIATED

| STRUCTURE A | STRUCTURE B | STRUCTURE C | STRUCTURE D | STRUCTURE E | STRUCTURE F |
|--|---|---|--|---|---|
|  |  |  |  |  |  |

| STRUCTURE G | STRUCTURE H | STRUCTURE I | STRUCTURE J | STRUCTURE K |
|--|---|---|--|---|
|  |  |  |  |  |

HIGH FREQUENCY MULTILAYER BAND PASS FILTER

■ STRUCTURE AND DIMENSION

Unit: mm

| Structure/ Dimension | L | W | T | A | B | C | D | E | F | G | H | I |
|-------------------------|-----------|-----------|-----------|------------|------------|------------|-----------|------------|------------|-----------|-----------|------------|
| A | 2.50±0.20 | 2.00±0.20 | 0.70±0.10 | 0.20±0.20 | 0.55±0.20 | 0.50±0.20 | 0.25±0.20 | 0.20±0.20 | - | - | - | - |
| | | | 0.80±0.10 | 0.20±0.20 | 0.55±0.20 | 0.50±0.20 | 0.20±0.20 | 0.20±0.20 | - | - | - | - |
| | | | 1.00±0.10 | 0.20±0.20 | 0.50±0.20 | 0.50±0.20 | 0.25±0.20 | 0.20±0.20 | - | - | - | - |
| | | | 1.05±0.10 | 0.25±0.20 | 0.50±0.20 | 0.50±0.20 | 0.25±0.20 | 0.25±0.20 | - | - | - | - |
| | | | 1.20±0.10 | 0.25±0.20 | 0.50±0.20 | 0.50±0.20 | 0.25±0.20 | 0.25±0.20 | - | - | - | - |
| | 3.20±0.20 | 2.50±0.10 | 1.50±0.10 | 0.40±0.20 | 0.60±0.20 | 0.70±0.20 | 0.20±0.15 | 0.40±0.20 | - | - | - | - |
| B | 1.00±0.10 | 0.50±0.10 | 0.40±0.10 | 0.30±0.10 | 0.30±0.10 | 0.35±0.10 | 0.15±0.10 | 0.15±0.10 | - | - | - | - |
| | 1.60±0.15 | 0.80±0.15 | 0.50±0.10 | 0.35±0.10 | 0.30±0.10 | 0.15±0.10 | 0.15±0.10 | 0.30±0.10 | - | - | - | - |
| | | | 0.60±0.10 | 0.45±0.15 | 0.45±0.15 | 0.20±0.15 | 0.20±0.15 | 0.30±0.15 | - | - | - | - |
| | | | 0.70±0.10 | 0.45±0.15 | 0.70±0.15 | 0.20±0.10 | 0.20±0.10 | 0.30±0.15 | - | - | - | - |
| | 2.00±0.15 | 1.20±0.15 | 0.50±0.10 | 0.40±0.15 | 0.80±0.15 | 0.20±0.10 | 0.20±0.10 | 0.30±0.15 | - | - | - | - |
| | | | 0.90±0.10 | 0.45±0.15 | 1.10±0.15 | 0.25±0.15 | 0.25±0.15 | 0.30±0.15 | 0.45±0.15 | - | - | - |
| | | 1.25±0.15 | 0.60±0.10 | 0.45±0.15 | 1.10±0.15 | 0.25±0.15 | 0.25±0.15 | 0.30±0.15 | - | - | - | - |
| | | | 0.80±0.10 | 0.45±0.15 | 0.70±0.15 | 0.20±0.15 | 0.20±0.15 | 0.30±0.15 | - | - | - | - |
| | | | 0.90±0.10 | 0.50±0.15 | 1.00±0.15 | 0.25±0.15 | 0.25±0.15 | 0.30±0.15 | - | - | - | - |
| | | | 0.95±0.10 | 0.35±0.15 | 1.30±0.15 | 0.25±0.15 | 0.25±0.15 | 0.30±0.15 | - | - | - | - |
| | | | 0.50±0.15 | 1.00±0.15 | 0.25±0.15 | 0.25±0.15 | 0.30±0.15 | - | - | - | - | |
| | C | 2.00±0.15 | 1.20±0.20 | 0.55±0.10 | 0.40±0.20 | 0.40±0.20 | 0.40±0.20 | 0.40±0.20 | 0.20±0.10 | - | - | - |
| 0.60±0.10 | | | | 0.40±0.20 | 0.40±0.20 | 0.40±0.20 | 0.20±0.10 | - | - | - | - | |
| 0.80±0.10 | | | | 0.40±0.20 | 0.40±0.20 | 0.40±0.20 | 0.40±0.20 | 0.20±0.10 | - | - | - | - |
| D | 1.60±0.15 | 0.80±0.15 | 0.60±0.10 | 0.55±0.10 | 0.25±0.10 | 0.23±0.10 | 0.40±0.10 | 0.12±0.10 | 0.125±0.10 | - | - | - |
| | 2.00±0.15 | 1.25±0.10 | 0.45±0.10 | 0.95±0.10 | 0.275±0.20 | 0.25±0.10 | 0.60±0.10 | 0.175±0.10 | 0.15±0.10 | - | - | - |
| | | | 0.80±0.10 | 0.95±0.10 | 0.275±0.10 | 0.25±0.10 | 0.60±0.10 | 0.175±0.10 | 0.15±0.10 | - | - | - |
| E | 1.10±0.10 | 0.90±0.10 | 0.60±0.10 | 0.25±0.10 | 0.18±0.10 | 0.205±0.10 | 0.25±0.10 | - | - | - | - | - |
| | 1.40±0.15 | 1.10±0.15 | 0.70±0.10 | 0.325±0.10 | 0.25±0.10 | 0.25±0.10 | 0.25±0.10 | - | - | - | - | - |
| | 2.00±0.20 | 1.25±0.20 | 1.00 max. | 0.325±0.10 | 0.25±0.10 | 0.25±0.10 | 0.25±0.10 | - | - | - | - | - |
| F | 1.60±0.15 | 0.80±0.15 | 0.40±0.10 | 0.55±0.15 | 0.50±0.15 | 0.35±0.15 | 0.50±0.15 | 0.20±0.15 | - | - | - | - |
| | | | 0.60±0.10 | 0.55±0.15 | 0.50±0.15 | 0.35±0.15 | 0.50±0.15 | 0.20±0.15 | - | - | - | - |
| G | 2.00±0.15 | 1.25±0.10 | 0.80±0.10 | 0.95±0.10 | 0.40±0.10 | 0.30±0.10 | 0.30±0.10 | 0.15±0.10 | 0.30±0.10 | 0.35±0.10 | 0.15±0.10 | - |
| | | | 0.90±0.10 | 0.95±0.10 | 0.40±0.10 | 0.30±0.10 | 0.30±0.10 | 0.15±0.10 | 0.30±0.10 | 0.35±0.10 | 0.15±0.10 | - |
| | 2.50±0.20 | 2.00±0.20 | 0.90±0.10 | 1.70±0.20 | 0.60±0.20 | 0.30±0.20 | 0.40±0.20 | 0.15±0.10 | 0.60±0.10 | 0.50±0.10 | 0.15±0.10 | - |
| H | 1.60±0.15 | 0.80±0.10 | 0.60 max. | 0.25±0.10 | 0.23±0.05 | 0.40±0.10 | 0.30±0.10 | 0.55±0.10 | 0.60±0.10 | - | - | - |
| I | 2.00±0.15 | 1.25±0.10 | 1.00 max. | 1.80±0.10 | 0.35±0.10 | 0.25±0.10 | 0.25±0.10 | 0.275±0.10 | 0.35±0.10 | 0.25±0.10 | 0.25±0.10 | 0.275±0.10 |
| J | 2.50±0.15 | 2.00±0.15 | 0.90±0.10 | 0.30±0.10 | 0.40±0.10 | 0.55±0.10 | 0.40±0.10 | 0.90±0.10 | 0.30±0.10 | - | - | - |
| K | 3.20±0.20 | 2.50±0.20 | 1.80±0.20 | 0.95±0.20 | 0.60±0.20 | 0.30±0.15 | 0.70±0.15 | 1.20±0.15 | 2.00±0.15 | - | - | - |

■ ELECTRICAL SPECIFICATION

2.4GHz BAND WORKING FREQUENCY

| Part Number | Frequency Range(GHz) | Insertion Loss (dB) | Attenuation (dB min.) | VSWR (max.) | Impedance (Ω) | Size(mm) | STRUCTURE |
|--------------------|----------------------|-------------------------------------|---|-------------|---------------|-----------------|-----------|
| RBBPF1005040A1T | 2.4~2.5 | 2.5 | 25(824~960 MHz) 20(1710~1910 MHz) 20(4800~5000 MHz) 15(7200~7500 MHz) | 2.0 | 50 | 1.00x0.50x0.40 | B |
| RFBPF1005040A3T | 2.4~2.5 | 1.5max.(25℃) 1.7max.(-40~+85℃) | 13(824~915MHz) 5(1545~1605MHz) 34(4800~5000MHz) 20(7200~7500 MHz) | 2.1 | 50 | 1.00x0.50x0.40 | B |
| RFBPF1109060A0T | 2.4~2.5 | 1.8 | 35(824~960MHz) 38(1545~1605MHz) 20(1710~1990MHz) 8(2110~2170MHz) 35(3600 MHz) 35(4800~5000 MHz) 35(7200~7500 MHz) | 2.0 | 50 | 1.10x 0.90x0.60 | E |
| RFBPF1411060A1T | 2.4~2.5 | 1.8 | 40(824~960MHz) 40(1545~1605MHz) 20(1710~1990MHz) 8(2110~2170MHz) 35(3600 MHz) 35(4800~5000 MHz) 35(7200~7500 MHz) | 2.0 | 50 | 1.40x1.10x0.60 | E |
| RFBPF1411060A2T | 2.4~2.5 | 1.5 | 30(500~960MHz) 25(1500~1650MHz) 19(3200~3300MHz) 40(4800~5000 MHz) 30(7200~7500 MHz) | 2.0 | 50 | 1.40x1.10x0.60 | E |
| RBBPF1411060A3T | 2.4~2.5 | 1.1 | 20(50~960MHz) 10(1710~1990MHz) 9(3600 MHz) 22(4800~7200 MHz) | 2.0 | 50 | 1.40x1.10x0.60 | E |
| RFBPF1608060AA7M1U | 2.4~2.5 | 0.95max.(25℃) 1.25max.(-40~+85℃) | 20(500~960 MHz) 23(3200 MHz) 30(4800~5000 MHz) 32(7200~7500 MHz) | 2.0 | 50 | 1.60x0.80x0.60 | H |
| RFBPF1608060ADT | 2.4~2.5 | 1.8max.(25℃) 2.1max.(-40~+85℃) | 22.5(200~1300MHz) 5.5(2000MHz) 10.5(3000MHz) 23.5(3600~3800MHz) 35(4800~5000MHz) 35(7200~7500MHz) | 2.0 | 50 | 1.60x0.80x0.60 | B |
| RFBPF1608060AET | 2.4~2.5 | 1.7max.(25℃) 2.0max.(-40~+85℃) | 25(880 MHz) 20(3200 MHz) 35(4800~5000 MHz) 25(7200~7500 MHz) | 2.0 | 50 | 1.60x0.80x0.60 | F |
| RFBPF1608070AFT | 2.4~2.5 | 2.4max.(25℃) 2.7max.(-40~+85℃) | 24.5(80~960MHz) 20(1710~1990 MHz) 8.5(2170 MHz) 15(4800~5000 MHz) 20(7200~7500 MHz) | 2.0 | 50 | 1.60x0.80x0.70 | B |
| RFBPF1608070AWT | 2.4~2.5 | 2.0max.(25℃) 2.2max.(-40~+85℃) | 30 (960 MHz) 25(1910 MHz) 20(1990 MHz) 25(4800 MHz) 15(7200 MHz) | 2.0 | 50 | 1.60x0.80x0.70 | B |
| RFBPF1608050A0T | 2.4~2.5 | 2.0max.(25℃) 2.2max.(-40~+85℃) | 20(960 MHz) 20(1910 MHz) 15(1990 MHz) 18(4800 MHz) 25(7200 MHz) | 2.0 | 50 | 1.60x0.80x0.50 | B |
| RFBPF1608060A1T | 2.4~2.5 | 2.8 | 25(695~800MHz) 20(1910MHz) 35(3200MHz) 20(4800~5000MHz) 20(7200~7500MHz) | 2.0 | 50 | 1.60x0.80x0.60 | B |
| RFBPF1608060A7T | 2.4~2.5 | 3.0 | 25(695~800MHz) 20(1910MHz) 35(3200MHz) 20(4800~5000MHz) 20(7200~7500MHz) | 2.0 | 50 | 1.60x0.80x0.60 | B |
| RFBPF1608060A8T | 2.4~2.5 | 1.7 | 30(880~915MHz) 30(1710~1785MHz) 25(1850~1910MHz) 25(4800~5000MHz) 15(7200~7500MHz) | 2.0 | 50 | 1.60x0.80x0.60 | B |
| RFBPF1608070A3T | 2.4~2.5 | 1.8max.(25℃) 2.1max.(-40~+85℃) | 27(800~900 MHz) 25(4800~5000 MHz) 30(7200~7500 MHz) | 2.0 | 50 | 1.60x0.80x0.70 | B |

HIGH FREQUENCY MULTILAYER BAND PASS FILTER

2.4GHz BAND WORKING FREQUENCY

| Part Number | Frequency Range(GHz) | Insertion Loss (dB) | Attenuation (dB min.) | VSWR (max.) | Impedance (Ω) | Size(mm) | STRUCTURE |
|--------------------|----------------------|-----------------------------------|---|-------------|---------------|----------------|-----------|
| RFBPF2012080AM0T62 | 2.4~2.5 | 1.8max.(25℃) 2.0max.(-40~+85℃) | 30(860~960MHz) 30(1545~1605MHz) 35(1710~1990MHz) 30(2170MHz) 30(4800~5000MHz) | 2.0 | 50 | 2.00x1.20x0.80 | D |
| RFBPF2012080AC2T00 | 2.4~2.5 | 1.35max. | 30(804~828MHz) 20(1608~1656MHz) 30(3216~3312MHz) 40(4020~4140MHz) 20(4824~4968MHz) 20(5628~5796MHz) 20(6432~6624MHz) 35(7200~7500MHz) 20(7500~10000MHz) | 2.0 | 50 | 2.00x1.25x0.80 | G |
| RFBPF2012090AS1T35 | 2.4~2.5 | 0.9max.(25℃) 1.1max.(-40~+85℃) | 28(824~960MHz) 30(1570~1580MHz) 15(1710~1910MHz) 9.5(1910~1990MHz) 25(4800~5000MHz) 25(7200~7500MHz) | 2.0 | 50 | 2.00x1.25x0.90 | G |
| RFBPF2012060AAT | 2.4~2.5 | 1.5max.(25℃) 1.8max.(-40~+85℃) | 30(880~960MHz) 25(1710~1910MHz) 25(4800~5000MHz) 30(7200~7500MHz) | 2.0 | 50 | 2.00x1.20x0.60 | C |
| RFBPF2012040ABT | 2.4~2.5 | 2.5 | 30(824~849MHz) 30(880~915MHz) 30(1545~1605MHz) 30(1565~1585MHz) 35(1710~1785MHz) 40(1850~1910MHz) 32(1920~1980MHz) 7(3168~4752MHz) 11(3300~3800MHz) 35(4800~4967MHz) 26(5150~6000MHz) 23(7200~7450MHz) | 2.0 | 50 | 2.00x1.20x0.40 | D |
| RFBPF2012050ACT | 2.4~2.5 | 2.5 | 35(824~960MHz) 38(1710~1910MHz) 25(4880~5000MHz) 20(7200~7500MHz) | 2.0 | 50 | 2.00x1.20x0.55 | C |
| RFBPF2012080ADT | 2.4~2.5 | 1.5max.(25℃) 1.7max.(-40~+85℃) | 30(860~960MHz) 30(1545~1605MHz) 30(1710~1990MHz) 30(2170MHz)(typical) 30(4800~5000MHz) | 2.0 | 50 | 2.00x1.25x0.80 | D |
| RFBPF2012080AFT | 2.4~2.5 | 1.8max.(25℃) 2.0max.(-40~+85℃) | 30(824~915MHz) 30(1545~1605MHz) 35(1710~1990MHz) 30(2170MHz) 30(4800~4967MHz) 25(5150~6000MHz) 20(7200~7450.5MHz) | 2.0 | 50 | 2.00x1.25x0.80 | D |
| RFBPF2012080AGT | 2.4~2.5 | 1.8max.(typ.1.5) | 35(824~960MHz) 28(1545~1605MHz) 30(1710~1990MHz) 30(2170MHz) 6(3200MHz) 30(4800~4967MHz) 20(5150~6000MHz) 18(7200~7450MHz) | 2.0 | 50 | 2.00x1.25x0.80 | D |
| RFBPF2012040AHT | 2.4~2.5 | 2.5 | 25(746~764MHz) 30(824~849MHz) 26(869~960MHz) 28(1570~1580MHz) 28(1710~1785MHz) 30(1850~1910MHz) 30(1930~1990MHz) 30(2110~2170MHz) 15(3300~3800MHz) 35(4800~5000MHz) 20(7200~7450.5MHz) | 2.0 | 50 | 2.00x1.25x0.45 | D |
| RBBPF2012050AHT | 2.4~2.5 | 2.5max.(typ.2.2) | 25(746~764MHz) 30(824~849MHz) 26(869~960MHz) 28(1570~1580MHz) 28(1710~1785MHz) 30(1850~1910MHz) 30(1930~1990MHz) 25(2110~2170MHz) 15(3300~3800MHz) 35(4800~5000MHz) | 2.0 | 50 | 2.00x1.25x0.45 | D |

2.4GHz BAND WORKING FREQUENCY

| Part Number | Frequency Range(GHz) | Insertion Loss (dB) | Attenuation (dB min.) | VSWR (max.) | Impedance (Ω) | Size(mm) | STRUCTURE |
|------------------|----------------------|-------------------------------------|--|-------------|---------------|----------------|-----------|
| RFBPF2012090ALT | 2.4~2.5 | 1.0max.(25°C) 1.2max.(-40~+85°C) | 28(824~960MHz) 28(1570~1580MHz) 23(1710~1910MHz) 17(1920~1990MHz) 25(4800~5000MHz) | 2.0 | 50 | 2.00x1.25x0.90 | G |
| RFBPF2012090AMT | 2.4~2.5 | 2.6 | 40(880~960MHz) 38(1710~1990MHz) 16(2170MHz) 30(4800~5000MHz) 25(7200~7500MHz) | 2.0 | 50 | 2.00x1.20x0.90 | B |
| RFBPF2012100ANT | 2.4~2.5 | 2.3max.(25°C) 2.6max.(-40~+85°C) | 40(699~960MHz) 40(1428~1448MHz) 40(1476~1607MHz) 40(1710~1785MHz) 33(1805~1880MHz) 30(1880~1915MHz) 30(1920~1990MHz) 22(2110~2170MHz) 25(4800~5000MHz) 35(7200~7500MHz) | 2.0 | 50 | 2.00x1.20x1.00 | I |
| RFBPF2012090AQT | 2.4~2.5 | 1.2 | 20(1600MHz) 25(3200MHz) 20(4800~5000MHz) | 2.0 | 50 | 2.00x1.20x0.90 | B |
| RFBPF2012090ART | 2.4~2.5 | 1.0 | 20(1600MHz) 25(3200MHz) | 2.0 | 50 | 2.00x1.20x0.90 | B |
| RFBPF2012100AVT | 2.4~2.5 | 2.3max.(25°C) 2.6max.(-40~+85°C) | 40(699~960MHz) 40(1428~1448MHz) 40(1476~1607MHz) 40(1710~1785MHz) 33(1805~1880MHz) 30(1880~1915MHz) 30(1920~1990MHz) 25(4800~5000MHz) 30(7200~7500MHz) | 2.0 | 50 | 2.00x1.20x1.00 | I |
| RBBPF2010A108Q1C | 2.4~2.5 | 1.3 | 38(50~960MHz) 17(1710~1910MHz) 5(3200MHz) 30(4800~5000MHz) 25(7200~7500MHz) | 2.0 | 50 | 2.00x1.20x0.90 | E |
| RFBPF2012090A1T | 2.4~2.5 | 1.7 | 30(900MHz) 20(1850MHz) 30(4800MHz) | 2.0 | 50 | 2.00x1.20x0.90 | B |
| RFBPF2012090A2T | 2.4~2.5 | 1.4 | 30(824~960MHz) 30(1710~1910MHz) 20(1920~1990MHz) 6(2110~2170MHz) 20(4800~5000MHz) | 2.0 | 50 | 2.00x1.20x0.90 | B |
| RFBPF2012040A3T | 2.4~2.5 | 2.0max.(25°C) 2.2max.(-40~+85°C) | 25(746~764MHz) 30(824~849MHz) 26(869~960MHz) 28(1570~1580MHz) 28(1710~1785MHz) 30(1850~1910MHz) 30(1930~1990MHz) 25(2110~2170MHz) 15(3300~3800MHz) 35(4800~5000MHz) 20(7200~7450.5MHz) | 2.0 | 50 | 2.00x1.25x0.45 | D |
| RFBPF2012080A6T | 2.4~2.5 | 3.5 | 30(880~960MHz) 30(1710~1990MHz) 20(2110~2170MHz) 30(4800~5000MHz) 30(7200~7500MHz) | 2.0 | 50 | 2.00x1.20x0.80 | C |
| RFBPF2012080A7T | 2.4~2.5 | 2.8 (typ.2.5) | 40(DC~1600MHz) 35(1710MHz) 25(1900MHz) 12(2100MHz) 8(2170MHz) 30(3100MHz) 40(4800~5000MHz) 20(7200~7500MHz) | 2.0 | 50 | 2.00x1.20x0.80 | B |
| RFBPF2012060A9T | 2.4~2.5 | 2.8 | 30(960MHz) 30(1600MHz) 20(1990MHz) 35(3200MHz) 40(4800MHz) 25(7200MHz) | 2.0 | 50 | 2.00x1.20x0.60 | B |

HIGH FREQUENCY MULTILAYER BAND PASS FILTER

2.4GHz BAND WORKING FREQUENCY

| Part Number | Frequency Range(GHz) | Insertion Loss (dB) | Attenuation (dB min.) | VSWR (max.) | Impedance (Ω) | Size(mm) | STRUCTURE |
|-----------------|----------------------|-----------------------------------|---|-------------|---------------|----------------|-----------|
| RFBPF2520090ACT | 2.4~2.5 | 2.1max.(25℃) 2.3max.(-40~+85℃) | 43(806~960MHz) 43(1570~1580 MHz) 43(1710~1990 MHz) 20(2110~2170MHz) 30(4800~5000 MHz) 25(7200~7500MHz) | 2.0 | 50 | 2.50x2.00x0.90 | G |
| RFBPF2520070AMT | 2.4~2.5 | 2.0max.(25℃) 2.2max.(-40~+85℃) | 45(824~960 MHz) 45(1570~1580 MHz) 45(1710~1785 MHz) 40(1805~1850 MHz) 35(1850~1910 MHz) 35(1920~1990 MHz) 25(2110~2170 MHz) 5(2750~3000 MHz) 15(3000~4800 MHz) 30(4800~5000 MHz) 30(5150~5850 MHz) 20(7200~7500 MHz) | 2.0 | 50 | 2.50x2.00x0.70 | A |
| RFBPF2520080AUT | 2.4~2.5 | 2.2 | 30(900 MHz) 30(1850 MHz) 33(2170 MHz) 35(4800 MHz) 25(7200 MHz) | 2.0 | 50 | 2.50x2.00x0.80 | A |
| RFBPF2520120A1T | 2.4~2.5 | 1.7 | 30(900/1850 MHz) 20(2100 MHz) 40(4800 MHz) 25(7200 MHz) | 2.0 | 50 | 2.50x2.00x1.20 | A |
| RFBPF2520120A2T | 2.4~2.5 | 2.1 | 30(900/1850 MHz) 30(4800 MHz) | 2.0 | 50 | 2.50x2.00x1.20 | A |
| RFBPF2520120A3T | 2.4~2.5 | ≤1.2(25℃) | 30(900/1850 MHz) 25(4800 MHz) | 2.0 | 50 | 2.50x2.00x1.20 | A |
| RFBPF2520120A4T | 2.4~2.5 | ≤1.7(25℃) | 30(900/1850 MHz) 25(4800 MHz) | 2.0 | 50 | 2.50x2.00x1.20 | A |
| RFBPF2520100A5T | 2.4~2.5 | 2.0 | 40(900 MHz) 35(3200 MHz) 30(1990 MHz) 20(2100 MHz) 40(4800 MHz) 25(7200 MHz) | 2.0 | 50 | 2.50x2.00x1.00 | A |
| RFBPF2520100A6T | 2.4~2.5 | 1.4 | 35(1900/4800 MHz) | 2.0 | 50 | 2.50x2.00x1.00 | A |
| RFBPF3225150A3T | 2.4~2.5 | 2.5 | 40(1500 MHz) 30(2100 MHz) 30(4800 MHz) | 1.7 | - | 3.20x2.50x1.50 | A |
| RFBPF3225150A4T | 2.4~2.5 | 2.0 | 30(900 MHz) 30(1850 MHz) 20(2100 MHz) 30(4800 MHz) | 2.0 | 50 | 3.20x2.50x1.50 | A |
| RFBPF3225150A5T | 2.4~2.5 | 1.8 | 30(900 MHz) 30(1850MHz) 20(2100 MHz) 30(4800 MHz) | 2.0 | 50 | 3.20x2.50x1.50 | A |

1558 ~ 1606 MHz GNSS Band Applications

| Part Number | Frequency Range (MHz) | Insertion Loss (dB) | Attenuation (dB min.) | VSWR (max.) | Impedance (Ω) | Size(mm) | STRUCTURE |
|-----------------|-----------------------|---------------------|--|-------------|---------------|----------------|-----------|
| RFBPF1109060E0T | 1550~1610 | 1.9max. | 25(960MHz) 8(1850MHz) 15(1990MHz) 20(2170MHz) 35(2400~2500MHz) 35(3400~3800MHz) | 2.0 | 50 | 1.10x0.90x0.60 | E |
| RFBPF1411070E0T | 1558~1606 | 1.8max. | 30(824~849 MHz) 30(880~915 MHz) 22(1850~1910 MHz) 22(1920~1980 MHz) 30(2400MHz) | 2.0 | 50 | 1.40x1.10x0.70 | E |

860~960MHz/1805~2025 MHz Band Application

| Part Number | Frequency Range (MHz) | Insertion Loss (dB) | Attenuation (dB min.) | VSWR (max.) | Impedance (Ω) | Size(mm) | STRUCTURE |
|--------------------|-----------------------|------------------------------------|---|-------------|---------------|----------------|-----------|
| RFBPF2520090B08Q1C | 869~960 | 0.7max.(25℃) 0.75max.(-40~+85℃) | 25(430~490MHz) 10(1700~1900MHz) 20(2400~2500MHz) 20(4905~5845MHz) | 1.9 | 50 | 2.50x2.00x0.90 | J |
| | 1805~2025 | 1.1max.(25℃) 1.2max.(-40~+85℃) | 25(900~1015MHz) 15(2400~2500MHz) 15(3610~3980MHz) 20(4905~5845MHz) | 2.0 | | | |

5GHz BAND WORKING FREQUENCY

| Part Number | Frequency Range(GHz) | Insertion Loss (dB) | Attenuation (dB min.) | VSWR (max.) | Impedance (Ω) | Size(mm) | STRUCTURE |
|--------------------|----------------------|--|---|-------------|---------------|----------------|-----------|
| RFBPF1608060K2T | 4.9~5.84 | 1.5max.(25°C) 1.7max.(-40~+85°C) | 33(100~2170 MHz) 29(2170~2500 MHz) 32(9800~12000 MHz) | 2.0 | 50 | 1.60x0.80x0.70 | B |
| RFBPF1608060K68Q1C | 4.9~5.9 | 1.3 | 38(30~2700MHz) 16(3453~3547MHz) 33(3667~3883MHz) 9(6900~7093MHz) 32(7333~7750MHz) 40(10600~11650MHz) 18(15540~17760MHz) | 2.0 | 50 | 1.60x0.80x0.60 | D |
| RFBPF1608060K78D1T | 5.15~5.95 | 0.8 | 40(30~2700MHz) 45(3400~3800MHz) 20(7250~7800MHz) 20(10300~11700MHz) | 1.67 | 50 | 1.60x0.80x0.60 | D |
| RFBPF1608060K88Q1C | 5.15~5.95 | 0.7 (typ.0.6) | 35(30~2700MHz) 30(3400~3800MHz) 12(7250~7800MHz) 20(10300~11700MHz) | 1.5 | 50 | 1.60x0.80x0.60 | D |
| RFBPF1608060KG8D1T | 5.15~5.95 | 0.8 | 40(30~2700MHz) 45(3400~3800MHz) 20(6900MHz) 20(7250~7800MHz) 20(10300~11700MHz) | 1.67 | 50 | 1.60x0.80x0.60 | D |
| RFBPF2012100KST | 4.9~5.9 | 1.5(4.90GHz) 1.5(5.25GHz) 1.5(5.85GHz) | 30(3450 MHz) 20(11000 MHz) | 2.0 | 50 | 2.00x1.20x1.00 | B |
| RFBPF2012100K0T | 4.9~5.9 | 1.7(4.90GHz) 1.5(5.25GHz) 1.5(5.85GHz) | 30(3450 MHz) 20(11000 MHz) | 2.0 | 50 | 2.00x1.20x1.00 | B |
| RFBPF2012100K1T | 5.15~5.9 | 3.0 (typ.2.5) | 35(4000MHz) 35(4500MHz) 40(4600MHz) | 2.0 | 50 | 2.00x1.20x1.00 | B |
| RFBPF2012090K5T | 4.9~5.85 | 2.2 | 35(340~1195 MHz) 19(2140~3580 MHz) 25(6855~7150 MHz) 20(8570~8930 MHz) | 2.0 | 50 | 2.00x1.20x0.90 | B |
| RFBPF2012100K3T | 4.9~5.85 | 1.8max.(25°C) 2.1max.(-40~+85°C) | 30(500 MHz) 35(3450 MHz) 30(4000 MHz) 20(4200 MHz) 15(9800 MHz) 15(11700 MHz) | 2.0 | 50 | 2.00x1.20x0.95 | B |
| RFBPF2012100K6T | 5.15~5.85 | 1.6max.(25°C) 1.8max.(-40~+85°C) | 30(500 MHz) 40(2000 MHz) 35(3450 MHz) 30(4000 MHz) 20(4200 MHz) | 2.0 | 50 | 2.00x1.20x0.95 | B |
| RFBPF2012090K9T | 5.725~5.85 | 2.0 | 30(500 MHz) 30(4000 MHz) 20(4200 MHz) 32(5000 MHz) 15(9800 MHz) 15(11750 MHz) | 2.0 | 50 | 2.00x1.20x0.95 | B |
| RFBPF2520090K1T | 4.9~5.85 | 1.2 | 47(824 MHz) 47(1500 MHz) 47(1910 MHz) 15(9800 MHz) | 2.0 | 50 | 2.50x2.00x0.90 | A |

WiMAX BAND WORKING FREQUENCY

| Part Number | Frequency Range(GHz) | Insertion Loss (dB) | Attenuation (dB min.) | VSWR (max.) | Impedance (Ω) | Size(mm) | STRUCTURE |
|-----------------|----------------------|---------------------|--|-------------|---------------|----------------|-----------|
| RFBPF16082G3W0T | 2.3~2.39 | 2.0 | 29(880~915 MHz) 29(1710~1785 MHz) 21(1850~1910 MHz) 15(1920~1980 MHz) 18(4600~4780 MHz) 23(6900~7170 MHz) | 2.0 | 50 | 1.60x0.80x0.70 | B |

HIGH FREQUENCY MULTILAYER BAND PASS FILTER

MoCA / Docsis Application

| Part Number | Frequency Range(MHz) | Insertion Loss (dB) | Attenuation (dB min.) | VSWR (max.) | Impedance (Ω) | Size(mm) | STRUCTURE |
|--------------------|----------------------|-------------------------------------|---|-------------|---------------|----------------|-----------|
| RFBPF3225180Y1T | 975~1025 | 3.0 | 30(54~870 MHz) 30(1125~1675 MHz) 30(2300 MHz) | 2.0 | 75 | 3.20x2.50x1.80 | K |
| RFBPF3225200Y07B1U | 475~675 | 2.5max.(25°C) 2.7max.(-40~+85°C) | 60(2.5 MHz) 40(2.5~100 MHz) 35(100~200 MHz) 35(200~300 MHz) 8(300~400 MHz) 57(950 MHz) 47(950~2025 MHz) 41(2025~2500 MHz) 35(2500~3000 MHz) | 2.0 | 75 | 3.20x2.50x1.80 | K |
| RBBPF3225180Y27B1U | 400~700 | 2.0 | 42(1~200 MHz) 30(950~2150 MHz) 35(2150~3000 MHz) 27(3000~5900 MHz) | 2.0 | 50 | 3.20x2.50x1.80 | K |
| RFBPF3225180C07B1U | 1125~1675 | 1.8max.(25°C) 2.0max.(-40~+85°C) | 30(5~864 MHz) 34(864~1002 MHz) 32(2300~3000 MHz) | 2.0 | 75 | 3.20x2.50x1.80 | K |
| RBBPF3225180C67B1U | 1125~1675 | 2.0 | 40(1~900 MHz) 25(900~1002 MHz) 35(2000~2500 MHz) 27(2500~5900 MHz) | 2.0 | 50 | 3.20x2.50x1.80 | K |
| RBBPF3225180C77B1U | 1125~1225 | 2.0 | 33(1~900 MHz) 25(900~1002 MHz) 25(1350~1675 MHz) 35(2000~2500 MHz) 27(2500~5900 MHz) | 2.0 | 50 | 3.20x2.50x1.80 | K |

LTE Band Application

| Part Number | Frequency Range(MHz) | Band | Insertion Loss (dB) | Attenuation (dB min.) | VSWR (max.) | Impedance (Ω) | Size(mm) | STRUCTURE |
|----------------|----------------------|------|---------------------|------------------------|-------------|---------------|----------------|-----------|
| RFBPF1109B101T | 2110~2170 | B1 | 1.7 | 25(4280MHz) | 2 | 50 | 1.10x0.90x0.60 | E |
| RFBPF1109B201T | 1930~1990 | B2 | 1.7 | 25(3920MHz) | 2 | 50 | 1.10x0.90x0.60 | E |
| RFBPF1109B301T | 1805~1880 | B3 | 1.4 | 25(3685MHz) | 2 | 50 | 1.10x0.90x0.60 | E |
| RFBPF1109B501T | 869~894 | B5 | 0.9 | 12(1763MHz) | 2 | 50 | 1.10x0.90x0.60 | E |
| RFBPF1109B701T | 2620~2690 | B7 | 1.2 | 25(5310MHz) | 2 | 50 | 1.10x0.90x0.60 | E |
| RFBPF1109B801T | 925~960 | B8 | 0.9 | 12(1885MHz) | 2 | 50 | 1.10x0.90x0.60 | E |

■ TYPICAL ELECTRICAL CHARACTERISTICS



RFBPF1411060A2T



RBBPF1411060A3T



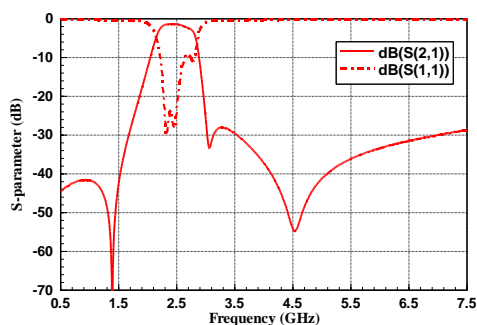
RFBPF1608060AA7M1U



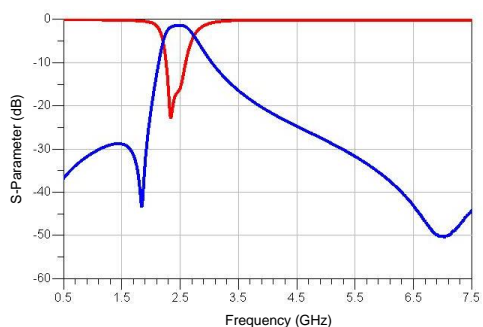
RFBPF1608060ADT



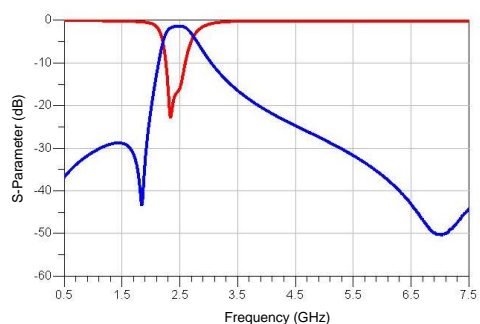
RFBPF1608060AET



RFBPF1608070AFT



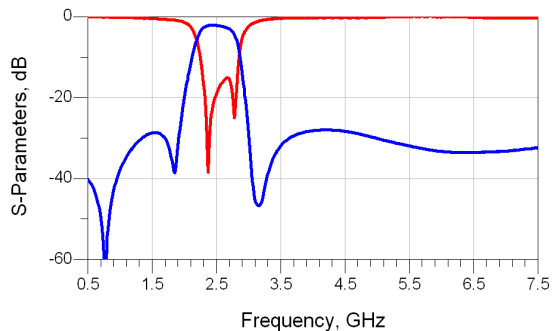
RFBPF1608070AWT



RFBPF1608050A0T



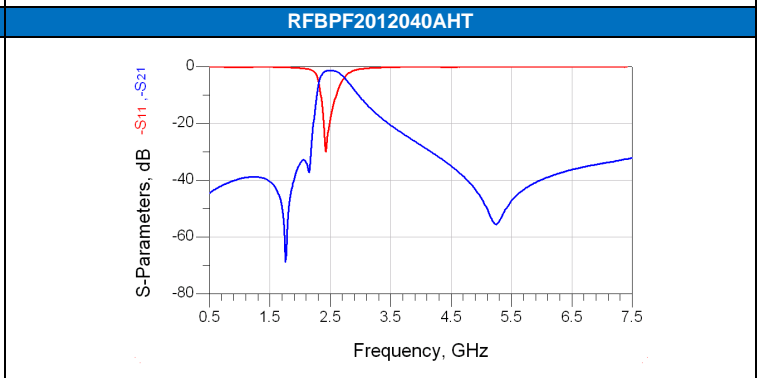
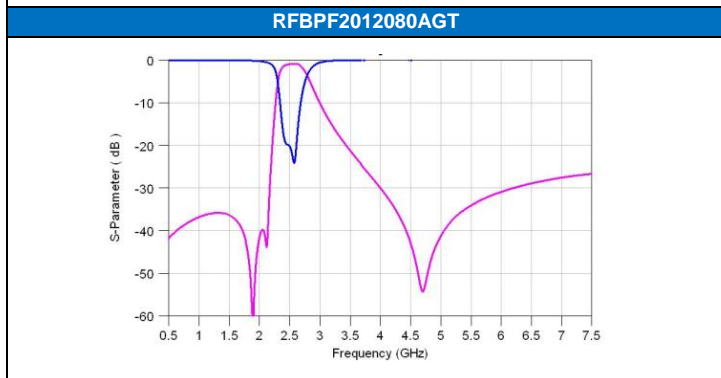
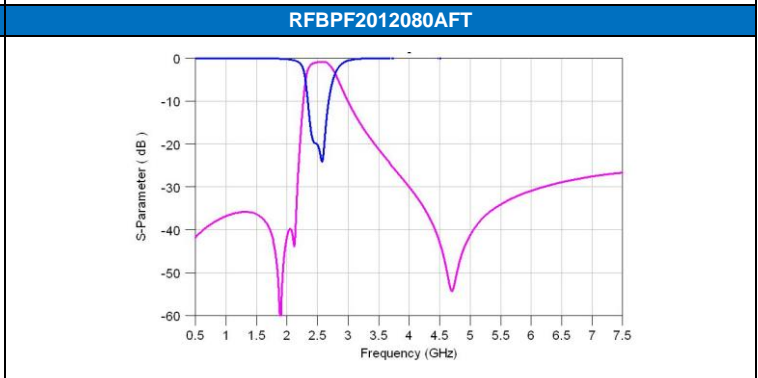
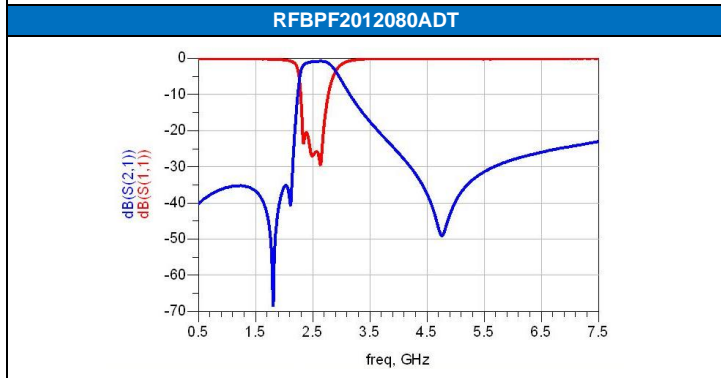
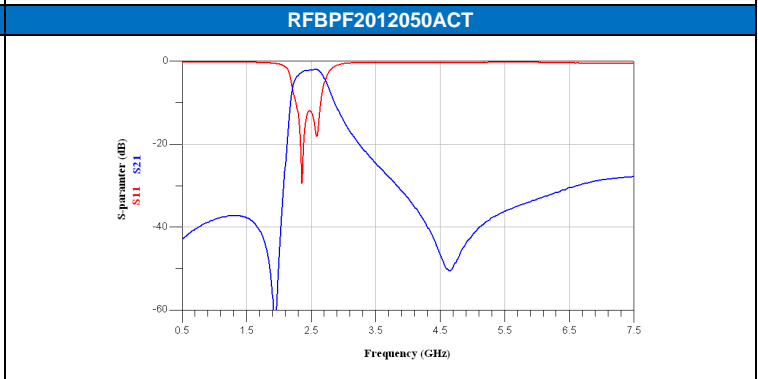
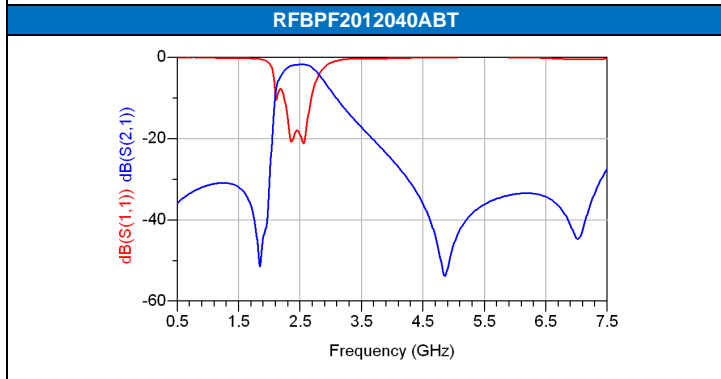
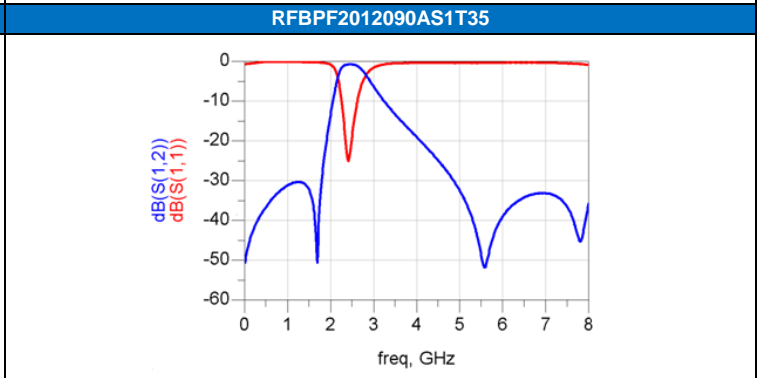
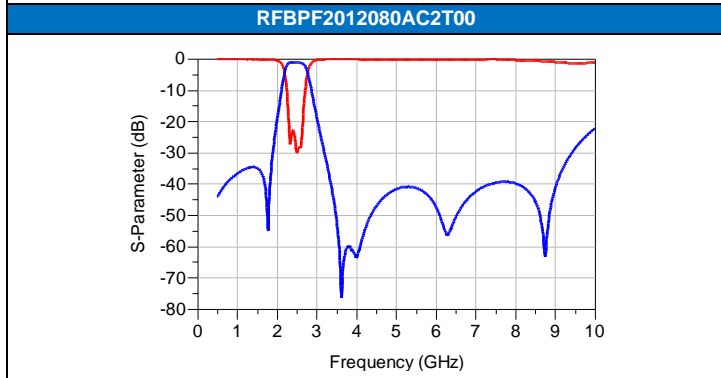
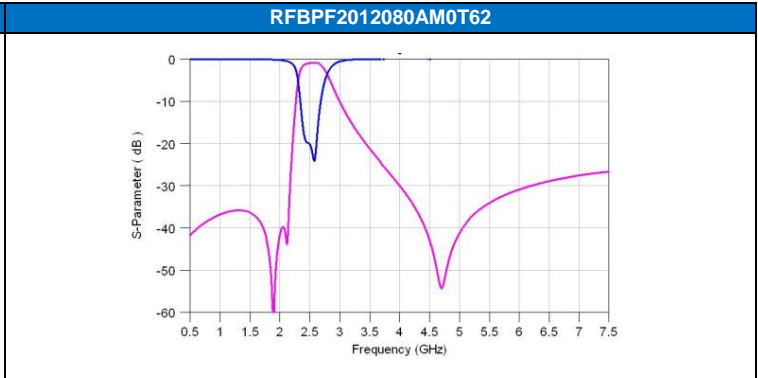
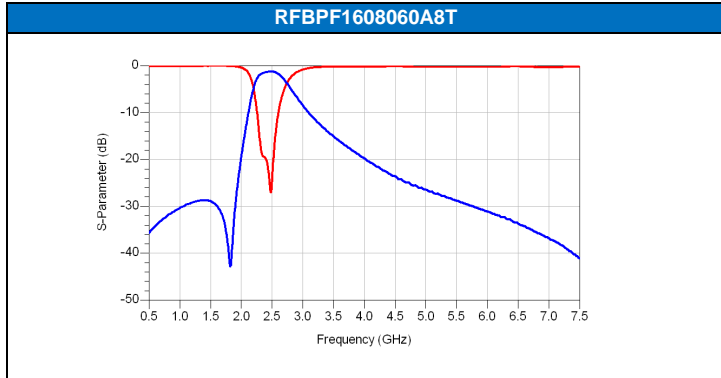
RFBPF1608060A1T

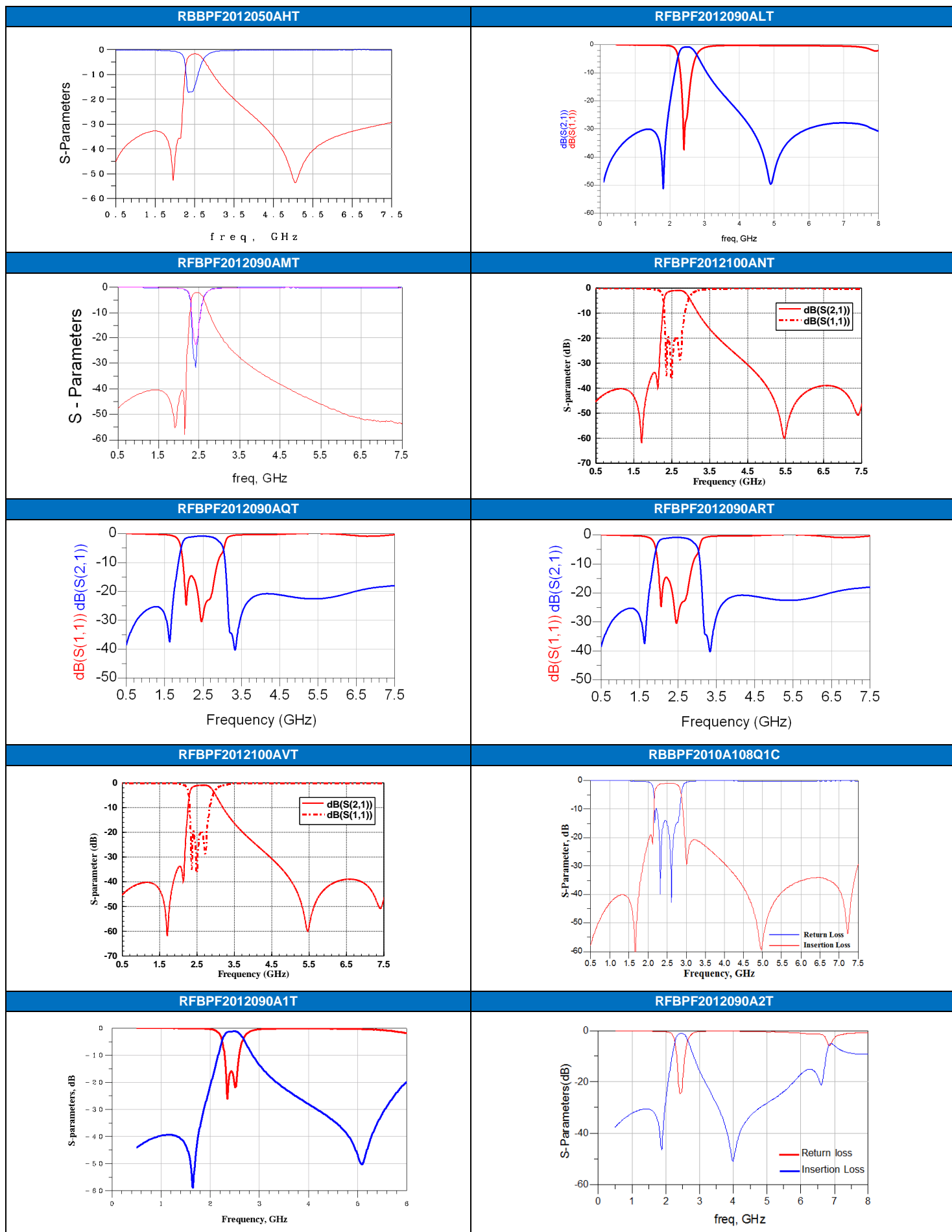


RFBPF1608060A7T

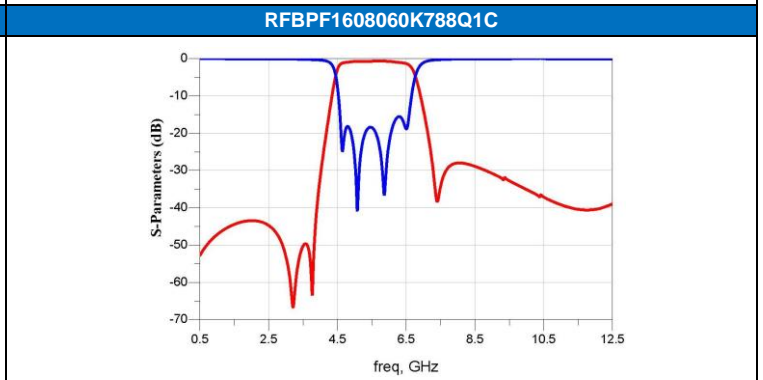
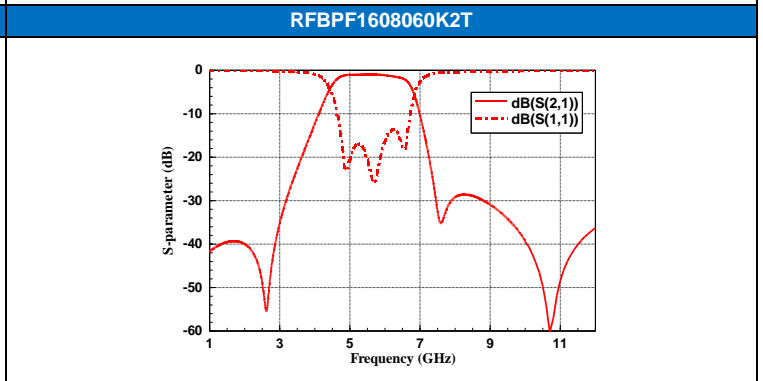
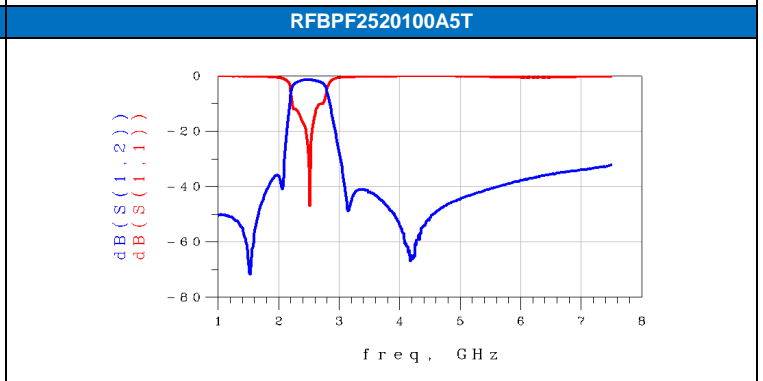
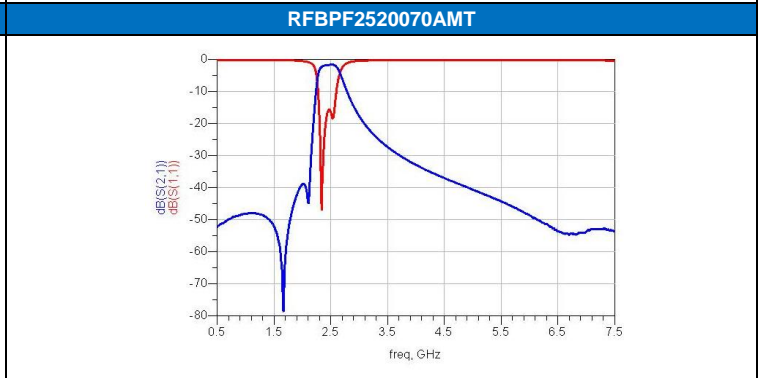
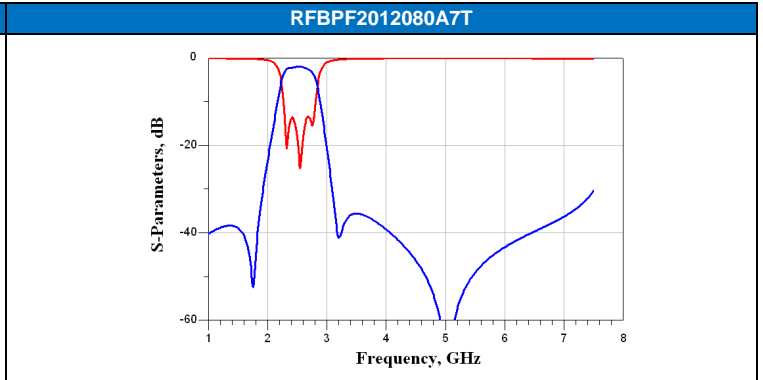


HIGH FREQUENCY MULTILAYER BAND PASS FILTER





HIGH FREQUENCY MULTILAYER BAND PASS FILTER





HIGH FREQUENCY MULTILAYER BAND PASS FILTER

RFBPF2520090B08Q1C

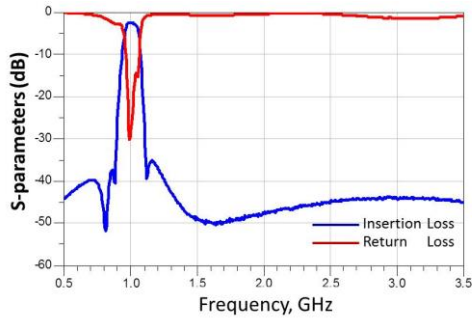
Low Band



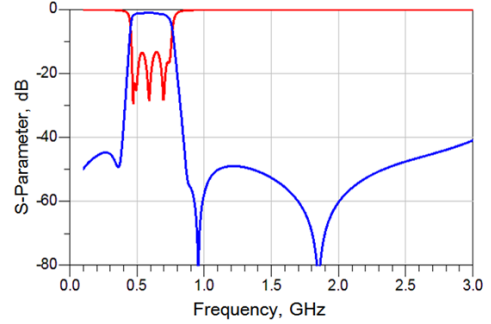
High Band



RFBPF3225180Y1T



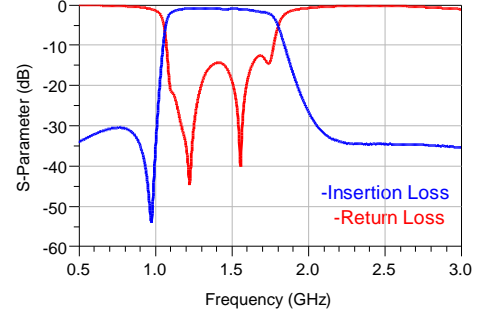
RFBPF3225200Y07B1U



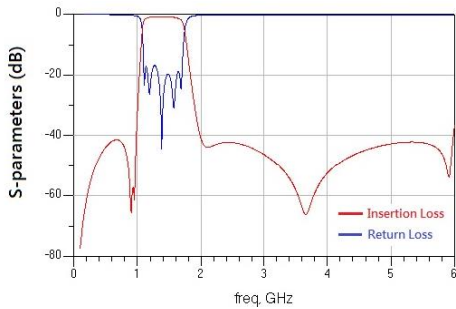
RBBPF3225180Y27B1U



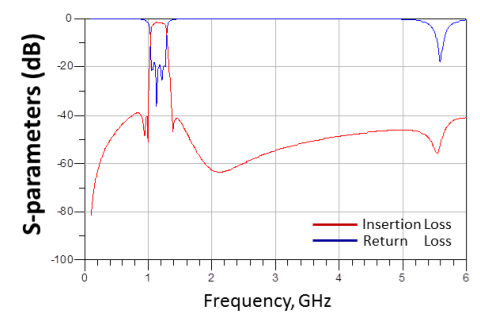
RFBPF3225180C07B1U



RBBPF3225180C67B1U



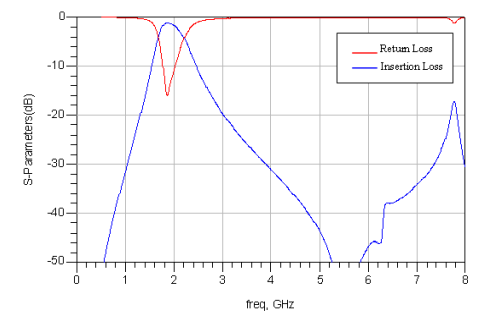
RBBPF3225180C77B1U



RFBPF1109B101T



RFBPF1109B201T





- For more information, please contact with local sales representative
- All specifications are subject to change without notice

HIGH FREQUENCY MULTILAYER BALANCED FILTER

HIGH FREQUENCY MULTILAYER BALANCED FILTER

■ STRUCTURE AND PIN ASSOCIATED



■ STRUCTURE AND DIMENSION

Unit: mm

| Structure/ Dimension | L | W | T | A | B | C | D | E | F | G |
|-------------------------|-----------|-----------|-----------|------------|-----------|-----------|---------------|---------------|-----------|-----------|
| A | 1.60±0.15 | 0.80±0.15 | 0.60±0.10 | 0.175±0.15 | 0.25±0.15 | 0.25±0.15 | 0.50±0.15 | 0.20±0.15 | 0.20±0.15 | 0.30±0.15 |
| | 2.00±0.15 | 1.25±0.15 | 0.40±0.10 | 0.175±0.10 | 0.35±0.15 | 0.30±0.15 | 0.65±0.10 | 0.20±0.10 | 0.20±0.15 | 0.50±0.10 |
| | | | 0.50±0.10 | 0.20±0.15 | 0.30±0.15 | 0.35±0.15 | 0.65±0.15 | 0.20±0.15 | 0.20±0.15 | 0.30±0.15 |
| | | | 0.60±0.10 | 0.20±0.15 | 0.30±0.10 | 0.35±0.10 | 0.65±0.10 | 0.20±0.15 | 0.20±0.15 | 0.50±0.10 |
| | | | 0.90±0.10 | 0.20±0.15 | 0.30±0.10 | 0.35±0.10 | 0.65±0.10 | 0.20±0.15 | 0.20±0.15 | 0.30±0.10 |
| | | | 1.00±0.10 | 0.20±0.15 | 0.30±0.10 | 0.35±0.10 | 0.65±0.10 | 0.20±0.10 | 0.20±0.15 | 0.50±0.10 |
| | | | 1.10±0.10 | 0.20±0.15 | 0.30±0.10 | 0.35±0.10 | 0.65±0.10 | 0.20±0.15 | 0.20±0.15 | 0.55±0.10 |
| | 0.50±0.10 | 0.35±0.10 | 0.65±0.10 | 0.20±0.15 | 0.20±0.15 | 0.50±0.10 | | | | |
| 2.50±0.20 | 2.00±0.20 | 0.85±0.10 | 0.35±0.20 | 0.40±0.10 | 0.30±0.10 | 0.70±0.20 | 0.15(Typical) | 0.15(Typical) | 1.20±0.20 | |
| B | 2.00±0.15 | 1.25±0.10 | 0.60±0.10 | 0.20±0.10 | 0.30±0.15 | 0.25±0.15 | 0.65±0.10 | 0.25±0.10 | - | - |

Компания «Life Electronics» занимается поставками электронных компонентов импортного и отечественного производства от производителей и со складов крупных дистрибьюторов Европы, Америки и Азии.

С конца 2013 года компания активно расширяет линейку поставок компонентов по направлению коаксиальный кабель, кварцевые генераторы и конденсаторы (керамические, пленочные, электролитические), за счёт заключения дистрибьюторских договоров

Мы предлагаем:

- Конкурентоспособные цены и скидки постоянным клиентам.
- Специальные условия для постоянных клиентов.
- Подбор аналогов.
- Поставку компонентов в любых объемах, удовлетворяющих вашим потребностям.
- Приемлемые сроки поставки, возможна ускоренная поставка.
- Доставку товара в любую точку России и стран СНГ.
- Комплексную поставку.
- Работу по проектам и поставку образцов.
- Формирование склада под заказчика.
- Сертификаты соответствия на поставляемую продукцию (по желанию клиента).
- Тестирование поставляемой продукции.
- Поставку компонентов, требующих военную и космическую приемку.
- Входной контроль качества.
- Наличие сертификата ISO.

В составе нашей компании организован Конструкторский отдел, призванный помогать разработчикам, и инженерам.

Конструкторский отдел помогает осуществить:

- Регистрацию проекта у производителя компонентов.
- Техническую поддержку проекта.
- Защиту от снятия компонента с производства.
- Оценку стоимости проекта по компонентам.
- Изготовление тестовой платы монтаж и пусконаладочные работы.



Тел: +7 (812) 336 43 04 (многоканальный)

Email: org@lifeelectronics.ru