

2 Post and 4 Post Rack Standoff Brackets

specifications

The 2 and 4 post standoff brackets shall be made of steel and will allow front offset mounting of 19" EIA horizontal managers, and equipment in a standard 2 or 4 post rack. The offset depths will be optimized to allow proper utilization of the PatchRunner™ High Capacity Vertical Manager's finger spacing in each of the available rack mounting positions for the vertical manager.



technical information

Rack compatibility:	All Panduit 2 or 4 post racks
Rack standoff depth:	RSB1A : 1.6" front offset for PatchRunner™ High Capacity Vertical Cable Manager mounted in fully back extended position on rack RSB1B: 2.9" front offset for PatchRunner™ High Capacity Vertical Cable Manager mounted in standard mounting position on rack RSB1C: 5.3" front offset for PatchRunner™ High Capacity Vertical Cable Manager mounted in fully forward extended position on rack
Installation:	The standoff brackets are attached to both the left and right equipment rail at the same RU.
Material:	16 gage steel, black powder coat finish

key features and benefits

Specifically designed for equipment and horizontal managers	Positions equipment and horizontal managers at the proper depth with regard to the vertical manager fingers to allow maximum finger space utilization
Designed to work with Panduit vertical cable managers	Designed to work with the PatchRunner™ High Capacity Vertical Cable Managers at each of the available installation depths
Improves aesthetics of the cable management system	Positions doors of the vertical and horizontal managers at the same depth on the rack, increasing system aesthetics
Through hole allow easy installation	Through holes in brackets allow easy installation to rack without interfering with equipment above or below the bracket installation RU

applications

Deep finger vertical managers require that horizontal managers and strain relief products are installed at the proper depth to be effective. Panduit rack standoff brackets for 2 and 4 post racks allows increased flexibility for rack and cable management systems by allowing proper front standoff positioning of equipment or horizontal managers and strain relief products. Three depths were designed to match the mounting locations of

the PatchRunner™ High Capacity Vertical Cable Manager and provide the proper rack standoff clearance for horizontal managers, equipment, and strain relief products. Other applications include using the standoff brackets in conjunction with 1, 2, 4, or 8 RU metal blanking panels as a way to protect power or communications cables that extend outside the rack.

Rack Standoff Brackets

1.6" front offset:	RSB1A
2.9" front offset:	RSB1B
5.3" front offset:	RSB1C

PatchRunner™ High Capacity Vertical Cable Managers

Dual-sided	
6" wide:	PEV6*
8" wide:	PEV8*
10" wide:	PEV10*
12" wide:	PEV12*

Single-sided	
6" wide:	PEVF6*
8" wide:	PEVF8*
10" wide:	PEVF10*
12" wide:	PEVF12*

Optional Dual Hinged Doors

6" wide:	PED6*B1
8" wide:	PED8*B1
10" wide:	PED10*B1
12" wide:	PED12*B1

NetManager™ High Capacity Horizontal Cable Managers

19" front and rear	
1 RU manager:	NM1
2 RU manager:	NM2
3 RU manager:	NM3
4 RU manager:	NM4
19" front only	
1 RU manager:	NMF1
2 RU manager:	NMF2
3 RU manager:	NMF3
4 RU manager:	NMF4

2 Post Racks

3" Channel racks #12-24 threaded rail, numbered up:	
45 RU:	R2P
52 RU:	R2P96
42 RU:	R2P79
24 RU:	R2P48

6" Channel rack #12-24 threaded rail, numbered up:	
45 RU:	R2P6S
52 RU:	R2P6S96

4 Post Racks

7' version 30" depth threaded rail #12-24:	
Cage nut rail:	R4P*
	R4PCN*
7' version 23" depth threaded rail #12-24:	
Cage nut rail:	R4P23*
	RP23CN
7' version 36" depth threaded rails #12-24:	
Cage nut rail:	R4P36*
	RP36CN*
7' version 42" depth threaded rails #12-24:	
Cage nut rail:	R4P42*
	R4P42CN*

Rack Filler Panels

1 RU:	DPFP1
2 RU:	DPFP2
4 RU:	DPFP4
8 RU:	DPFP8


*Add suffix 96 to the end of the part number for 8' Part Numbers.

2 Post and 4 Post Rack Standoff Brackets

applications

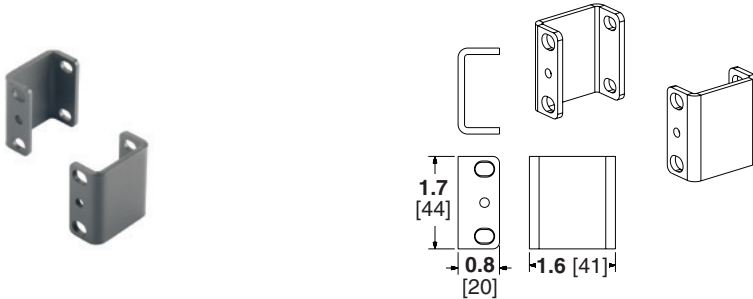


Used in conjunction with a 1, 2, 4, or 8 RU rack filler panel, the standoff brackets can be used to create a barrier to protect protruding power cords or cables.

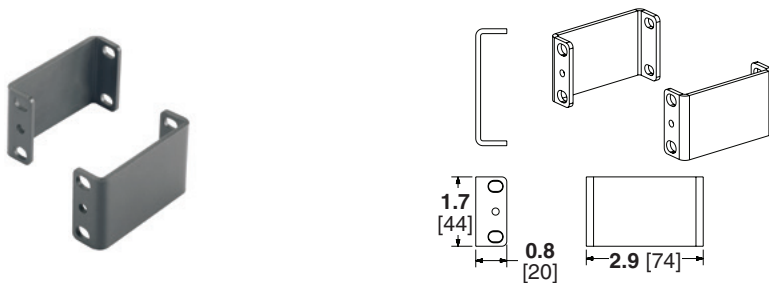


Used to position horizontal cable managers at the proper depth, the standoff brackets provide the proper rack standoff clearance for the horizontal cable managers.

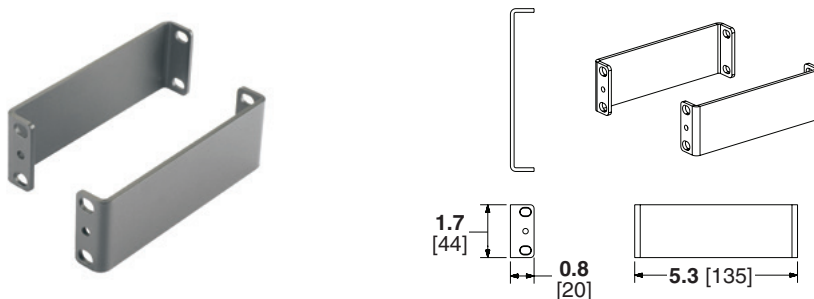
RSB1A: 1 RU Rack Standoff Bracket 1.6" D from Rack



RSB1B: 1 RU Rack Standoff Bracket 2.9" D from Rack



RSB1C: 1 RU Rack Standoff Bracket 5.3" D from Rack



Dimensions are in inches. [Dimensions in brackets are metric]

WORLDWIDE SUBSIDIARIES AND SALES OFFICES

PANDUIT CANADA
Markham, Ontario
cs-cdn@panduit.com
Phone: 800.777.3300

PANDUIT EUROPE LTD.
London, UK
cs-emea@panduit.com
Phone: 44.20.8601.7200

PANDUIT SINGAPORE PTE. LTD.
Republic of Singapore
cs-ap@panduit.com
Phone: 65.6305.7575

PANDUIT JAPAN
Tokyo, Japan
cs-japan@panduit.com
Phone: 81.3.6863.6000

PANDUIT LATIN AMERICA
Guadalajara, Mexico
cs-la@panduit.com
Phone: 52.33.3777.6000

PANDUIT AUSTRALIA PTY. LTD.
Victoria, Australia
cs-aus@panduit.com
Phone: 61.3.9794.9020

For a copy of Panduit product warranties, log on to www.panduit.com/warranty

PANDUIT[®]

For more information
Visit us at www.panduit.com
Contact Customer Service by email: cs@panduit.com
or by phone: 800.777.3300

©2016 Panduit Corp.
ALL RIGHTS RESERVED.
RKSP121--WW-ENG
Replaces WW-RKSP85
12/9//2016

Компания «Life Electronics» занимается поставками электронных компонентов импортного и отечественного производства от производителей и со складов крупных дистрибьюторов Европы, Америки и Азии.

С конца 2013 года компания активно расширяет линейку поставок компонентов по направлению коаксиальный кабель, кварцевые генераторы и конденсаторы (керамические, пленочные, электролитические), за счёт заключения дистрибьюторских договоров

Мы предлагаем:

- Конкурентоспособные цены и скидки постоянным клиентам.
- Специальные условия для постоянных клиентов.
- Подбор аналогов.
- Поставку компонентов в любых объемах, удовлетворяющих вашим потребностям.
- Приемлемые сроки поставки, возможна ускоренная поставка.
- Доставку товара в любую точку России и стран СНГ.
- Комплексную поставку.
- Работу по проектам и поставку образцов.
- Формирование склада под заказчика.
- Сертификаты соответствия на поставляемую продукцию (по желанию клиента).
- Тестирование поставляемой продукции.
- Поставку компонентов, требующих военную и космическую приемку.
- Входной контроль качества.
- Наличие сертификата ISO.

В составе нашей компании организован Конструкторский отдел, призванный помогать разработчикам, и инженерам.

Конструкторский отдел помогает осуществить:

- Регистрацию проекта у производителя компонентов.
- Техническую поддержку проекта.
- Защиту от снятия компонента с производства.
- Оценку стоимости проекта по компонентам.
- Изготовление тестовой платы монтаж и пусконаладочные работы.



Тел: +7 (812) 336 43 04 (многоканальный)

Email: org@lifeelectronics.ru