

**Power Relay RM C/D**

- 1 pole 30/32 A, 1 form X, double make, NO or 1 form Z, double make + double break, NO + NC
- Switching capacity up to 12800VA
- DC or AC coil
- Push-to-test button
- Chassis mount

Typical applications  
Battery chargers, heating control.



**Approvals**

UL E214025, VDE Cert. No. 40003144 for AgNi-versions  
Technical data of approved types on request.

**Contact Data**

	RMC	RMD
Contact arrangement	1 form Z, 1 NO + 1 NC	1 form X, 1 NO
Rated voltage	400VAC	
Max. switching voltage	440VAC	
Rated current	30A/32A (VDE)	
Limiting making current, max. 20ms	60A	
Switching power	12000VA	
Contact material	AgCdO, AgNi 90/10	
Contact style	single bridging contact	
Min. recommended contact load	24VDC/100mA	
Frequency of operation, with/without load, DC coil	360/6000h <sup>-1</sup>	
Operate/release time max., DC coil	20/20ms	
Bounce time max., form A/form B, DC coil	4/6ms	

**Contact ratings**

Type	Contact	Load	Cycles
------	---------	------	--------

**EN 61810**

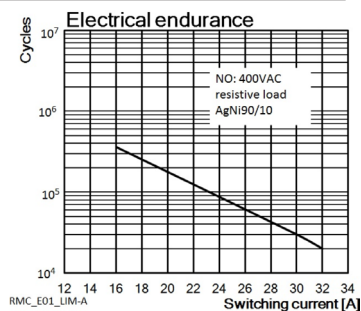
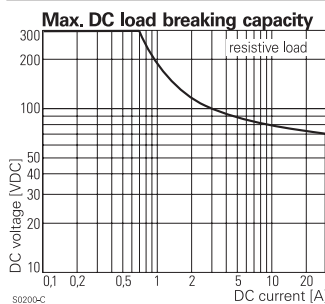
RMC/D X of Z (NO)	AgNi DC coil	32A, 400VAC res. 40°C	20x10 <sup>3</sup>
RMC Y of Z (NC), AgNi		32A, 400VAC res. 40°C	10x10 <sup>3</sup>
RMC/D X of Z (NO)	AgNi DC coil	30A, 400VAC res. 50°C	10x10 <sup>3</sup>
RMC/D X of Z (NO)	AgNi AC coil	30A, 400VAC res. 40°C	10x10 <sup>3</sup>

**UL 508**

RMC/D X/Y (NO/NC), AgCdO,	30 A, 277 VAC, general purpose	50°C	10x10 <sup>3</sup>
RMC/D X/Y (NO/NC)	30 A, 415 VAC, resistive	50°C	10x10 <sup>3</sup>
RMC/D X (of Z / NO), AgNi	120 VAC, 0,75 HP	50°C	10x10 <sup>3</sup>
RMC/D X/Y (NO/NC)	240 VAC, 2 HP	50°C	6x10 <sup>3</sup>

**Mechanical endurance**

DC coil	10x10 <sup>6</sup> operations
AC coil	10x10 <sup>6</sup> operations



**Coil Data**

Coil voltage range	6 to 220 VDC 6 to 400 VAC
Operative range, IEC 61810	2
Coil insulation system according UL	class 130 (B)

**Coil versions, DC coil**

STD	LED bipolar	Coil code	LED+ PD <sup>3)</sup>	LED- PD <sup>3)</sup>	Rated voltage VDC	Coil resistance Ω±10% <sup>1)2)</sup>	Rated coil power W
006	L06	0A6	LA6		6	32	1.1
012	L12	0B2	LB2		12	110	1.3
024	L24	0C4	LC4		24	475	1.2
048	L48	0E8	LE8		48	2000	1.2
060	L60	0G0	LG0		60	2850	1.3
110	M10	1B0	MB0		110	10000 <sup>1)</sup>	1.2
221	N21	2C1	NC1		220	40000 <sup>2)</sup>	1.2

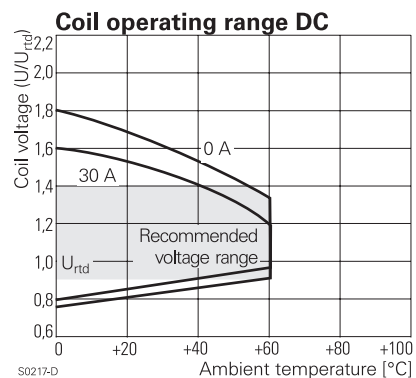
Operate voltage, DC coil 75% of rated coil voltage

Release voltage, DC coil 10% of rated coil voltage

1) Coil resistance ±12%, 2) Coil resistance ±15%.

3) Protection diode PD; standard polarity: +A1 / -A2.

All figures are given for coil without pre-energization, at ambient temperature +23°C.



**Power Relay RM C/D (Continued)**

**Coil Data (continued)**

**Coil versions, AC coil**

Coil code	Rated voltage	Operate voltage	Release voltage	Coil resistance	Rated coil power
STD	LED	50/60Hz	50/60Hz	$\Omega \pm 10\%^{12)}$	50/60Hz
	VAC	VAC	VAC		VA

**Coil versions, AC-coil, RMC, RMD**

524	R24	24	19.2/20.4	7.2	80	2.62/2.00
548	R48	48	38.4/40.8	14.4	320	2.60/2.17
560	R60	60	48.0/51.0	18.0	500	2.62/2.20
615	S15	115	92.0/97.8	34.5	1850	2.65/2.22
730	T30	230	184.0/195.5	69.0	7500	2.69/ 2.26
900	V00	400	320.0/340.0	120.0	23500 <sup>2)</sup>	2.61/2.20

2) Coil resistance  $\pm 15\%$ .

All figures are given for coil without pre-energization, at ambient temperature +23°C.

**Insulation Data**

	RMC	RMD
Initial dielectric strength		
between open contacts	1500Vrms	2000Vrms
between contact and coil	2500Vrms	2500Vrms
Initial surge withstand voltage		
between contact and coil	6000V (1.2/50 $\mu$ s)	
Clearance/creepage		
between contact and coil	$\geq 4.0/14.9$ mm	
Material group of insulation parts	IIIa	

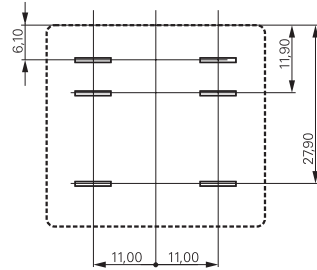
**Other Data**

Material compliance: EU RoHS/ELV, China RoHS, REACH, Halogen content refer to the Product Compliance Support Center at [www.te.com/customer-support/rohssupportcenter](http://www.te.com/customer-support/rohssupportcenter)

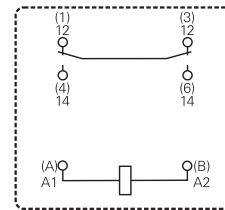
Ambient temperature	
for mounting/handling	-20 to +40°C
in operation	
DC coil	-40 to +60°C
AC coil	-40 to +40°C
Mounting distance	> 50mm
Cold storage, IEC 60068-2-1	Test Aa (-40°C/16h)
Dry heat, IEC 60068-2-2	Test B (+85°C/16h)
Damp heat cyclic, IEC 60068-2-30, Db, Variant 1	12/12h +25/55°C 2 cycles
Category of environmental protection IEC 61810	RT1 - dust protected
Vibration resistance (functional) form A (NO)/form B (NC)	10/5 g, 30 to 150Hz
Terminal type	quick connect (QC)
Cover retention	
pull force	100N
push force	100N
Weight	81g
Packaging unit	10 pcs.

**Terminal assignment**

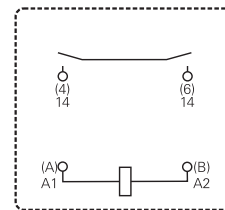
Bottom view on pins



1 form Z contact (1 NO + 1 NC), RMC



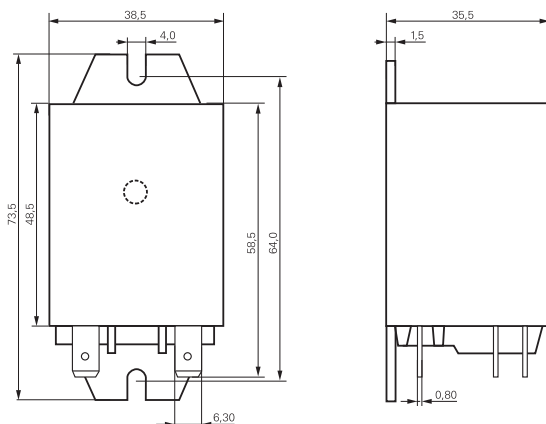
1 form X contact (1 NO), RMD



**Dimensions**

Dimensions in mm

Cover with mounting brackets, 6.3mm quick connect terminals



**Power Relay RM C/D** (Continued)

<b>Product code structure</b>	Typical product code	<b>RM</b>	<b>D</b>	<b>2</b>	<b>5</b>	<b>730</b>
<b>Type</b>	RM Power Relay RMC/D					
<b>Contact arrangement</b>	<b>C</b> 1 form Z (1 NO + 1 NC), 30A (32A at AgNi versions with DC coil) <b>D</b> 1 form X (1 NO), 30A (32A at AgNi versions with DC coil)					
<b>Version</b>	<b>0</b> AgCdO, without test button <sup>1)</sup> <b>3</b> AgCdO, with test button <sup>1)</sup> <b>2</b> AgNi90/10, without test button <b>7</b> AgNi90/10, with test button					
<b>Enclosure</b>	<b>5</b> Cover with mounting brackets, 6.3mm quick connect terminals <b>9</b> Cover with DIN-snap-on attachment, vertical, 6.3mm quick connect terminals (on request)					
<b>Coil</b>	Coil code: please refer to coil versions table					

1) AgCdO contacts are discontinued and replaced with AgNi contacts (see PCN E-18-003016)

Product code	Contacts	Cont. material	Version	Enclosure	Coil	Coil	Part number
RMC05024	1 form Z,	AgCdO	Without	Mounting brackets	DC coil	24VDC	4-1393844-5
RMC05524	1 NO + 1 NC	AgCdO	test button	quick c. 6.3 mm	AC coil	24VAC	1393146-5
RMC05615	contact	AgCdO				115VAC	8-1393147-7
RMC05730		AgCdO				230VAC	1393146-6
RMC25024		AgNi			DC coil	24VDC	5-1415546-6
RMC25048		AgNi				48VDC	5-1415546-7
RMC25730		AgNi			AC coil	230VAC	5-1415544-9
RMC35024		AgCdO	With test button		DC coil	24VDC	1393146-7
RMD05024	1 form X,	AgCdO	Without			24VDC	1393146-9
RMD05524	1 NO contact	AgCdO	test button		AC coil	24VAC	1-1393146-1
RMD05615		AgCdO				115VAC	1415009-1
RMD05730		AgCdO				230VAC	4-1393844-7
RMD25012		AgNi			DC coil	12VDC	5-1415546-8
RMD25024		AgNi				24VDC	5-1415546-9
RMD25730		AgNi			AC coil	230VAC	6-1415544-0
RMD35024		AgCdO	With		DC coil	24VDC	2-1419136-2
RMD35730		AgCdO	test button		AC coil	230VAC	1393097-5

Компания «Life Electronics» занимается поставками электронных компонентов импортного и отечественного производства от производителей и со складов крупных дистрибьюторов Европы, Америки и Азии.

С конца 2013 года компания активно расширяет линейку поставок компонентов по направлению коаксиальный кабель, кварцевые генераторы и конденсаторы (керамические, пленочные, электролитические), за счёт заключения дистрибьюторских договоров

Мы предлагаем:

- Конкурентоспособные цены и скидки постоянным клиентам.
- Специальные условия для постоянных клиентов.
- Подбор аналогов.
- Поставку компонентов в любых объемах, удовлетворяющих вашим потребностям.
- Приемлемые сроки поставки, возможна ускоренная поставка.
- Доставку товара в любую точку России и стран СНГ.
- Комплексную поставку.
- Работу по проектам и поставку образцов.
- Формирование склада под заказчика.
- Сертификаты соответствия на поставляемую продукцию (по желанию клиента).
- Тестирование поставляемой продукции.
- Поставку компонентов, требующих военную и космическую приемку.
- Входной контроль качества.
- Наличие сертификата ISO.

В составе нашей компании организован Конструкторский отдел, призванный помогать разработчикам, и инженерам.

Конструкторский отдел помогает осуществить:

- Регистрацию проекта у производителя компонентов.
- Техническую поддержку проекта.
- Защиту от снятия компонента с производства.
- Оценку стоимости проекта по компонентам.
- Изготовление тестовой платы монтаж и пусконаладочные работы.



Тел: +7 (812) 336 43 04 (многоканальный)

Email: [org@lifeelectronics.ru](mailto:org@lifeelectronics.ru)