

Feed-through terminal block - PT 6/1P - 3061758

Please be informed that the data shown in this PDF Document is generated from our Online Catalog. Please find the complete data in the user's documentation. Our General Terms of Use for Downloads are valid (<http://download.phoenixcontact.com>)




Feed-through terminal block, Connection method: Push-in / plug connection, Cross section: 0.5 mm² - 10 mm², AWG: 20 - 8, Width: 8.2 mm, Color: gray, Mounting type: NS 35/15, NS 35/7,5

Product Features

- The push-in connection terminal blocks are characterized by the system features of the CLIPLINE complete system and by easy and tool-free wiring of conductors with ferrules or solid conductors
- The compact design and front connection enable wiring in a confined space
- In addition to the testing facility in the double function shaft, all terminal blocks provide an additional test connection
- Tested for railway applications



Key commercial data

Packing unit	1 PCE
Minimum order quantity	50 PCE
GTIN	 4 046356 649216
Custom tariff number	85369010
Country of origin	POLAND

Technical data

General

Number of levels	1
Number of connections	2
Color	gray
Insulating material	PA
Inflammability class according to UL 94	V0
Area of application	Railway industry
	Mechanical engineering

Feed-through terminal block - PT 6/1P - 3061758

Technical data

General

	Plant engineering
Maximum load current	41 A (with 6 mm ² conductor cross section)
Rated surge voltage	8 kV
Pollution degree	3
Surge voltage category	III
Insulating material group	I
Connection in acc. with standard	IEC 61984
Nominal current I _N	41 A
Nominal voltage U _N	1000 V
Open side panel	ja
Insertion/withdrawal cycles mechanical	100
Surge voltage test setpoint	9.8 kV
Result of surge voltage test	Test passed
Power frequency withstand voltage setpoint	4.26 kV
Result of power-frequency withstand voltage test	Test passed
Tight fit on carrier	NS 35
Setpoint	5 N
Result of tight fit test	Test passed
Conductor cross section short circuit testing	6 mm ²
Short-time current	0.72 kA
Short circuit stability result	Test passed
Proof of thermal characteristics (needle flame) effective duration	30 s
Result of thermal test	Test passed
Test specification, oscillation, broadband noise	DIN EN 50155 (VDE 0115-200):2008-03
Test spectrum	Service life test category 1, class B, body mounted
Test frequency	f ₁ = 5 Hz to f ₂ = 150 Hz
ASD level	1.857 (m/s ²) ² /Hz
Acceleration	0.8 g
Test duration per axis	5 h
Test directions	X-, Y- and Z-axis
Oscillation, broadband noise test result	Test passed
Test specification, shock test	DIN EN 50155 (VDE 0115-200):2008-03
Shock form	Half-sine
Acceleration	5 g
Shock duration	30 ms
Number of shocks per direction	3
Test directions	X-, Y- and Z-axis (pos. and neg.)

Feed-through terminal block - PT 6/1P - 3061758

Technical data

General

Shock test result	Test passed
Temperature index, insulating material (DIN EN 60216-1 (VDE 0304-21))	125 °C
Static insulating material application in cold	-60 °C

Dimensions

Width	8.2 mm
Length	57.7 mm
Height NS 35/7,5	43.5 mm
Height NS 35/15	51 mm

Connection data

Conductor cross section solid min.	0.5 mm ²
Conductor cross section solid max.	10 mm ²
Conductor cross section AWG/kcmil min.	20
Conductor cross section AWG/kcmil max.	8
Conductor cross section stranded min.	0.5 mm ²
Conductor cross section stranded max.	6 mm ²
Min. AWG conductor cross section, stranded	20
Max. AWG conductor cross section, stranded	10
Conductor cross section stranded, with ferrule without plastic sleeve min.	0.5 mm ²
Conductor cross section stranded, with ferrule without plastic sleeve max.	6 mm ²
Conductor cross section stranded, with ferrule with plastic sleeve min.	0.5 mm ²
Conductor cross section stranded, with ferrule with plastic sleeve max.	6 mm ²
2 conductors with same cross section, stranded, TWIN ferrules with plastic sleeve, min.	0.5 mm ²
2 conductors with same cross section, stranded, TWIN ferrules with plastic sleeve, max.	1.5 mm ²
Connection method	Push-in / plug connection
Stripping length	12 mm
Internal cylindrical gage	A5

Classifications

ETIM

ETIM 3.0	EC001283
ETIM 4.0	EC000897
ETIM 5.0	EC000897

Feed-through terminal block - PT 6/1P - 3061758

Classifications

UNSPSC

UNSPSC 11	39121410
UNSPSC 12.01	39121410
UNSPSC 13.2	39121410
UNSPSC 6.01	30211811
UNSPSC 7.0901	39121410

eCl@ss

eCl@ss 4.0	27141131
eCl@ss 4.1	27141131
eCl@ss 5.0	27141134
eCl@ss 5.1	27141134
eCl@ss 6.0	27141134
eCl@ss 7.0	27141134
eCl@ss 8.0	27141134

Approvals

Approvals

Approvals

UL Recognized / cUL Recognized / CSA / GOST / cULus Recognized

Ex Approvals


Approvals submitted

Approval details


UL Recognized		
	B	C
mm ² /AWG/kcmil	20-8	20-8
Nominal current I _N	40 A	40 A
Nominal voltage U _N	600 V	600 V

Feed-through terminal block - PT 6/1P - 3061758


Approvals

cUL Recognized 

	B	C
mm ² /AWG/kcmil	20-8	20-8
Nominal current I _N	40 A	40 A
Nominal voltage U _N	600 V	600 V

CSA 

	B	C	D
mm ² /AWG/kcmil	20-8	20-8	20-8
Nominal current I _N	40 A	40 A	40 A
Nominal voltage U _N	600 V	600 V	600 V

GOST 

cULus Recognized 

Accessories

Accessories

Assembly

Partition plate - ATP-ST 6 - 3024481



Partition plate, Length: 75 mm, Width: 2 mm, Height: 49 mm, Color: gray

Feed-through terminal block - PT 6/1P - 3061758

Accessories

DIN rail perforated - NS 35/ 7,5 PERF 2000MM - 0801733



DIN rail, material: steel galvanized and passivated with a thick layer, perforated, height 7.5 mm, width 35 mm, length: 2000 mm

DIN rail - NS 35/ 7,5 UNPERF 2000MM - 0801681



DIN rail, material: Steel, unperforated, height 7.5 mm, width 35 mm, length: 2 m

DIN rail - NS 35/ 7,5 WH PERF 2000MM - 1204119



DIN rail 35 mm (NS 35)

DIN rail - NS 35/ 7,5 WH UNPERF 2000MM - 1204122



DIN rail 35 mm (NS 35)

DIN rail, unperforated - NS 35/ 7,5 AL UNPERF 2000MM - 0801704



DIN rail, unperforated, Width: 35 mm, Height: 7.5 mm, Length: 2000 mm, Color: silver

Feed-through terminal block - PT 6/1P - 3061758

Accessories

DIN rail - NS 35/ 7,5 ZN PERF 2000MM - 1206421



DIN rail, material: Galvanized, perforated, height 7.5 mm, width 35 mm, length: 2 m

DIN rail - NS 35/ 7,5 ZN UNPERF 2000MM - 1206434



DIN rail, material: Galvanized, unperforated, height 7.5 mm, width 35 mm, length: 2 m

DIN rail - NS 35/ 7,5 CU UNPERF 2000MM - 0801762



DIN rail, material: Copper, unperforated, height 7.5 mm, width 35 mm, length: 2 m

End cap - NS 35/ 7,5 CAP - 1206560

DIN rail end piece, for DIN rail NS 35/7.5

DIN rail perforated - NS 35/15 PERF 2000MM - 1201730



DIN rail, material: steel galvanized and passivated with a thick layer, perforated, height 15 mm, width 35 mm, length: 2000 mm

Feed-through terminal block - PT 6/1P - 3061758

Accessories

DIN rail - NS 35/15 UNPERF 2000MM - 1201714



DIN rail, material: Steel, unperforated, height 15 mm, width 35 mm, length: 2 m

DIN rail - NS 35/15 WH PERF 2000MM - 0806602



DIN rail 35 mm (NS 35)

DIN rail - NS 35/15 WH UNPERF 2000MM - 1204135



DIN rail 35 mm (NS 35)

DIN rail, unperforated - NS 35/15 AL UNPERF 2000MM - 1201756



DIN rail, deep drawn, high profile, unperforated, 1.5 mm thick, material: aluminum, height 15 mm, width 35 mm, length 2000 mm

DIN rail - NS 35/15 ZN PERF 2000MM - 1206599



DIN rail, material: Galvanized, perforated, height 15 mm, width 35 mm, length: 2 m

Feed-through terminal block - PT 6/1P - 3061758

Accessories

DIN rail - NS 35/15 ZN UNPERF 2000MM - 1206586



DIN rail, material: Galvanized, unperforated, height 15 mm, width 35 mm, length: 2 m

DIN rail - NS 35/15 CU UNPERF 2000MM - 1201895



DIN rail, material: Copper, unperforated, 1.5 mm thick, height 15 mm, width 35 mm, length: 2 m

End cap - NS 35/15 CAP - 1206573



DIN rail end piece, for DIN rail NS 35/15

DIN rail - NS 35/15-2,3 UNPERF 2000MM - 1201798



DIN rail, material: Steel, unperforated, 2.3 mm thick, height 15 mm, width 35 mm, length: 2 m

End clamp - E/UK - 1201442



End clamp, for assembly on NS 32 or NS 35/7.5 DIN rail

Feed-through terminal block - PT 6/1P - 3061758

Accessories

End clamp - E/UK 1 - 1201413



End clamps, for supporting the ends of double-level and three-level terminal blocks, width: 10 mm, color: gray

End clamp - CLIPFIX 35 - 3022218



Quick mounting end clamp for NS 35/7,5 DIN rail or NS 35/15 DIN rail, with marking option, width: 9.5 mm, color: gray

End clamp - CLIPFIX 35-5 - 3022276



Quick mounting end clamp for NS 35/7,5 DIN rail or NS 35/15 DIN rail, with marking option, with parking option for FBS...5, FBS...6, KSS 5, KSS 6, width: 5.15 mm, color: gray

End clamp - E/NS 35 N - 0800886



End clamp, width: 9.5 mm, color: gray

Bridges

Plug-in bridge - FBS 10-8 - 3030323



Plug-in bridge, Number of positions: 10, Color: red

Feed-through terminal block - PT 6/1P - 3061758

Accessories

Plug-in bridge - FBS 5-8 - 3030310



Plug-in bridge, Number of positions: 5, Color: red

Plug-in bridge - FBS 4-8 - 3030307



Plug-in bridge, Number of positions: 4, Color: red

Plug-in bridge - FBS 3-8 - 3030297



Plug-in bridge, Number of positions: 3, Color: red

Plug-in bridge - FBS 2-8 - 3030284



Plug-in bridge, Number of positions: 2, Color: red

Plug-in bridge - FBS 6-8 - 3032470



Plug-in bridge, Number of positions: 6, Color: red

Feed-through terminal block - PT 6/1P - 3061758

Accessories

Reducing bridge - RB ST 6-1,5/S - 3213250



Reducing bridge, Number of positions: 2, Color: red

Plug-in bridge - FBSRH 2-8 - 3033802



Plug-in bridge, Number of positions: 2, Color: red

Plug-in bridge - FBSRH 3-8 - 3033803



Plug-in bridge, Number of positions: 3, Color: red

Plug-in bridge - FBSRH 4-8 - 3033804



Plug-in bridge, Number of positions: 4, Color: red

Covers

End cover - D-PT 6 - 3212044



End cover, Length: 57.7 mm, Width: 2.2 mm, Height: 42 mm, Color: gray

Feed-through terminal block - PT 6/1P - 3061758

Accessories

Spacer plate - DP PS-8 - 3036741



Spacer plate, Color: red

Marking

Coding star - PC - 3040588



Coding star, Length: 3 mm, Width: 3 mm, Height: 6 mm, Color: red

Zack marker strip - ZB 8:UNBEDRUCKT - 1052002



Zack marker strip, Strip, white, Unlabeled, Can be labeled with: Plotter, Mounting type: Snap into tall marker groove, For terminal block width: 8.2 mm, Lettering field: 10.5 x 8.15 mm

Zack marker strip - ZB 8 CUS - 0825011



Zack marker strip, Can be ordered: Strip, white, Labeled according to customer specifications, Mounting type: Snap into tall marker groove, For terminal block width: 8.2 mm, Lettering field: 10.5 x 8.15 mm

Marker for terminal blocks - UC-TM 8 - 0818072



Marker for terminal blocks, Sheet, white, Unlabeled, Can be labeled with: BLUEMARK CLED, BLUEMARK LED, Plotter, Mounting type: Snap into tall marker groove, For terminal block width: 8.2 mm, Lettering field: 7.6 x 10.5 mm

Feed-through terminal block - PT 6/1P - 3061758

Accessories

Marker for terminal blocks - UC-TM 8 CUS - 0824597



Marker for terminal blocks, Can be ordered: By sheet, white, Labeled according to customer specifications, Mounting type: Snap into tall marker groove, For terminal block width: 8.2 mm, Lettering field: 7.6 x 10.5 mm

Marker for terminal blocks - UCT-TM 8 - 0828740



Marker for terminal blocks, Sheet, white, Unlabeled, Can be labeled with: THERMOMARK CARD PLUS, THERMOMARK CARD, BLUEMARK CLED, BLUEMARK LED, Mounting type: Snap into tall marker groove, For terminal block width: 8.2 mm, Lettering field: 7.6 x 10.5 mm

Marker for terminal blocks - UCT-TM 8 CUS - 0829616



Marker for terminal blocks, Can be ordered: By sheet, white, Labeled according to customer specifications, Mounting type: Snap into tall marker groove, For terminal block width: 8.2 mm, Lettering field: 7.6 x 10.5 mm

Zack Marker strip, flat - ZBF 8:UNBEDRUCKT - 0808781



Zack Marker strip, flat, Strip, white, Unlabeled, Can be labeled with: Plotter, Mounting type: Snap into flat marker groove, For terminal block width: 8 mm, Lettering field: 5.15 x 8.15 mm

Zack Marker strip, flat - ZBF 8 CUS - 0825030



Zack Marker strip, flat, Can be ordered: Strip, white, Labeled according to customer specifications, Mounting type: Snap into flat marker groove, For terminal block width: 8 mm, Lettering field: 5.15 x 8.15 mm

Feed-through terminal block - PT 6/1P - 3061758

Accessories

Marker for terminal blocks - UC-TMF 8 - 0818137



Marker for terminal blocks, Sheet, white, Unlabeled, Can be labeled with: BLUEMARK CLED, BLUEMARK LED, Plotter, Mounting type: Snap into flat marker groove, For terminal block width: 8.2 mm, Lettering field: 7.6 x 5.1 mm

Marker for terminal blocks - UC-TMF 8 CUS - 0824654



Marker for terminal blocks, Can be ordered: By sheet, white, Labeled according to customer specifications, Mounting type: Snap into flat marker groove, For terminal block width: 8.2 mm, Lettering field: 7.6 x 5.1 mm

Marker for terminal blocks - UCT-TMF 8 - 0828748



Marker for terminal blocks, Sheet, white, Unlabeled, Can be labeled with: THERMOMARK CARD PLUS, THERMOMARK CARD, BLUEMARK CLED, BLUEMARK LED, Mounting type: Snap into flat marker groove, For terminal block width: 8.2 mm, Lettering field: 7.4 x 4.7 mm

Marker for terminal blocks - UCT-TMF 8 CUS - 0829672



Marker for terminal blocks, Can be ordered: By sheet, white, Labeled according to customer specifications, Mounting type: Snap into flat marker groove, For terminal block width: 8.2 mm, Lettering field: 7.4 x 4.7 mm

Marker for terminal blocks - TMT (EX9,5)R - 0828295



Marker for terminal blocks, Roll, white, Unlabeled, Can be labeled with: THERMOMARK ROLL, THERMOMARK X, THERMOMARK S1.1, Mounting type: Snap into universal marker groove, Snap into flat marker groove, Lettering field: 9.5 x 50000 mm

Plug/Adapter

Feed-through terminal block - PT 6/1P - 3061758

Accessories

Reducing bridge - RB ST 6-(2,5/4) - 3030860



Reducing bridge, Number of positions: 2, Color: red

Test plugs - MPS-MT - 0201744



Test plugs, Color: silver

Insulating sleeve - MPS-IH WH - 0201663



Insulating sleeve, Color: white

Insulating sleeve - MPS-IH RD - 0201676



Insulating sleeve, Color: red

Insulating sleeve - MPS-IH BU - 0201689



Insulating sleeve, Color: blue

Feed-through terminal block - PT 6/1P - 3061758

Accessories

Insulating sleeve - MPS-IH YE - 0201692



Insulating sleeve, Color: yellow

Insulating sleeve - MPS-IH GN - 0201702



Insulating sleeve, Color: green

Insulating sleeve - MPS-IH GY - 0201728



Insulating sleeve, Color: gray

Insulating sleeve - MPS-IH BK - 0201731



Insulating sleeve, Color: black

Test adapter - PAI-4-FIX BU - 3032729



Test adapter, Color: blue

Feed-through terminal block - PT 6/1P - 3061758

Accessories

Test adapter - PAI-4-FIX OG - 3034455



Test adapter, Color: orange

Test adapter - PAI-4-FIX YE - 3032745



Test adapter, Color: yellow

Test adapter - PAI-4-FIX RD - 3032732



Test adapter, Color: red

Test adapter - PAI-4-FIX GN - 3032758



Test adapter, Color: green

Test adapter - PAI-4-FIX BK - 3032774



Test adapter, Color: black

Feed-through terminal block - PT 6/1P - 3061758

Accessories

Test adapter - PAI-4-FIX GY - 3032790



Test adapter, Color: gray

Test adapter - PAI-4-FIX VT - 3032761



Test adapter, Color: violet

Test adapter - PAI-4-FIX BN - 3032787



Test adapter, Color: brown

Test adapter - PS-8 - 3031005



Test adapter, Color: red

Test adapter - PS-8/2,3MM RD - 3048564



Test adapter, Color: red

Software

Feed-through terminal block - PT 6/1P - 3061758

Accessories

Software - CLIP-PROJECT ADVANCED - 5146040



Multilingual software for easy planning of Phoenix Contact on DIN rails together with the integrated TRABTECH-select software module for planning comprehensive surge protection concepts.

Software - CLIP-PROJECT PROFESSIONAL - 5146053



Multi-lingual software for terminal strip project planning. A marking module allows professional labeling of markers and labels for marking terminal blocks, conductors, cables and devices. The additionally integrated software module TRABTECH-select for planning comprehensive surge protection concepts.

Tools

Screwdriver - SZF 2-0,8X4,0 - 1204520



Actuation tool, for ST terminal blocks, also suitable for use as a bladed screwdriver, size: 0.8 x 4.0 x 100 mm, 2-component grip, with non-slip grip

Mounting material - PT-IL - 3208090

Operating decal for the Push-in Technology



Additional products

Plug - PP-H 6/ 1 - 3061541



Plug, Connection method: Push-in connection, Number of positions: 1, Cross section: 0.5 mm² - 10 mm², AWG: 20 - 8, Width: 8.2 mm, Height: 49.3 mm, Color: gray

Feed-through terminal block - PT 6/1P - 3061758

Accessories

Plug - PP-H 6/ 1 BU - 3061554



Plug, Connection method: Push-in connection, Number of positions: 1, Cross section: 0.5 mm² - 10 mm², AWG: 20 - 8, Width: 8.2 mm, Height: 49.3 mm, Color: blue

Plug - PP-H 6/ 1 GNYE - 3061567



Plug, Connection method: Push-in connection, Number of positions: 1, Cross section: 0.5 mm² - 10 mm², AWG: 20 - 8, Width: 8.2 mm, Height: 49.3 mm, Color: green-yellow

Plug - PP-H 6/10 - 3061651



Plug, Connection method: Push-in connection, Number of positions: 10, Cross section: 0.5 mm² - 10 mm², AWG: 20 - 8, Width: 82 mm, Height: 49.3 mm, Color: gray

Plug - PP-H 6/ 1-L - 3061664



Plug, single, for self-assembly, not bridgeable, one conductor can be connected, 1-pos.

Plug - PP-H 6/ 1-L BU - 3061677



Plug, single, for self-assembly, not bridgeable, one conductor can be connected, 1-pos.

Feed-through terminal block - PT 6/1P - 3061758

Accessories

Plug - PP-H 6/ 1-L GNYE - 3061680



Plug, single, for self-assembly, not bridgeable, one conductor can be connected, 1-pos.

Plug - PP-H 6/ 1-M - 3061693



Plug, single, for self-assembly, not bridgeable, one conductor can be connected, 1-pos.

Plug - PP-H 6/ 1-M BU - 3061703



Plug, single, for self-assembly, not bridgeable, one conductor can be connected, 1-pos.

Plug - PP-H 6/ 1-M GNYE - 3061716



Plug, single, for self-assembly, not bridgeable, one conductor can be connected, 1-pos.

Plug - PP-H 6/ 1-R - 3061729



Plug, single, for self-assembly, not bridgeable, one conductor can be connected, 1-pos.

Feed-through terminal block - PT 6/1P - 3061758

Accessories

Plug - PP-H 6/ 1-R BU - 3061732



Plug, single, for self-assembly, not bridgeable, one conductor can be connected, 1-pos.

Plug - PP-H 6/ 1-R GNYE - 3061745



Plug, single, for self-assembly, not bridgeable, one conductor can be connected, 1-pos.

Plug - PP-H 6/ 2 - 3061570



Plug, Connection method: Push-in connection, Number of positions: 2, Cross section: 0.5 mm² - 10 mm², AWG: 20 - 8, Width: 16.4 mm, Height: 49.3 mm, Color: gray

Plug - PP-H 6/ 3 - 3061583



Plug, Connection method: Push-in connection, Number of positions: 3, Cross section: 0.5 mm² - 10 mm², AWG: 20 - 8, Width: 24.6 mm, Height: 49.3 mm, Color: gray

Plug - PP-H 6/ 4 - 3061596



Plug, Connection method: Push-in connection, Number of positions: 4, Cross section: 0.5 mm² - 10 mm², AWG: 20 - 8, Width: 32.8 mm, Height: 49.3 mm, Color: gray

Feed-through terminal block - PT 6/1P - 3061758

Accessories

Plug - PP-H 6/ 5 - 3061606



Plug, Connection method: Push-in connection, Number of positions: 5, Cross section: 0.5 mm² - 10 mm², AWG: 20 - 8, Width: 41 mm, Height: 49.3 mm, Color: gray

Plug - PP-H 6/ 6 - 3061619



Plug, Connection method: Push-in connection, Number of positions: 6, Cross section: 0.5 mm² - 10 mm², AWG: 20 - 8, Width: 49.2 mm, Height: 49.3 mm, Color: gray

Plug - PP-H 6/ 7 - 3061622



Plug, Connection method: Push-in connection, Number of positions: 7, Cross section: 0.5 mm² - 10 mm², AWG: 20 - 8, Width: 57.4 mm, Height: 49.3 mm, Color: gray

Plug - PP-H 6/ 8 - 3061635



Plug, Connection method: Push-in connection, Number of positions: 8, Cross section: 0.5 mm² - 10 mm², AWG: 20 - 8, Width: 65.6 mm, Height: 49.3 mm, Color: gray

Plug - PP-H 6/ 9 - 3061648



Plug, Connection method: Push-in connection, Number of positions: 9, Cross section: 0.5 mm² - 10 mm², AWG: 20 - 8, Width: 73.8 mm, Height: 49.3 mm, Color: gray

Feed-through terminal block - PT 6/1P - 3061758

Accessories

Latching - PRZ - 3040614



Latching, Length: 3 mm, Width: 5.2 mm, Number of positions: 2, Color: orange

Latching - PR - 3040559



Latching, Number of positions: 1, Color: orange

Latching - PR/2 - 3040630



Latching, Number of positions: 2, Color: orange

Drawings

Circuit diagram



Компания «Life Electronics» занимается поставками электронных компонентов импортного и отечественного производства от производителей и со складов крупных дистрибьюторов Европы, Америки и Азии.

С конца 2013 года компания активно расширяет линейку поставок компонентов по направлению коаксиальный кабель, кварцевые генераторы и конденсаторы (керамические, пленочные, электролитические), за счёт заключения дистрибьюторских договоров

Мы предлагаем:

- Конкурентоспособные цены и скидки постоянным клиентам.
- Специальные условия для постоянных клиентов.
- Подбор аналогов.
- Поставку компонентов в любых объемах, удовлетворяющих вашим потребностям.
- Приемлемые сроки поставки, возможна ускоренная поставка.
- Доставку товара в любую точку России и стран СНГ.
- Комплексную поставку.
- Работу по проектам и поставку образцов.
- Формирование склада под заказчика.
- Сертификаты соответствия на поставляемую продукцию (по желанию клиента).
- Тестирование поставляемой продукции.
- Поставку компонентов, требующих военную и космическую приемку.
- Входной контроль качества.
- Наличие сертификата ISO.

В составе нашей компании организован Конструкторский отдел, призванный помогать разработчикам, и инженерам.

Конструкторский отдел помогает осуществить:

- Регистрацию проекта у производителя компонентов.
- Техническую поддержку проекта.
- Защиту от снятия компонента с производства.
- Оценку стоимости проекта по компонентам.
- Изготовление тестовой платы монтаж и пусконаладочные работы.



Тел: +7 (812) 336 43 04 (многоканальный)

Email: org@lifeelectronics.ru