

REVISIONS				
REV.	ECN/E-R	DESCRIPTION	DATE	APPROVED
A		PROPOSAL	JUL22/09	



MATERIAL:
COPPER ALLOY

PLATING OPTION Y=2:
2.54um MIN. NICKEL

PLATING OPTION Y=3:
3.81um MIN. MATTE TIN
OVER 1.27um MIN. NICKEL.

LIGHT PIPE:
CLEAR POLYCARBONATE

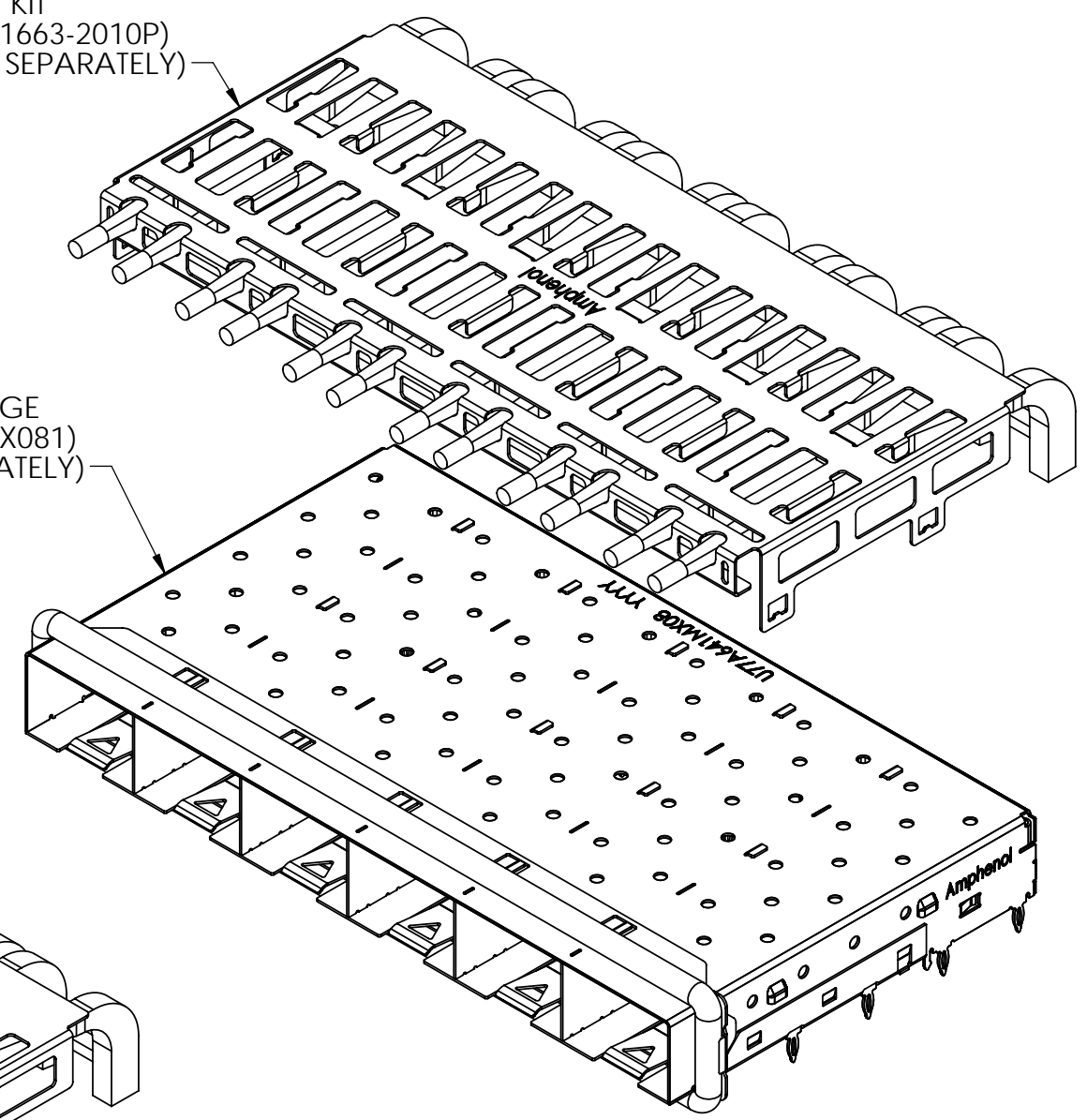
BRACKET FOR LIGHT PIPE:
STAINLESS STEEL

PACKAGING:
TRAY PACKAGING

TEMPERATURE RANGE:
-40C TO +85C

LIGHT PIPE KIT
(P/N: U77-1663-2010P)
(IF ORDER SEPARATELY)

SFP+PRESS FIT CAGE
(P/N U77-A641M-X081)
(IF ORDER SEPARATELY)



P/N: U77-C641M-X081 SHOWN

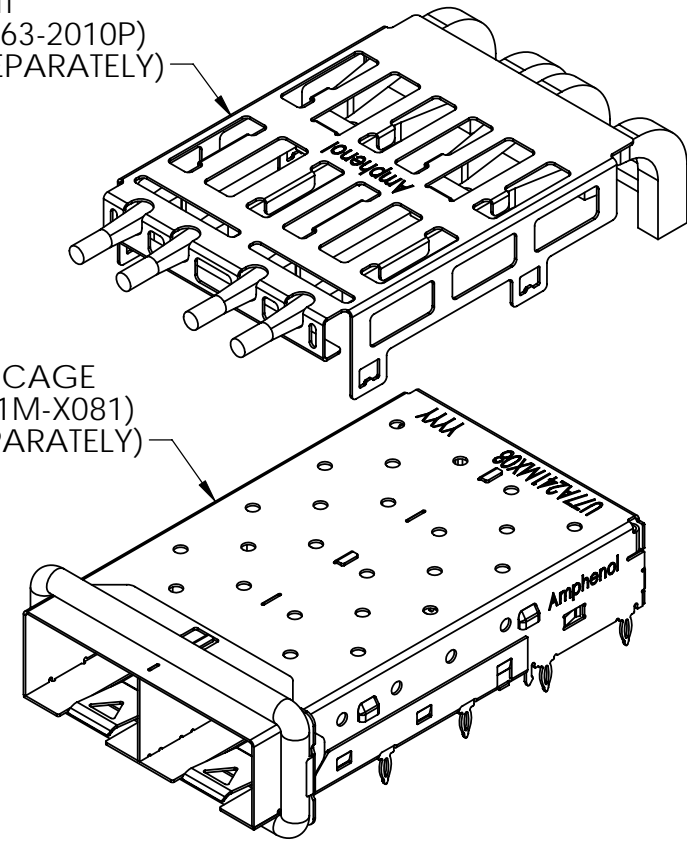
AMPHENOL PART NUMBER CONFIGURATION

U77 - C X 4 1 M - X 0 8 1

- PACKAGING
1 = TRAY PACKAGING
- PLATING
2 = NICKEL PLATING
3 = MATTE TIN PLATING
- NUMBER OF PORTS
2 = 2 PORTS
4 = 4 PORTS
6 = 6 PORTS

LIGHT PIPE KIT
(P/N: U77-1263-2010P)
(IF ORDER SEPARATELY)

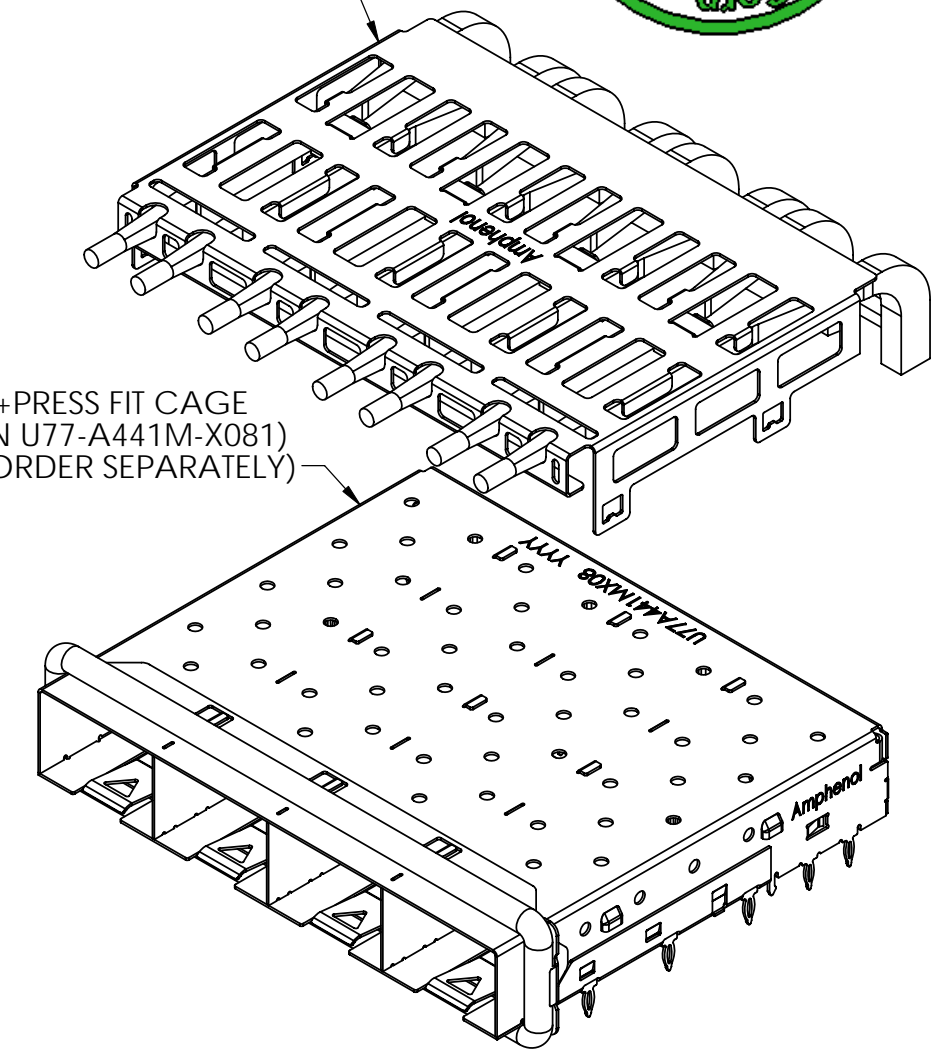
SFP+PRESS FIT CAGE
(P/N U77-A241M-X081)
(IF ORDER SEPARATELY)



P/N: U77-C241M-X081 SHOWN

LIGHT PIPE KIT
(P/N: U77-1463-2010P)
(IF ORDER SEPARATELY)

SFP+PRESS FIT CAGE
(P/N U77-A441M-X081)
(IF ORDER SEPARATELY)



P/N: U77-C441M-X081 SHOWN

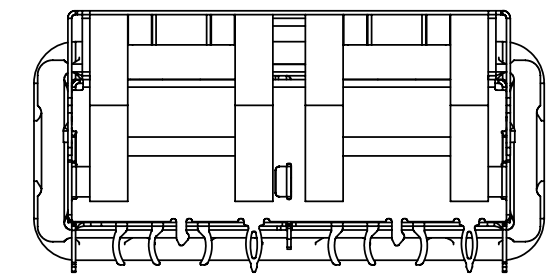
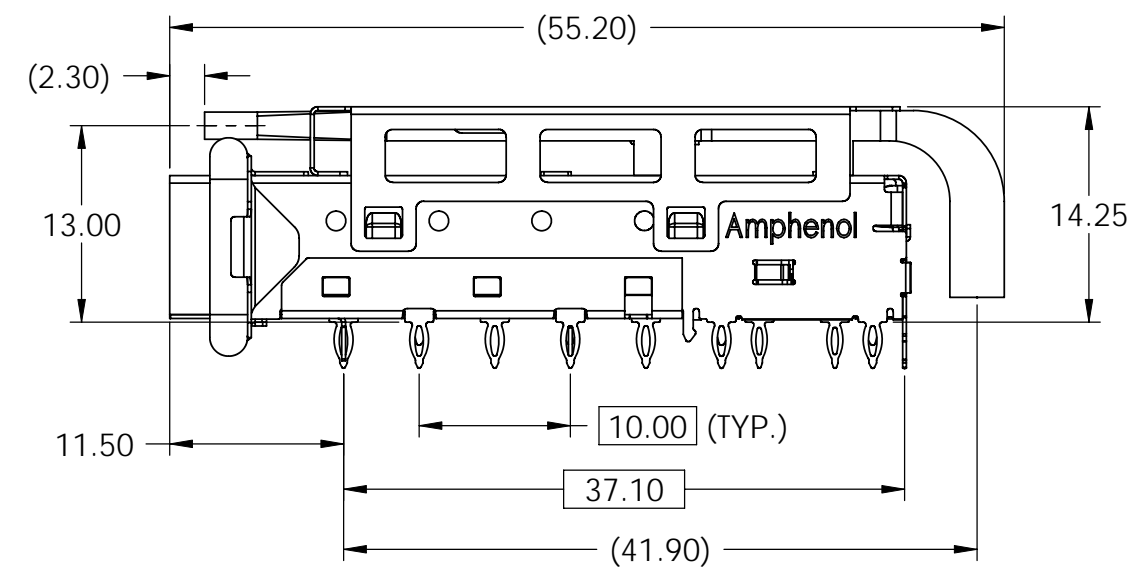
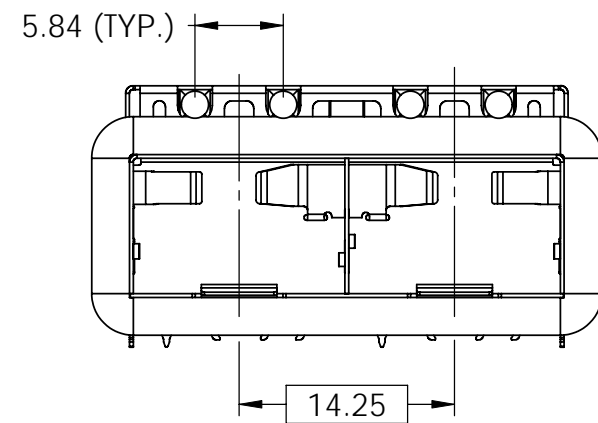
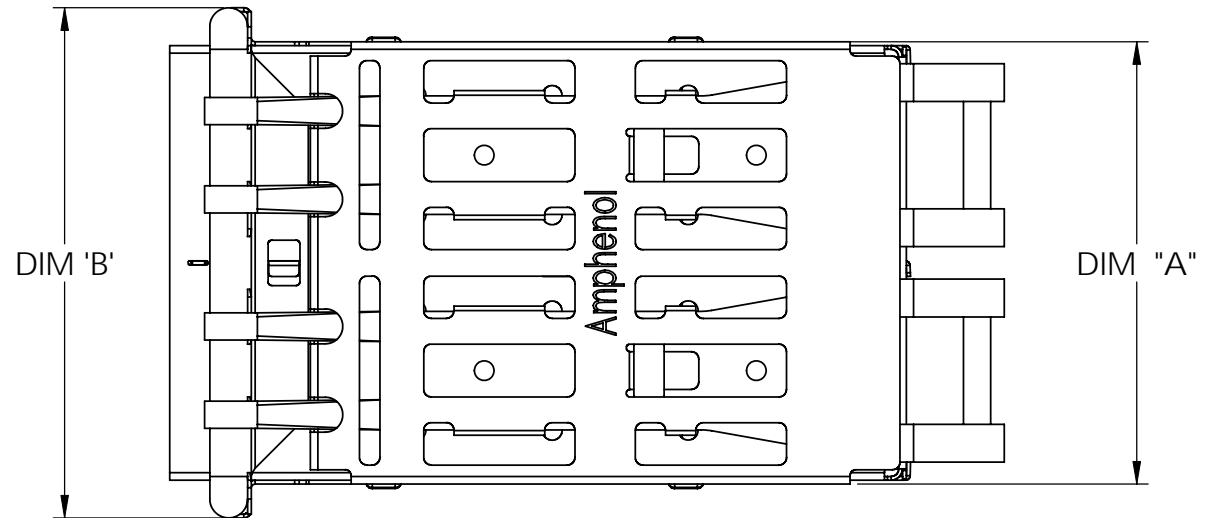
DO NOT SCALE DRAWING

THIS DOCUMENT CONTAINS PROPRIETARY INFORMATION AND SUCH INFORMATION MAY NOT BE DISCLOSED TO OTHERS FOR ANY PURPOSE OR USED FOR MANUFACTURING PURPOSES WITHOUT PERMISSION FROM AMPHENOL CANADA CORP.

UNLESS OTHERWISE SPECIFIED DIMENSIONS ARE IN MILLIMETERS TOLERANCES ARE:		APPROVALS		DATE	Amphenol Canada Corp.	
DECIMALS X.X ± 0.38 X.XX ± 0.25	ANGLES ± 1°	DRAWN	J.SI	JUL21/09	TITLE	
MATERIAL AND FINISH SEE NOTE 1		DESIGNED			1XN SFP+ CAGE ELASTOMER EMI GASKET, WITH LIGHT PIPE	
REF.		CHECKED			SIZE A3	DWG. NO P-U77-CX41M-X081
CODE IDENT. NO.	03554	QA APPD			REV. A	
		IE APPD			SCALE 3:2	PROJECT
		DWG APPD			SHEET	1 OF 11

PART NUMBER	DIM"A"	DIM"B"
U77-C261M-X081	29.25	33.75
U77-C461M-X081	57.75	62.25
U77-C661M-X081	86.25	90.75

REVISIONS				
REV.	ECN/E-R	DESCRIPTION	DATE	APPROVED
A		PROPOSAL	JUL22/09	



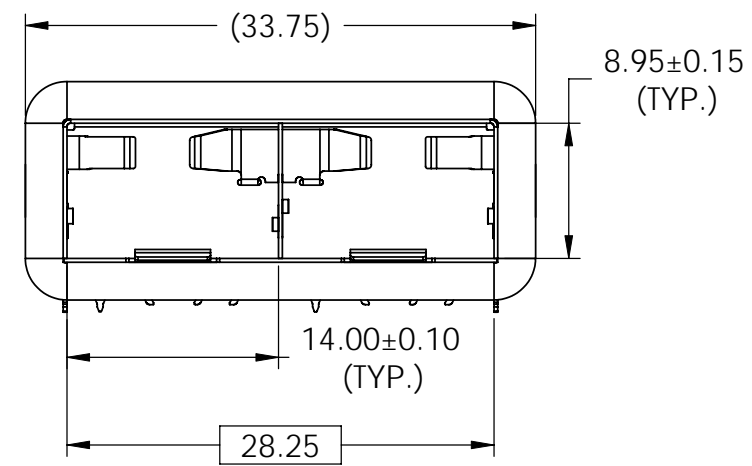
DO NOT SCALE DRAWING

THIS DOCUMENT CONTAINS PROPRIETARY INFORMATION AND SUCH INFORMATION MAY NOT BE DISCLOSED TO OTHERS FOR ANY PURPOSE OR USED FOR MANUFACTURING PURPOSES WITHOUT PERMISSION FROM AMPHENOL CANADA CORP.

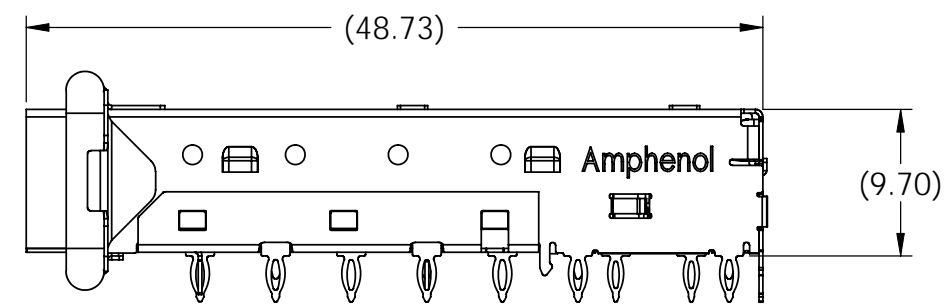
UNLESS OTHERWISE SPECIFIED DIMENSIONS ARE IN MILLIMETERS TOLERANCES ARE: DECIMALS ANGLES X.X ± 0.38 ± 1° X.XX ± 0.25 MATERIAL AND FINISH SEE NOTE 1 REF. CODE IDENT. NO. 03554	APPROVALS	DATE	Amphenol Canada Corp. TITLE 1XN SFP+ CAGE ELASTOMER EMI GASKET, WITH LIGHT PIPE SIZE DWG. NO. REV. A3 P-U77-CX41M-X081 A
	DRAWN J.SI	JUL21/09	
	DESIGNED		
	CHECKED		
	QA APPD		
	IE APPD		
	DWG APPD		
	SCALE 1:1	PROJECT	SHEET 2 OF 11

REVISIONS

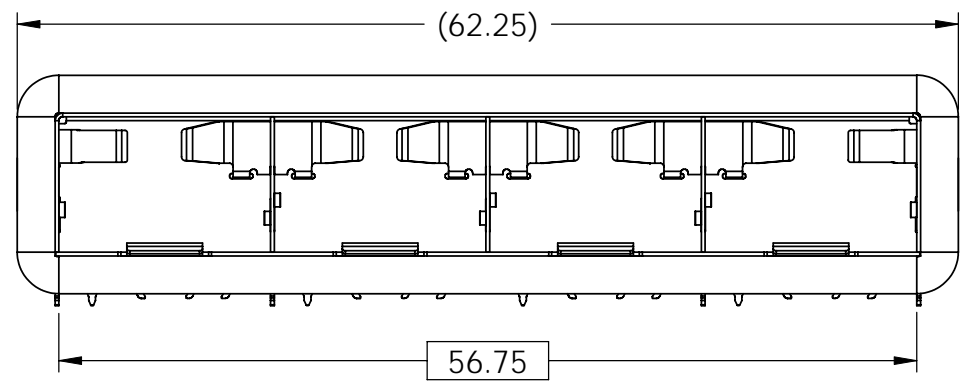
REV.	ECN/E-R	DESCRIPTION	DATE	APPROVED
A		PROPOSAL	JUL22/09	



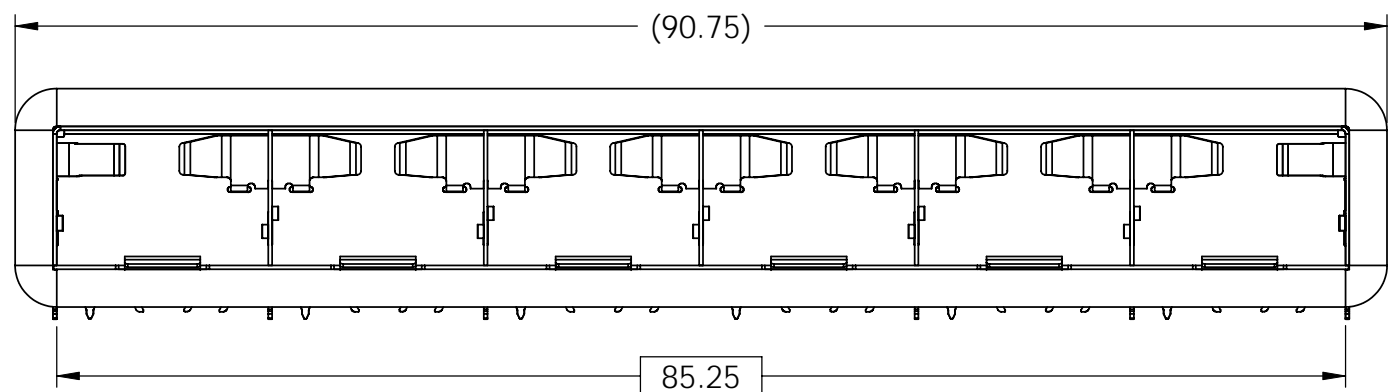
U77-A261M-X081



U77-A461M-X081



U77-A661M-X081



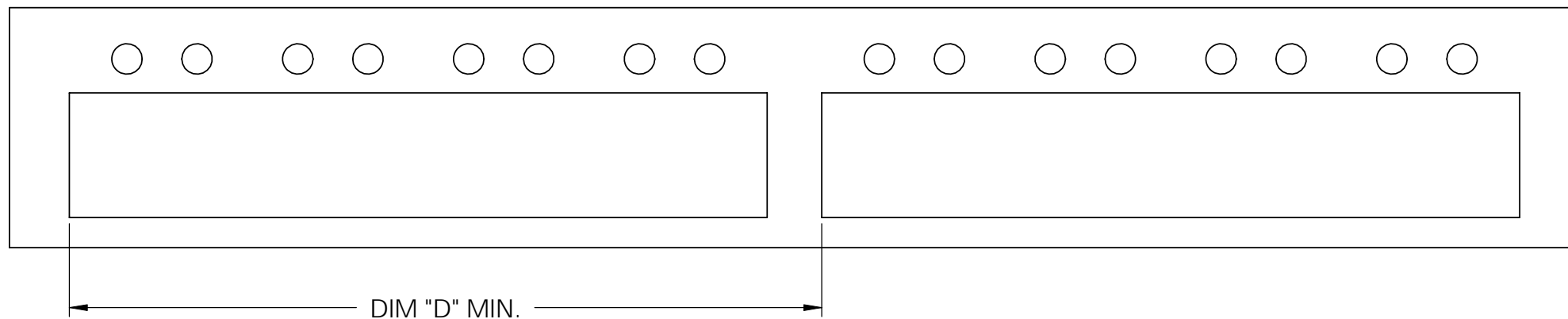
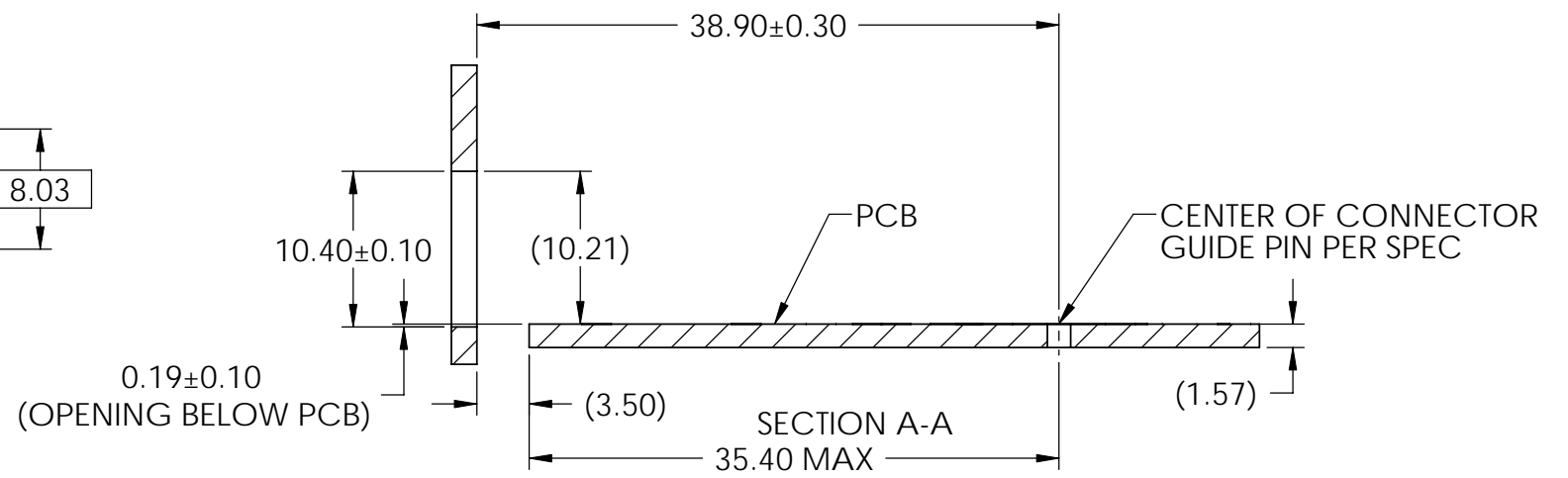
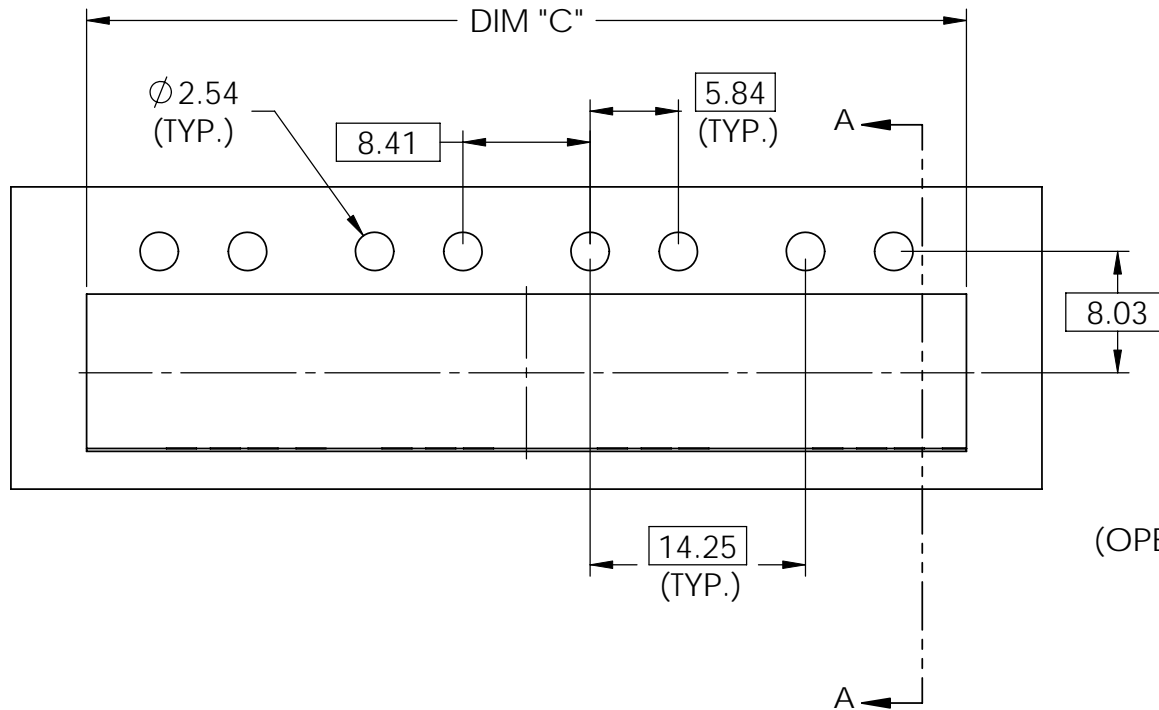
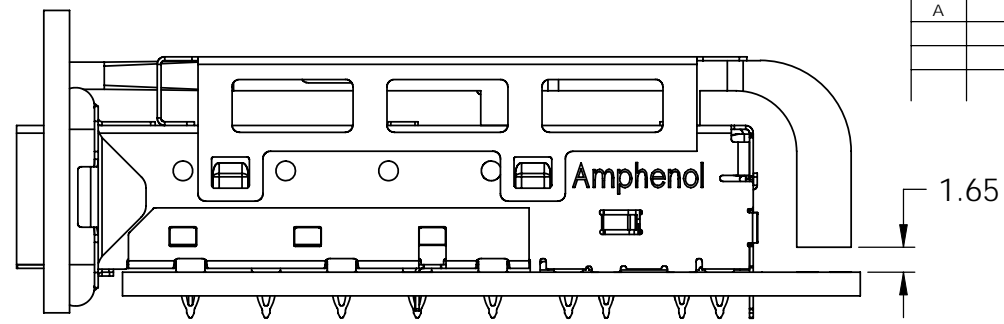
DO NOT SCALE DRAWING

THIS DOCUMENT CONTAINS PROPRIETARY INFORMATION AND SUCH INFORMATION MAY NOT BE DISCLOSED TO OTHERS FOR ANY PURPOSE OR USED FOR MANUFACTURING PURPOSES WITHOUT PERMISSION FROM AMPHENOL CANADA CORP.

<small>UNLESS OTHERWISE SPECIFIED DIMENSIONS ARE IN MILLIMETERS TOLERANCES ARE:</small> DECIMALS X.X ± 0.38 ANGLES ± 1° X.XX ± 0.25 MATERIAL AND FINISH SEE NOTE 1 REF. CODE IDENT. NO. 03554	APPROVALS	DATE	Amphenol Canada Corp.	
	DRAWN J.SI	JUL21/09		
	DESIGNED		SIZE A3	DWG. NO. P-U77-CX41M-X081
	CHECKED		SCALE 2:1	PROJECT
	QA APPD		SHEET 3 OF 11	
	IE APPD			
	DWG APPD			

PART NUMBER	DIM "C"	DIM "D"
U77-C241M-X081	29.70	34.25
U77-C441M-X081	58.20	62.75
U77-C641M-X081	86.70	91.25

REVISIONS				
REV.	ECN/E-R	DESCRIPTION	DATE	APPROVED
A		PROPOSAL	JUL22/09	



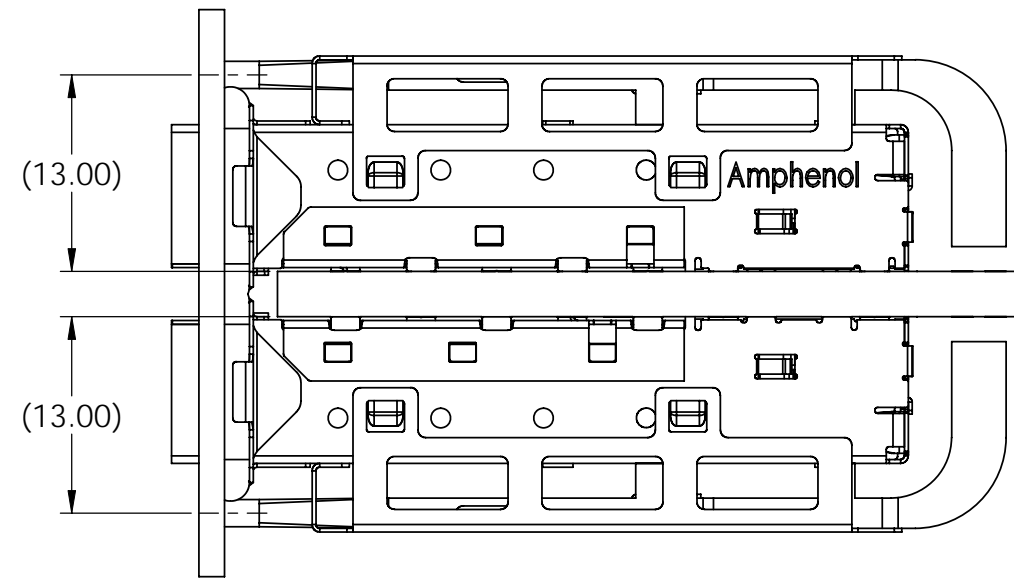
UNLESS OTHERWISE SPECIFIED DIMENSIONS ARE IN MILLIMETERS TOLERANCES ARE:		APPROVALS		DATE	Amphenol Canada Corp.	
DECIMALS	ANGLES	DRAWN	J.SI	JUL21/09	TITLE	
X.X ± 0.38	± 1°	DESIGNED			1XN SFP+ CAGE ELASTOMER EMI GASKET, WITH LIGHT PIPE	
X.XX ± 0.25		CHECKED			SIZE A3 DWG. NO. P-U77-CX41M-X081 REV. A	
MATERIAL AND FINISH		QA APPD			SCALE 2:1 PROJECT SHEET 4 OF 11	
SEE NOTE 1		IE APPD				
REF.		DWG APPD				
CODE IDENT. NO.	03554					

DO NOT SCALE DRAWING

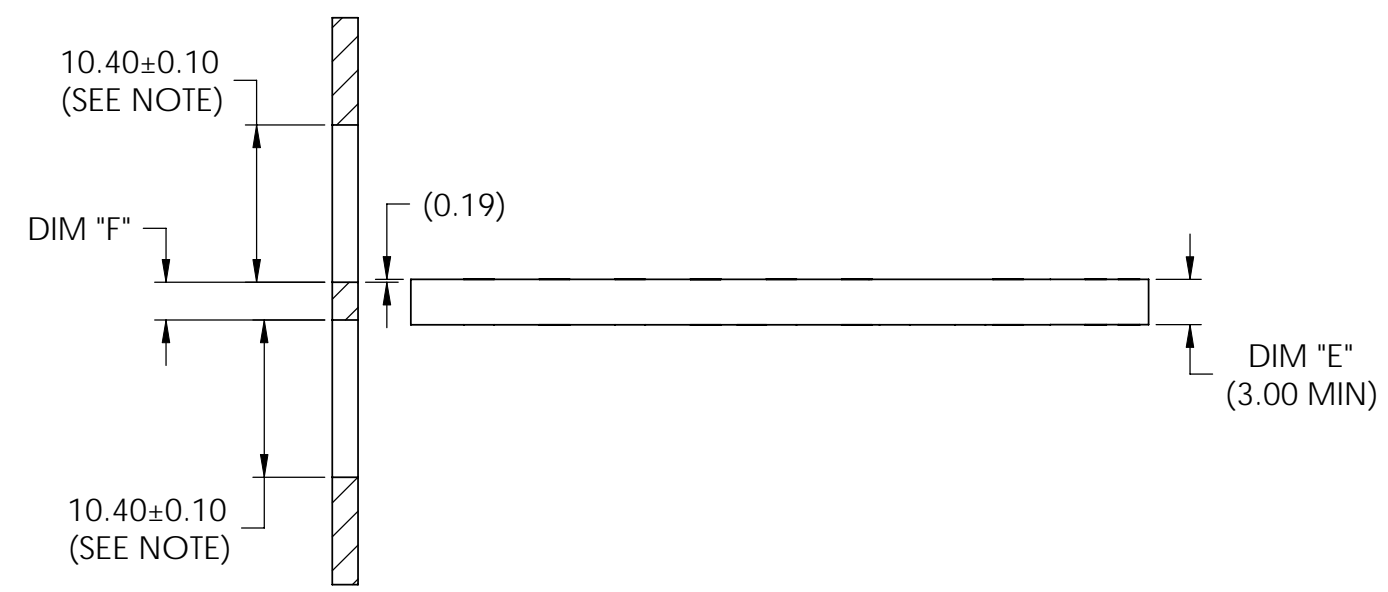
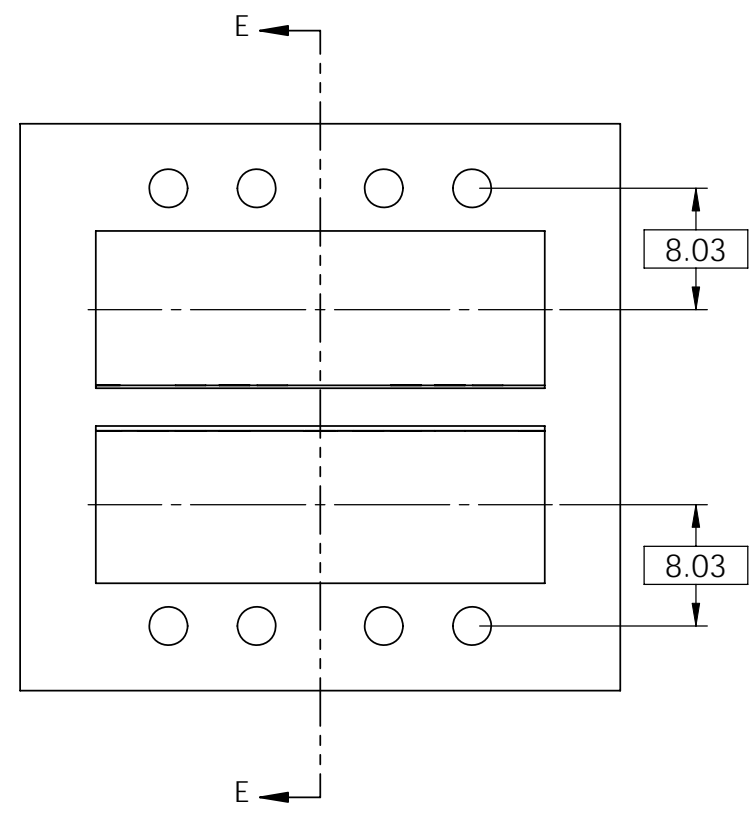
THIS DOCUMENT CONTAINS PROPRIETARY INFORMATION AND SUCH INFORMATION MAY NOT BE DISCLOSED TO OTHERS FOR ANY PURPOSE OR USED FOR MANUFACTURING PURPOSES WITHOUT PERMISSION FROM AMPHENOL CANADA CORP.

REVISIONS				
REV.	ECN/E-R	DESCRIPTION	DATE	APPROVED
A		PROPOSAL	JUL22/09	

D
C
B
A



NOTE:
 PANEL CUTOUT SIZES PER SFF 8433 SPEC. FOR BELLY TO BELLY MOUNTING, DIM "E" (PCB THICKNESS) IS 3.0 mm MIN. DIM "F" RELATED TO DIM "E". FOR DIM "F" = DIM "E" - 0.44 mm. THE PANEL CUTOUT 10.40 mm MIGHT BE INCREASED UP TO 10.80 mm IN ORDER TO ACCOMMODATE PCB TOLERANCE.



SECTION E-E

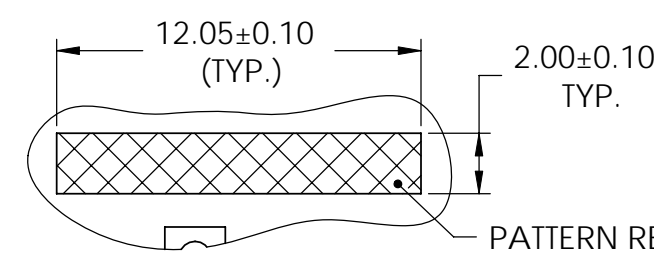
DO NOT SCALE DRAWING

THIS DOCUMENT CONTAINS PROPRIETARY INFORMATION AND SUCH INFORMATION MAY NOT BE DISCLOSED TO OTHERS FOR ANY PURPOSE OR USED FOR MANUFACTURING PURPOSES WITHOUT PERMISSION FROM AMPHENOL CANADA CORP.

UNLESS OTHERWISE SPECIFIED DIMENSIONS ARE IN MILLIMETERS TOLERANCES ARE:		APPROVALS		DATE	Amphenol Canada Corp.	
DECIMALS	ANGLES	DRAWN	J.SI	JUL21/09	TITLE	
X.X ± 0.38	± 1°	DESIGNED			1XN SFP+ CAGE ELASTOMER EMI GASKET, WITH LIGHT PIPE	
X.XX ± 0.25		CHECKED			SIZE A3 DWG. NO. P-U77-CX41M-X081 REV. A	
MATERIAL AND FINISH		QA APPD			SCALE 2:1 PROJECT SHEET 5 OF 11	
SEE NOTE 1		IE APPD				
REF.		DWG APPD				
CODE IDENT. NO.	03554					

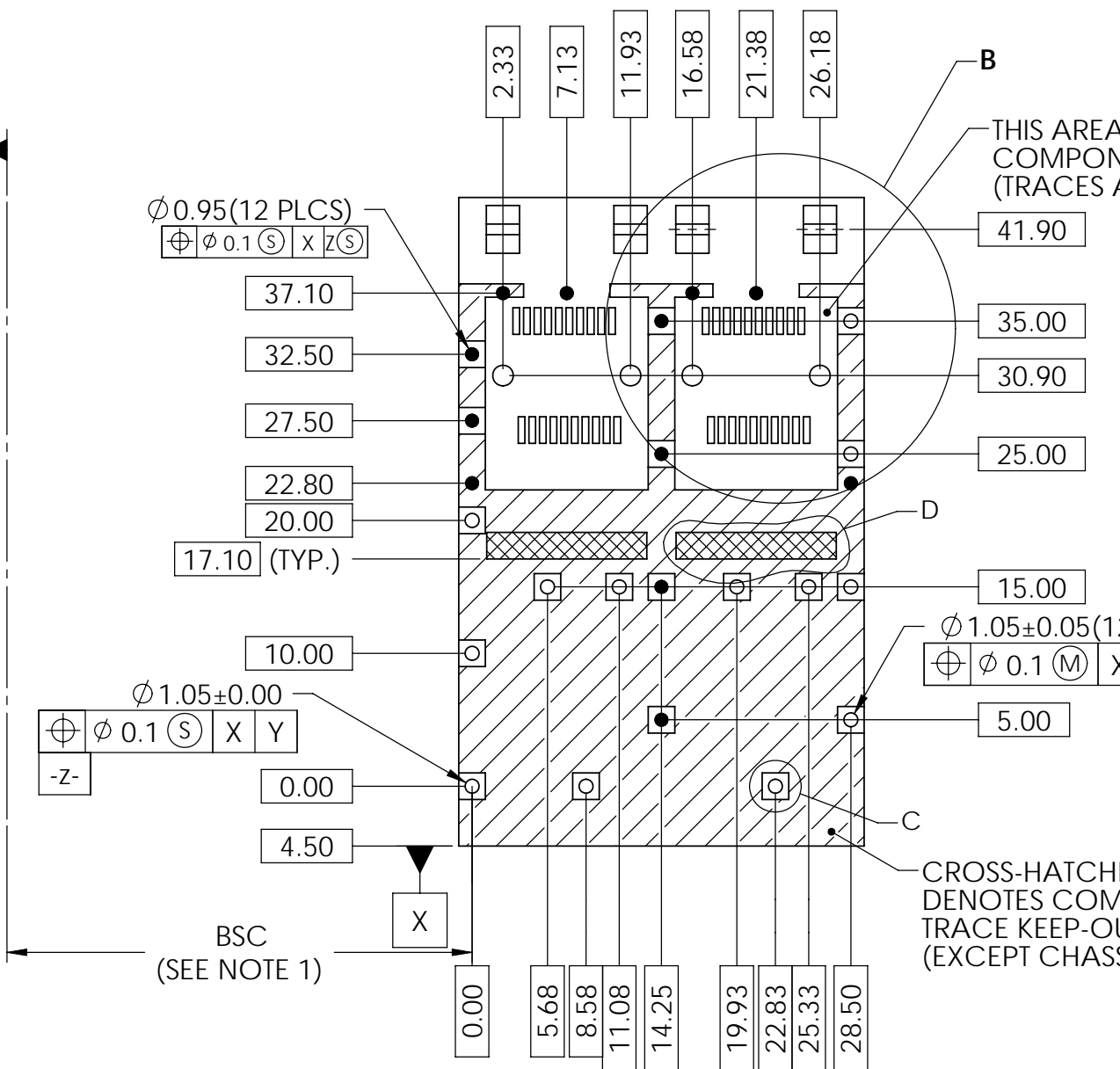
- NOTES:
 1. DATUM AND BASIC DIMENSIONS ESTABLISHED BY CUSTOMER.
 2. PADS AND VIAS ARE CHASSIS GROUND.
 3. THRU-HOLES, PLATING OPTIONAL.
 4. SEE DRAWINGS P-UX76-A20-X00XX FOR CONNECTOR LAYOUT.

REVISIONS				
REV.	ECN/E-R	DESCRIPTION	DATE	APPROVED
A		PROPOSAL	JUL22/09	



DETAIL D
SCALE 4 : 1

PATTERN REPEATS FOR EACH PORT.
 SPACING BETWEEN PORTS IS 14.25mm.
 APPLIES TO ALL GANGED LAYOUTS

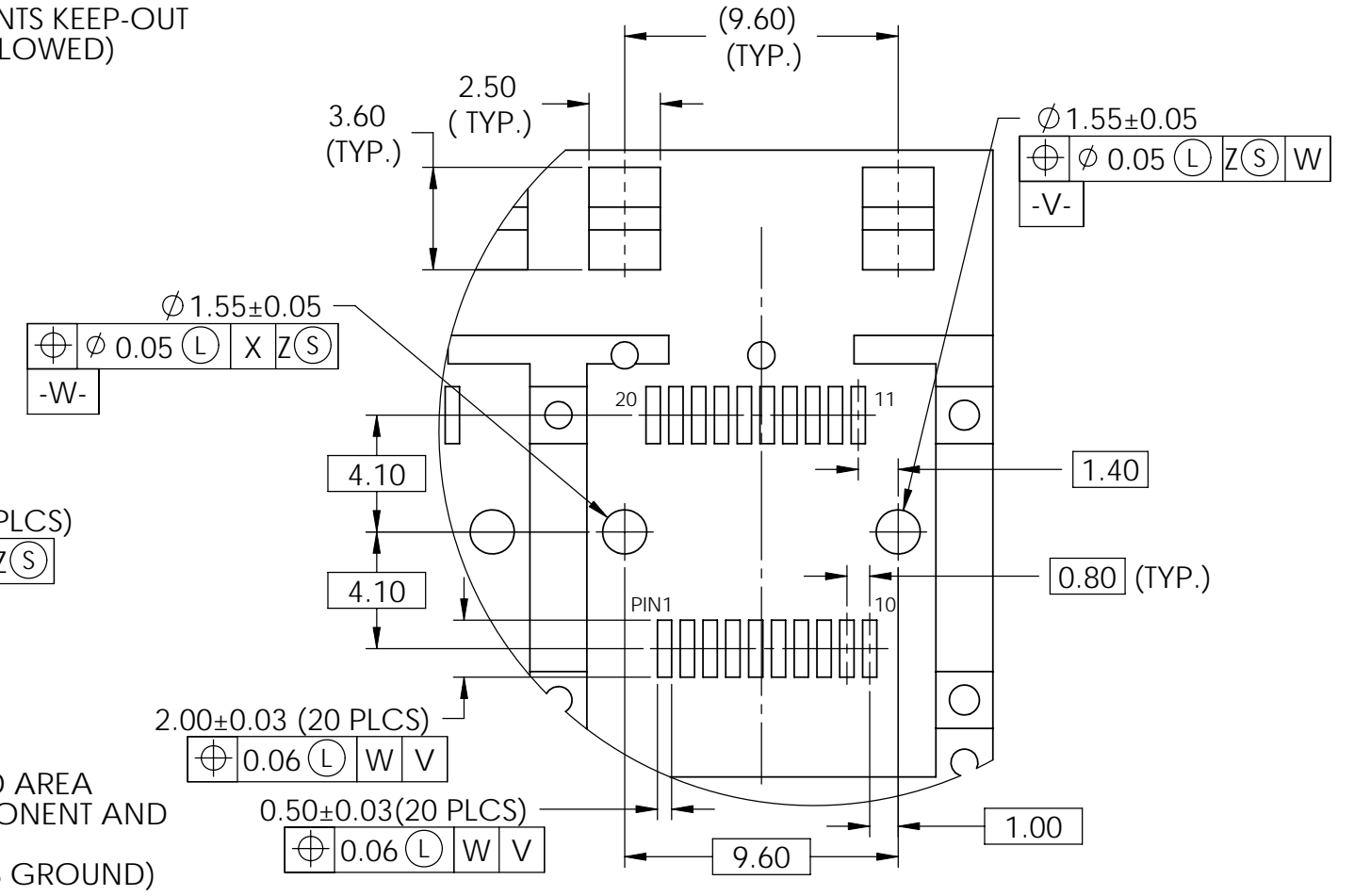


THIS AREA DENOTES
 COMPONENTS KEEP-OUT
 (TRACES ALLOWED)

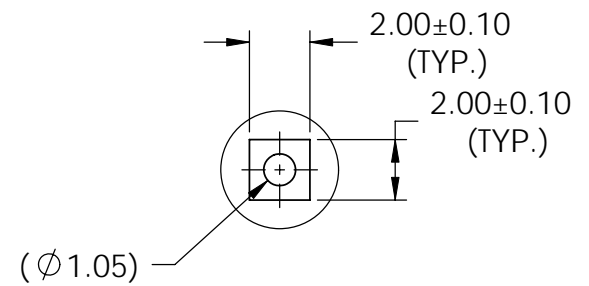
$\phi 1.05 \pm 0.05$ (12 PLCS)
 $\phi 0.1$ (M) X Z (S)

CROSS-HATCHED AREA
 DENOTES COMPONENT AND
 TRACE KEEP-OUT
 (EXCEPT CHASSIS GROUND)

BSC
 (SEE NOTE 1)



DETAIL B
SCALE 4 : 1



DETAIL C
SCALE 4 : 1

**RECOMMENDED PCB DESIGN
 FOR SINGLE SIDE MOUNTING
 (P/N U77-C261M-X081)**

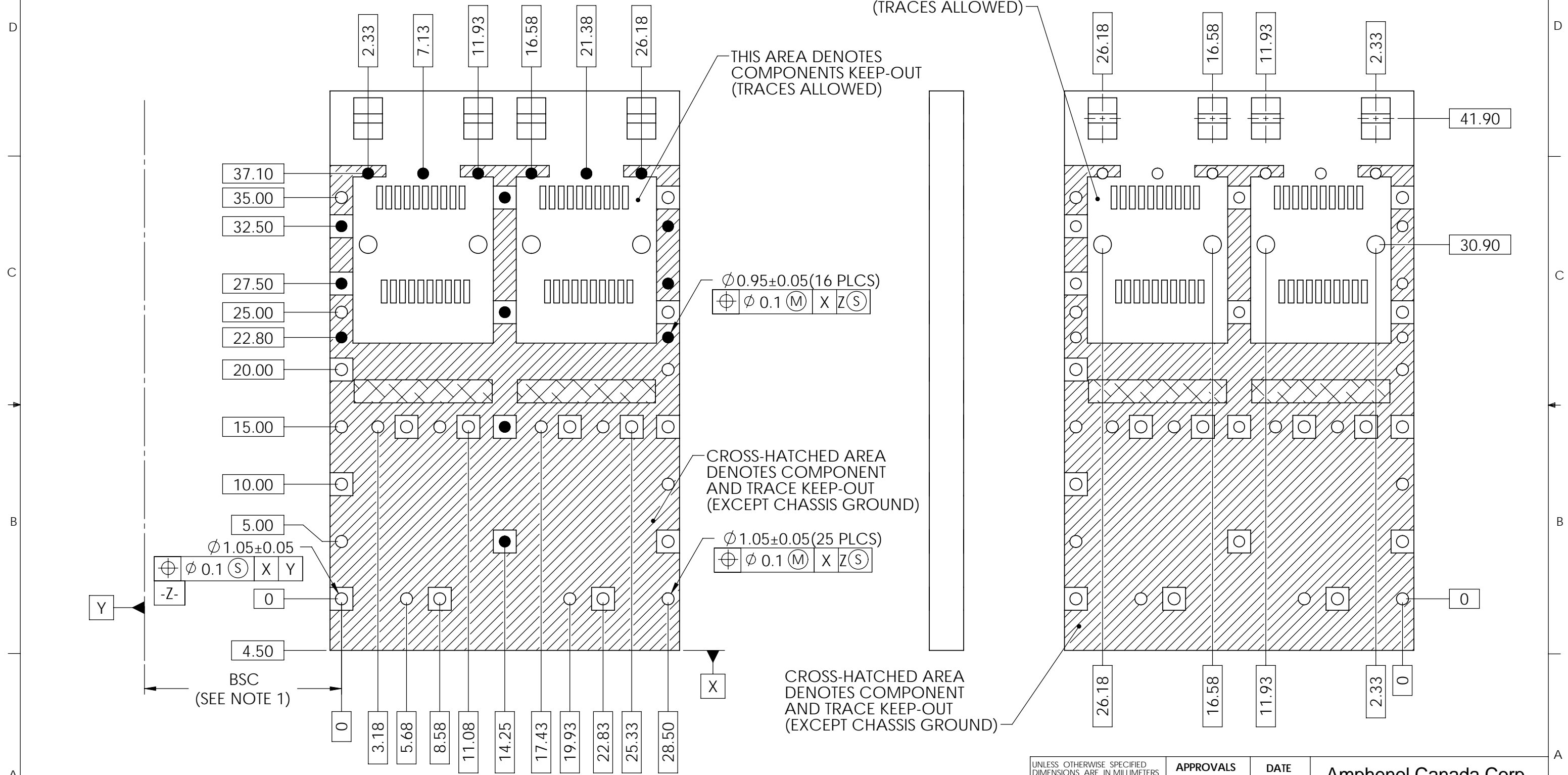
DO NOT SCALE DRAWING

THIS DOCUMENT CONTAINS PROPRIETARY INFORMATION AND SUCH INFORMATION MAY NOT BE DISCLOSED TO OTHERS FOR ANY PURPOSE OR USED FOR MANUFACTURING PURPOSES WITHOUT PERMISSION FROM AMPHENOL CANADA CORP.

UNLESS OTHERWISE SPECIFIED DIMENSIONS ARE IN MILLIMETERS TOLERANCES ARE: DECIMALS ANGLES X.X ± 0.38 ± 1° X.XX ± 0.25	APPROVALS	DATE	Amphenol Canada Corp.
	DRAWN J.SI	JUL21/09	
MATERIAL AND FINISH SEE NOTE 1	DESIGNED		1XN SFP+ CAGE ELASTOMER EMI GASKET, WITH LIGHT PIPE
	CHECKED		
REF.	QA APPD		SIZE A3
CODE IDENT. NO. 03554	IE APPD		DWG. NO. P-U77-CX41M-X081
	DWG APPD		SCALE 2:1
			PROJECT SHEET 6 OF 11

- NOTES:
 1. DATUM AND BASIC DIMENSIONS ESTABLISHED BY CUSTOMER.
 2. PADS AND VIAS ARE CHASSIS GROUND.
 3. THRU-HOLES, PLATING OPTIONAL.
 4. SEE DRAWINGS P-UX76-A20-X00XX FOR CONNECTOR LAYOUT.

REVISIONS				
REV.	ECN/E-R	DESCRIPTION	DATE	APPROVED
A		PROPOSAL	JUL22/09	



RECOMMENDED PCB DESIGN FOR BELLY TO BELLY MOUNTING

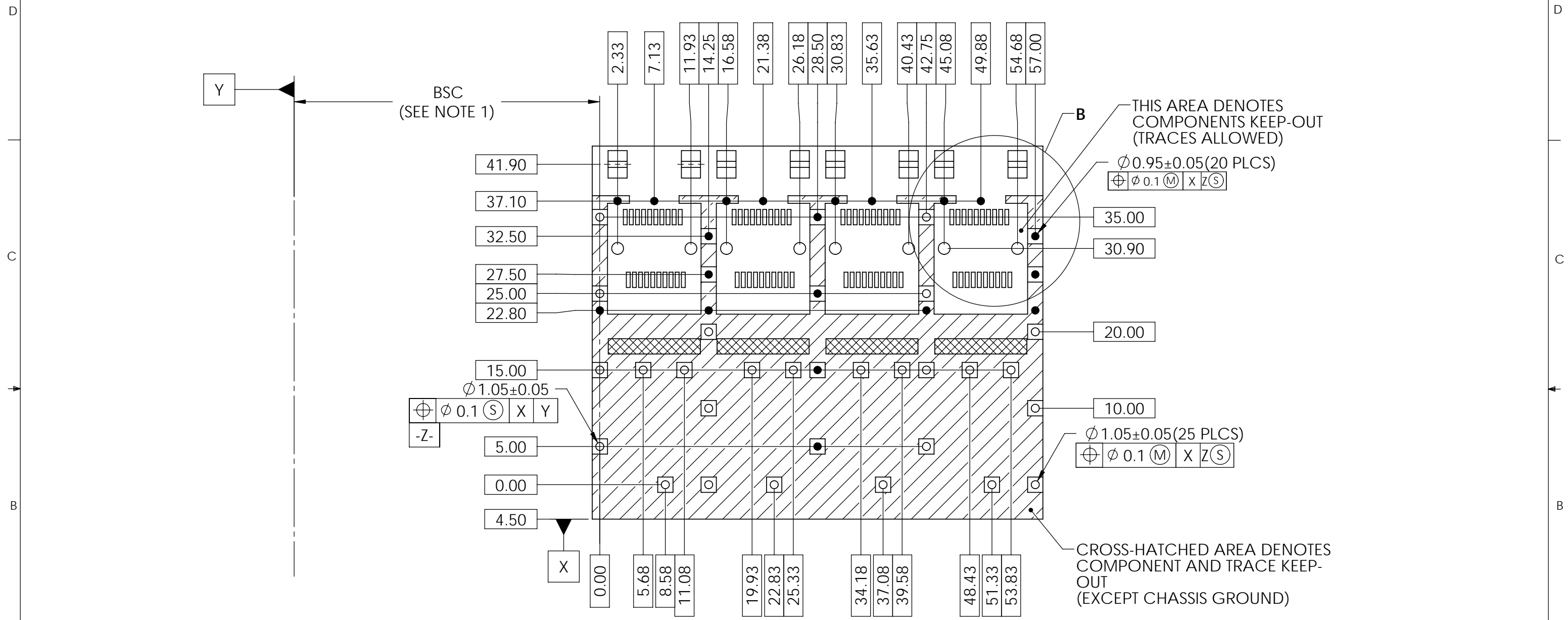
DO NOT SCALE DRAWING

THIS DOCUMENT CONTAINS PROPRIETARY INFORMATION AND SUCH INFORMATION MAY NOT BE DISCLOSED TO OTHERS FOR ANY PURPOSE OR USED FOR MANUFACTURING PURPOSES WITHOUT PERMISSION FROM AMPHENOL CANADA CORP.

UNLESS OTHERWISE SPECIFIED DIMENSIONS ARE IN MILLIMETERS TOLERANCES ARE: DECIMALS ANGLES X.X ± 0.38 ± 1° X.XX ± 0.25	APPROVALS	DATE	Amphenol Canada Corp. TITLE 1XN SFP+ CAGE ELASTOMER EMI GASKET, WITH LIGHT PIPE	
	DRAWN	J.SI		JUL21/09
	DESIGNED			
	CHECKED			
MATERIAL AND FINISH SEE NOTE 1	QA APPD			
REF.	IE APPD			
CODE IDENT. NO. 03554	DWG APPD			
		SCALE 3:1		
		PROJECT		
		SHEET 7 OF 11		

- NOTES:
 1. DATUM AND BASIC DIMENSIONS ESTABLISHED BY CUSTOMER.
 2. PADS AND VIAS ARE CHASSIS GROUND.
 3. THRU-HOLES, PLATING OPTIONAL.
 4. SEE DRAWINGS P-UX76-A20-X00XX FOR CONNECTOR LAYOUT.

REVISIONS				
REV.	ECN/E-R	DESCRIPTION	DATE	APPROVED
A		PROPOSAL	JUL22/09	



**RECOMMENDED PCB DESIGN
 FOR SINGLE SIDE MOUNTING
 (P/N U77-C461M-X081)**

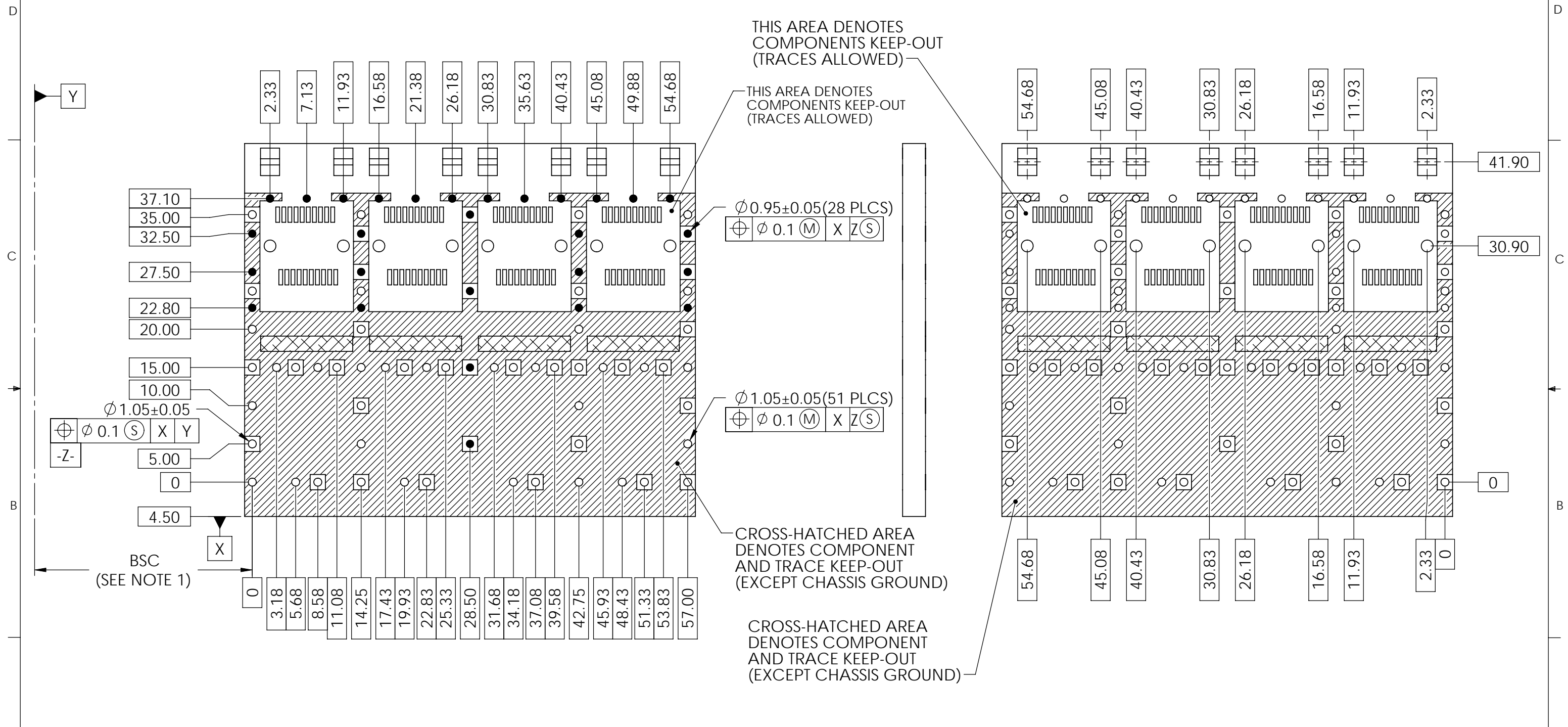
DO NOT SCALE DRAWING

THIS DOCUMENT CONTAINS PROPRIETARY INFORMATION AND SUCH INFORMATION MAY NOT BE DISCLOSED TO OTHERS FOR ANY PURPOSE OR USED FOR MANUFACTURING PURPOSES WITHOUT PERMISSION FROM AMPHENOL CANADA CORP.

UNLESS OTHERWISE SPECIFIED DIMENSIONS ARE IN MILLIMETERS TOLERANCES ARE: DECIMALS ANGLES X.X ± 0.38 ± 1° X.XX ± 0.25	APPROVALS	DATE	Amphenol Canada Corp. TITLE 1XN SFP+ CAGE ELASTOMER EMI GASKET, WITH LIGHT PIPE
	DRAWN J.SI	JUL21/09	
	DESIGNED		
	CHECKED		
MATERIAL AND FINISH SEE NOTE 1	QA APPD		SIZE A3
REF.	IE APPD		DWG. NO. P-U77-CX41M-X081
CODE IDENT. NO. 03554	DWG APPD		SCALE 1:1
			PROJECT
			SHEET 8 OF 11

- NOTES:
 1. DATUM AND BASIC DIMENSIONS ESTABLISHED BY CUSTOMER.
 2. PADS AND VIAS ARE CHASSIS GROUND.
 3. THRU-HOLES, PLATING OPTIONAL.
 4. SEE DRAWINGS P-UX76-A20-X00XX FOR CONNECTOR LAYOUT.

REVISIONS				
REV.	ECN/E-R	DESCRIPTION	DATE	APPROVED
A		PROPOSAL	JUL22/09	



**RECOMMENDED PCB DESIGN
 FOR BELLY TO BELLY MOUNTING**

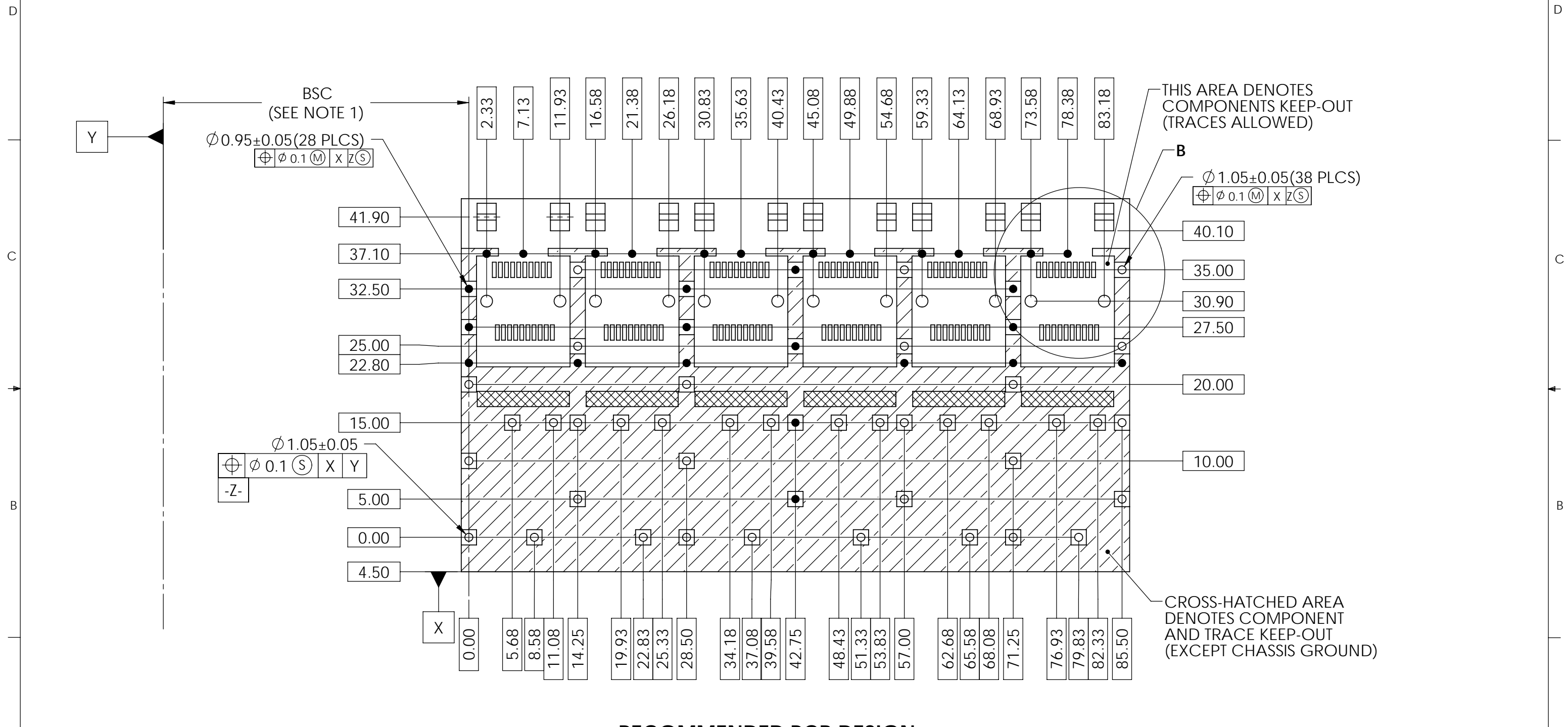
DO NOT SCALE DRAWING

THIS DOCUMENT CONTAINS PROPRIETARY INFORMATION AND SUCH INFORMATION MAY NOT BE DISCLOSED TO OTHERS FOR ANY PURPOSE OR USED FOR MANUFACTURING PURPOSES WITHOUT PERMISSION FROM AMPHENOL CANADA CORP.

UNLESS OTHERWISE SPECIFIED DIMENSIONS ARE IN MILLIMETERS TOLERANCES ARE: DECIMALS ANGLES X.X ± 0.38 ± 1° X.XX ± 0.25	APPROVALS		DATE	Amphenol Canada Corp. TITLE 1XN SFP+ CAGE ELASTOMER EMI GASKET, WITH LIGHT PIPE
	DRAWN	J.SI	JUL21/09	
	DESIGNED			
	CHECKED			
MATERIAL AND FINISH SEE NOTE 1	QA APPD			
REF.	IE APPD			SIZE A3
CODE IDENT. NO. 03554	DWG APPD			DWG. NO. P-U77-CX41M-X081
				SCALE 2:1
				PROJECT
				SHEET 9 OF 11

- NOTES:
 1. DATUM AND BASIC DIMENSIONS ESTABLISHED BY CUSTOMER.
 2. PADS AND VIAS ARE CHASSIS GROUND.
 3. THRU-HOLES, PLATING OPTIONAL.
 4. SEE DRAWINGS P-UX76-A20-X00XX FOR CONNECTOR LAYOUT.

REVISIONS				
REV.	ECN/E-R	DESCRIPTION	DATE	APPROVED
A		PROPOSAL	JUL22/09	



**RECOMMENDED PCB DESIGN
 FOR SINGLE SIDE MOUNTING
 (P/N U77-C661M-X081)**

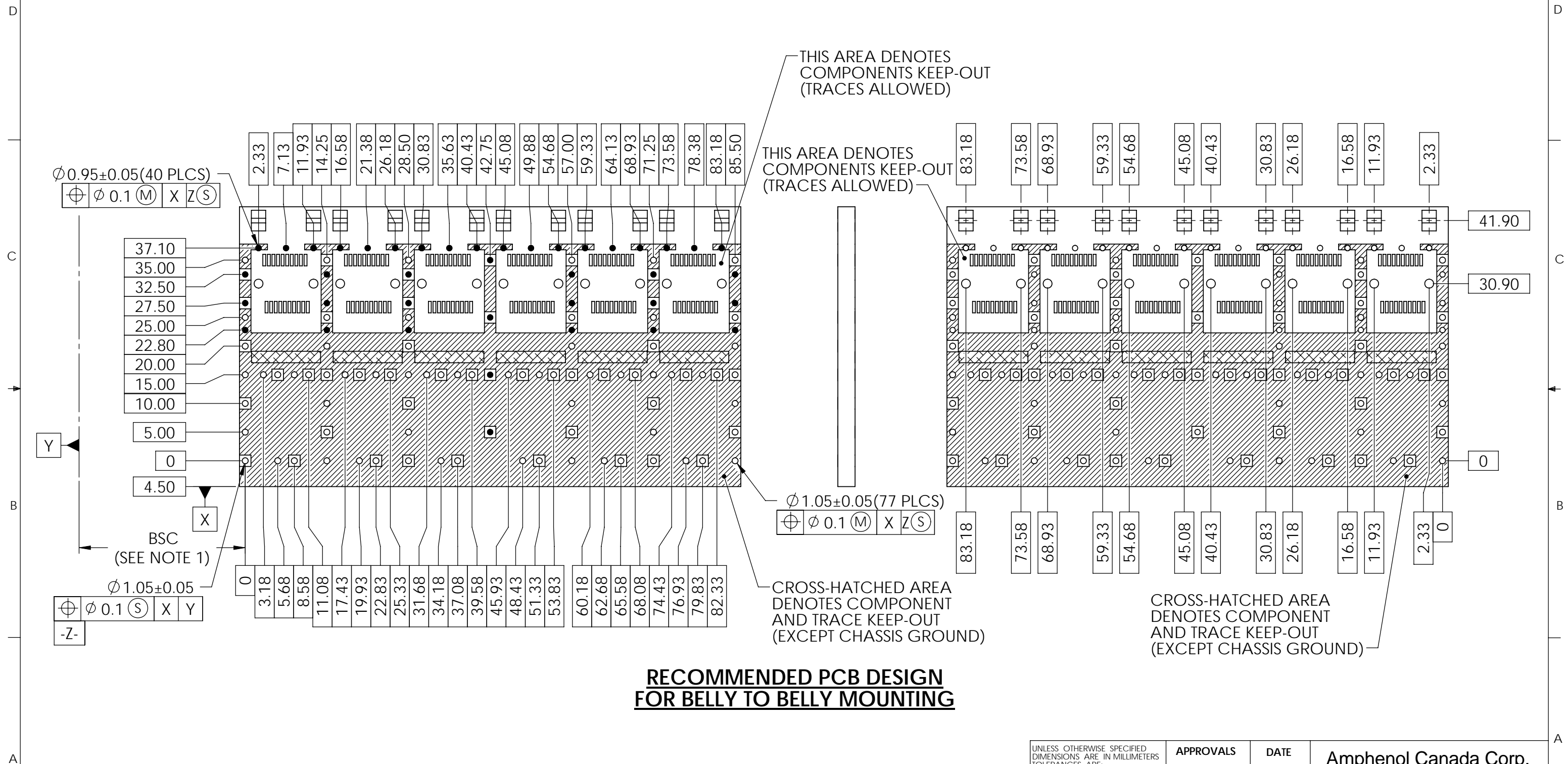
DO NOT SCALE DRAWING

THIS DOCUMENT CONTAINS PROPRIETARY INFORMATION AND SUCH INFORMATION MAY NOT BE DISCLOSED TO OTHERS FOR ANY PURPOSE OR USED FOR MANUFACTURING PURPOSES WITHOUT PERMISSION FROM AMPHENOL CANADA CORP.

UNLESS OTHERWISE SPECIFIED DIMENSIONS ARE IN MILLIMETERS TOLERANCES ARE: DECIMALS ANGLES X.X ± 0.38 ± 1° X.XX ± 0.25	APPROVALS	DATE	Amphenol Canada Corp.	
	DRAWN	J.SI		
	DESIGNED			1XN SFP+ CAGE ELASTOMER EMI GASKET, WITH LIGHT PIPE
	CHECKED			
MATERIAL AND FINISH	QA APPD			
SEE NOTE 1	IE APPD		SIZE A3	DWG. NO P-U77-CX41M-X081
REF.	DWG APPD		SCALE 1:1	PROJECT
CODE IDENT. NO. 03554				SHEET 10 OF 11

- NOTES:
 1. DATUM AND BASIC DIMENSIONS ESTABLISHED BY CUSTOMER.
 2. PADS AND VIAS ARE CHASSIS GROUND.
 3. THRU-HOLES, PLATING OPTIONAL.
 4. SEE DRAWINGS P-UX76-A20-X00XX FOR CONNECTOR LAYOUT.

REVISIONS				
REV.	ECN/E-R	DESCRIPTION	DATE	APPROVED
A		PROPOSAL	JUL22/09	



RECOMMENDED PCB DESIGN FOR BELLY TO BELLY MOUNTING

DO NOT SCALE DRAWING

THIS DOCUMENT CONTAINS PROPRIETARY INFORMATION AND SUCH INFORMATION MAY NOT BE DISCLOSED TO OTHERS FOR ANY PURPOSE OR USED FOR MANUFACTURING PURPOSES WITHOUT PERMISSION FROM AMPHENOL CANADA CORP.

UNLESS OTHERWISE SPECIFIED DIMENSIONS ARE IN MILLIMETERS TOLERANCES ARE: DECIMALS ANGLES X.X ± 0.38 ± 1° X.XX ± 0.25	APPROVALS	DATE	Amphenol Canada Corp. TITLE 1XN SFP+ CAGE ELASTOMER EMI GASKET, WITH LIGHT PIPE	
	DRAWN	J.SI		JUL21/09
	DESIGNED			
	CHECKED			
MATERIAL AND FINISH SEE NOTE 1	QA APPD			
REF.	IE APPD			
CODE IDENT. NO. 03554	DWG APPD			
		SCALE 3:2	PROJECT	
			SHEET 11 OF 11	

Компания «Life Electronics» занимается поставками электронных компонентов импортного и отечественного производства от производителей и со складов крупных дистрибьюторов Европы, Америки и Азии.

С конца 2013 года компания активно расширяет линейку поставок компонентов по направлению коаксиальный кабель, кварцевые генераторы и конденсаторы (керамические, пленочные, электролитические), за счёт заключения дистрибьюторских договоров

Мы предлагаем:

- Конкурентоспособные цены и скидки постоянным клиентам.
- Специальные условия для постоянных клиентов.
- Подбор аналогов.
- Поставку компонентов в любых объемах, удовлетворяющих вашим потребностям.
- Приемлемые сроки поставки, возможна ускоренная поставка.
- Доставку товара в любую точку России и стран СНГ.
- Комплексную поставку.
- Работу по проектам и поставку образцов.
- Формирование склада под заказчика.
- Сертификаты соответствия на поставляемую продукцию (по желанию клиента).
- Тестирование поставляемой продукции.
- Поставку компонентов, требующих военную и космическую приемку.
- Входной контроль качества.
- Наличие сертификата ISO.

В составе нашей компании организован Конструкторский отдел, призванный помогать разработчикам, и инженерам.

Конструкторский отдел помогает осуществить:

- Регистрацию проекта у производителя компонентов.
- Техническую поддержку проекта.
- Защиту от снятия компонента с производства.
- Оценку стоимости проекта по компонентам.
- Изготовление тестовой платы монтаж и пусконаладочные работы.



Тел: +7 (812) 336 43 04 (многоканальный)

Email: org@lifeelectronics.ru