

REVISIONS					
P	LTR	DESCRIPTION	DATE	DWN	APVD
	T5	PART STATUS UPDATED	22JAN2018	RK	PS









PHYSICAL PROPERTIES:  
 HOUSING MATERIAL: PBT  
 FLAMMABILITY: UL94V-0  
 COLOR: BLACK  
 MAX BOW/WARP: .0056 IN/IN.

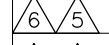
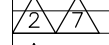
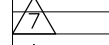




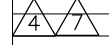

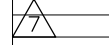

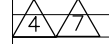
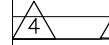
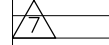


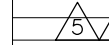
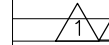
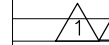
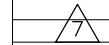
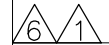
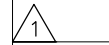







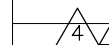
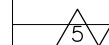
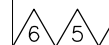




MECHANICAL:  
 PITCH (TERMINAL SPACING): .563"  
 WIRE RANGE: 10-22 AWG  
 RECOMMENDED TIGHTENING TORQUE: 14IN-LBS MAX.

TERMINAL:  
 TERMINALS: BRASS, TIN PLATED. (UNLESS OTHERWISE STATED)  
 SCREWS: 8-32 STEEL, NICKEL PLATED. (UNLESS OTHERWISE STATED)  
 Q.C. TABS: BRASS, NICKEL PLATED.

ELECTRICAL PROPERTIES:  
 MAXIMUM CURRENT: 30A  
 OPERATING VOLTAGE: 300V

ENVIRONMENTAL PROPERTIES:  
 OPERATING TEMP RANGE: -40°C TO 120°C

-  STAINLESS STEEL SCREWS.
-  WHITE INK STAMP.
-  NICKEL PLATED BRASS TERMINALS.
-  NICKEL PLATED BRASS SCREWS.
-  SEE FIGURE.
-  PRELIMINARY PART NUMBER.
-  OBSOLETE PART NUMBER.
-  TE CONNECTIVITY LOGO LOCATED APPROXIMATE AREA SHOWN.

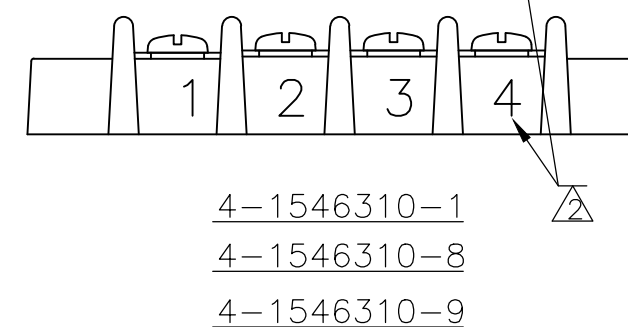
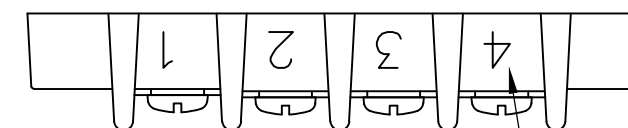
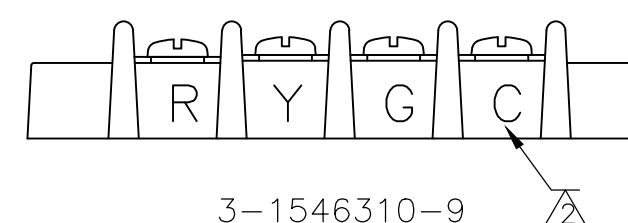
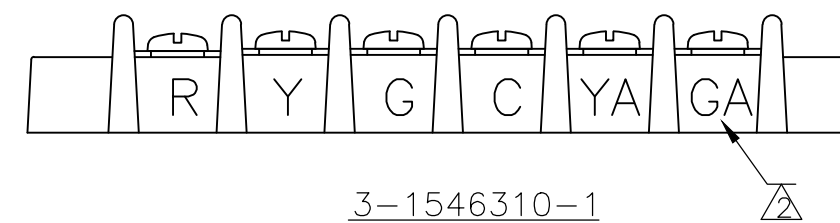
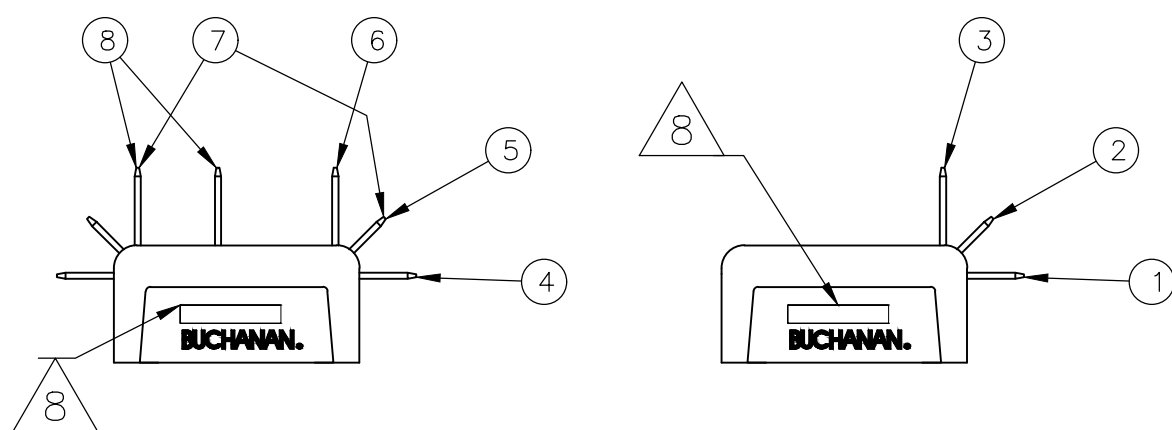
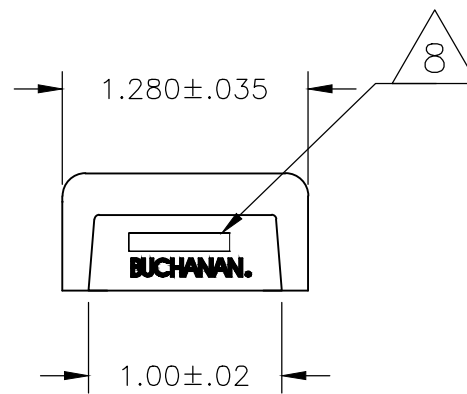
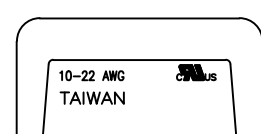
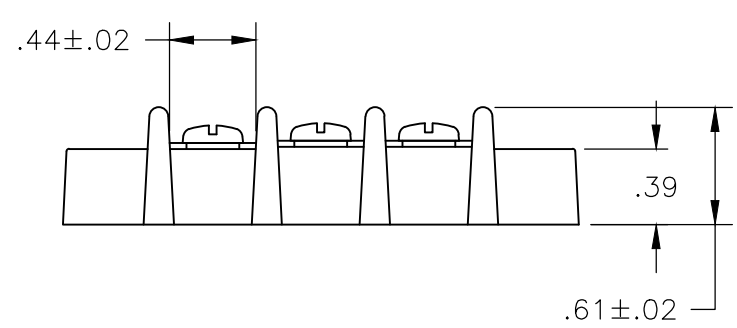
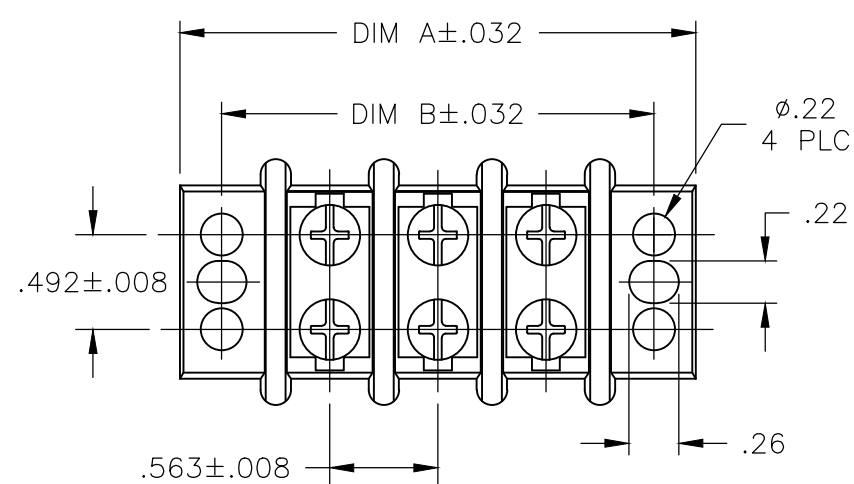
	-	-	-	-	-	-	-	-	-	-	7.886	8.323	13	1-1546310-3	
	-	-	-	-	-	-	-	12	12	12	7.323	7.760	12	4-1546310-8	
	-	8	-	-	-	12	12	12	-	-	7.323	7.760	12	4-1546310-7	
	-	-	-	-	12	12	12	-	-	-	7.323	7.760	12	4-1546310-6	
	-	-	-	-	-	-	-	-	-	-	7.323	7.760	12	1-1546310-2	
	-	-	-	-	-	-	-	-	-	-	6.760	7.179	11	1-1546310-1	
	-	-	-	-	-	-	-	-	-	-	6.197	6.634	10	1-1546310-0	
	-	-	-	-	-	-	-	-	-	-	5.634	6.071	9	1546310-9	
	-	-	-	-	-	-	-	-	-	-	8	5.071	5.508	8	4-1546310-5
	-	8	8	-	-	-	-	-	-	-	5.071	5.508	8	2-1546310-9	
	-	-	-	-	-	-	-	-	-	-	5.071	5.508	8	1546310-8	
	-	-	-	-	-	7	-	-	-	-	4.508	4.945	7	3-1546310-8	
	-	-	-	-	-	-	-	-	-	-	4.508	4.945	7	1546310-7	
	-	-	-	-	-	-	-	-	-	-	6	3.945	4.382	6	4-1546310-4
	-	-	-	-	-	-	-	-	-	-	6	3.945	4.382	6	4-1546310-3
	-	-	-	-	-	-	-	-	-	-	6	3.945	4.382	6	4-1546310-2
	-	-	-	-	-	-	-	-	-	-	6	3.945	4.382	6	3-1546310-1
	-	-	-	-	-	-	6	-	-	-	6	3.945	4.382	6	3-1546310-0
	-	6	6	-	-	-	-	-	-	-	6	3.945	4.382	6	2-1546310-8
	-	1	1	-	-	5	1	-	-	-	6	3.945	4.382	6	2-1546310-6
	-	-	-	-	-	-	-	6	-	-	6	3.945	4.382	6	2-1546310-3
	-	-	-	-	-	6	-	-	-	-	6	3.945	4.382	6	2-1546310-2
	-	-	-	-	-	-	-	-	-	6	6	3.945	4.382	6	2-1546310-1
	-	-	-	-	-	-	-	-	-	6	6	3.945	4.382	6	1546636-1
	-	-	-	6	-	-	-	-	6	-	6	3.945	4.382	6	1-1546310-9
	-	-	-	6	-	-	-	-	-	-	6	3.945	4.382	6	1546589-1
	-	-	-	-	-	-	-	-	-	-	6	3.945	4.382	6	1546310-6
	-	-	-	-	-	-	-	-	-	-	5	3.382	3.819	5	3-1546310-7
	-	1	1	-	-	-	-	-	-	5	3.382	3.819	5	2-1546310-7	
	-	-	-	-	-	-	-	-	-	-	5	3.382	3.819	5	1546310-5
	-	-	-	-	-	-	-	-	4	4	4	2.819	3.256	4	5-1546310-0
	-	-	-	-	-	-	-	-	-	-	4	2.819	3.256	4	4-1546310-1
	-	-	-	-	-	-	-	-	-	-	4	2.819	3.256	4	4-1546310-0
	-	-	-	-	-	-	-	-	-	-	4	2.819	3.256	4	3-1546310-9
	-	-	-	-	-	-	-	-	-	-	4	2.819	3.256	4	1546310-4
	-	-	-	-	-	-	-	-	-	-	3	2.256	2.693	3	2-1546310-5
	-	-	-	-	-	-	-	-	3	1	3	2.256	2.693	3	2-1546310-4
	-	-	-	1	2	-	-	-	1	-	3	2.256	2.693	3	2-1546310-0
	-	-	-	-	-	-	-	-	-	-	2	1.693	2.130	2	5-1546310-1
	-	-	-	-	-	-	-	-	-	-	2	1.693	2.130	2	1546310-3
	-	-	-	-	-	-	-	-	-	-	2	1.693	2.130	2	5-1546310-1
	-	-	-	-	-	-	-	-	-	-	2	1.693	2.130	2	1546310-2
NOTES	(9) OTB JUMPER	(8) .250 QC TAB 90° DOUBLE SIDE	(7) .250 QC TAB 90°/45° DOUBLE SIDE	(6) .250 QC TAB 90° DOUBLE SIDE	(5) .250 QC TAB 45° DOUBLE SIDE	(4) .250 QC TAB STRAIGHT DOUBLE SIDE	(3) .250 QC TAB 90° SINGLE SIDE	(2) .250 QC TAB 45° SINGLE SIDE	(1) .250 QC TAB STRAIGHT SINGLE SIDE	DIM B	DIM A	NO. OF POSN	PART NUMBER		

THIS DRAWING IS A CONTROLLED DOCUMENT.

DWN 16FEB2007		S SCHLEGEL		TE Connectivity Ltd.	
CHK 2/16/07		S YODER		NAME	
APVD 2/16/07		S YODER		14.3 (.563) DBL ROW BARRIER STRIP	
PRODUCT SPEC		APPLICATION SPEC		W/O WASHER	
MATERIAL		FINISH		SCALE	
				A2 00779 C=1546310	
				CUSTOMER DRAWING	
				SCALE NTS SHEET 1 OF 4 REV T5	

THIS DRAWING IS UNPUBLISHED. RELEASED FOR PUBLICATION  
 © COPYRIGHT - By - ALL RIGHTS RESERVED.

REVISIONS				
P	LTR	DESCRIPTION	DATE	APVD
-	-	SEE SHEET 1	-	-



REV	DESCRIPTION	DATE	BY	CHKD	APVD	QTY	POSN	DIM B	DIM A	NO. OF POSN	PART NUMBER		
2						2		1.693	2.130		5-1546310-1		
								10.701	11.138	18	1-1546310-8		
								10.138	10.575	17	1-1546310-7		
								9.575	10.012	16	1-1546310-6		
								9.012	9.449	15	1-1546310-5		
6						14	14	8.449	8.886	14	4-1546310-9		
								8.449	8.886	14	1-1546310-4		
NOTES	9 OTB JUMPER	8 .250 QC TAB 90° DOUBLE SIDE	7 .250 QC TAB 90°/45° DOUBLE SIDE	6 .250 QC TAB 90° DOUBLE SIDE	5 .250 QC TAB 45° DOUBLE SIDE	4 .250 QC TAB STRAIGHT DOUBLE SIDE	3 .250 QC TAB 90° SINGLE SIDE	2 .250 QC TAB 45° SINGLE SIDE	1 .250 QC TAB STRAIGHT SINGLE SIDE	DIM B	DIM A	NO. OF POSN	PART NUMBER

THIS DRAWING IS A CONTROLLED DOCUMENT.

DWN	S SCHLEGEL	16FEB2007
CHK	S YODER	2/16/07
APVD	S YODER	2/16/07
PRODUCT SPEC		
APPLICATION SPEC		
WEIGHT		

TE Connectivity Ltd.

14.3 (.563) DBL ROW BARRIER STRIP W/O WASHER

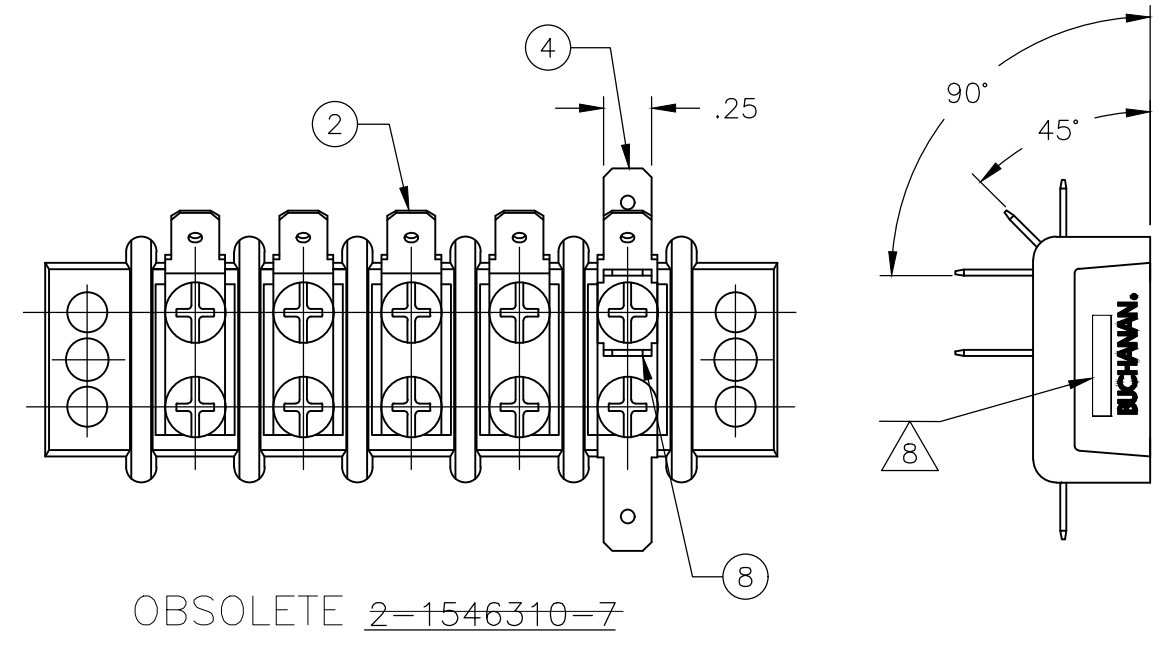
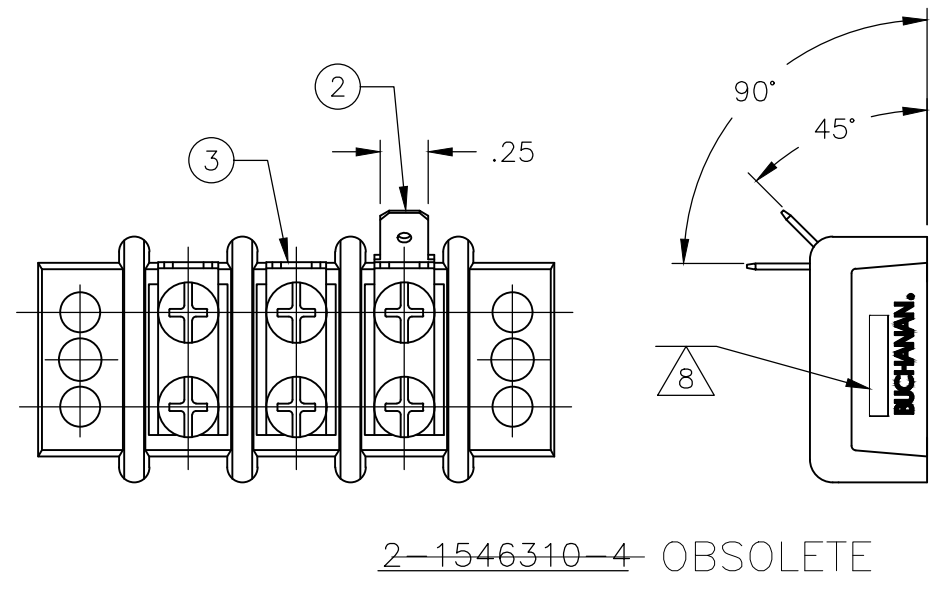
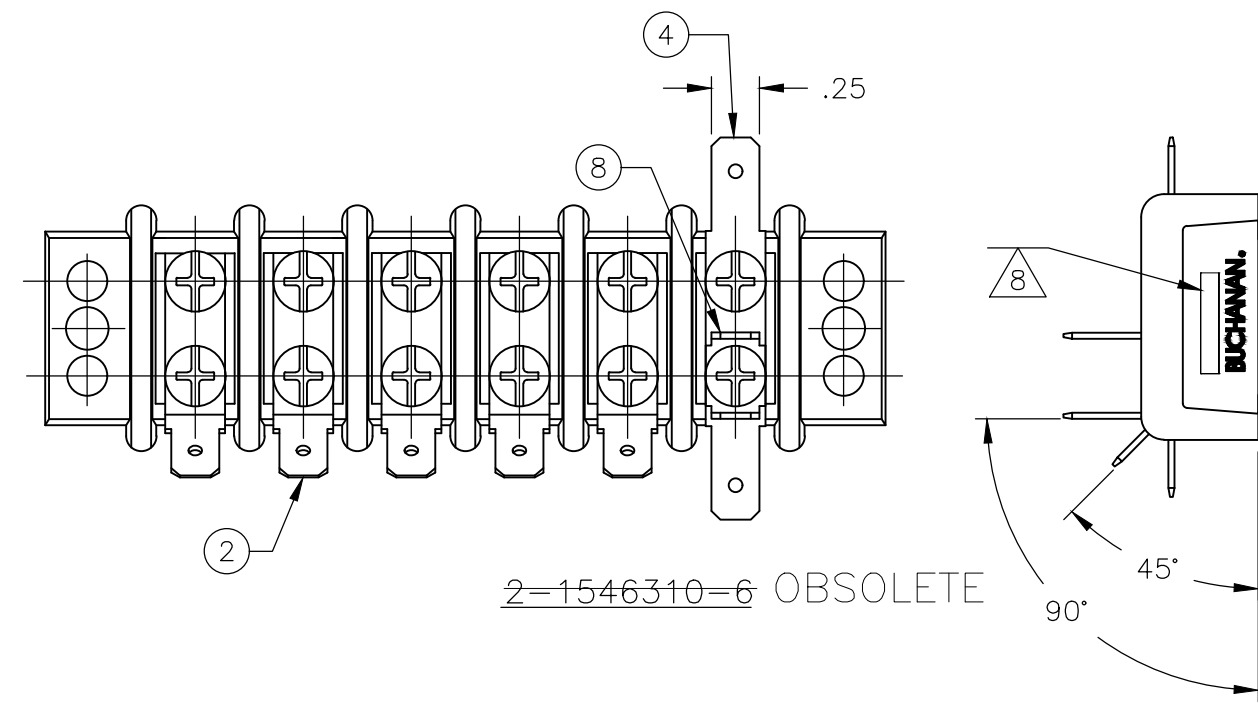
SIZE: A2 CAGE CODE: 00779 DRAWING NO: C=1546310 RESTRICTED TO: -

CUSTOMER DRAWING SCALE: NTS SHEET: 2 of 4 REV: T5

1546310

THIS DRAWING IS UNPUBLISHED. RELEASED FOR PUBLICATION  
 © COPYRIGHT - By - ALL RIGHTS RESERVED.

REVISIONS					
P	LTR	DESCRIPTION	DATE	DWN	APVD
-	-	SEE SHEET 1	-	-	-

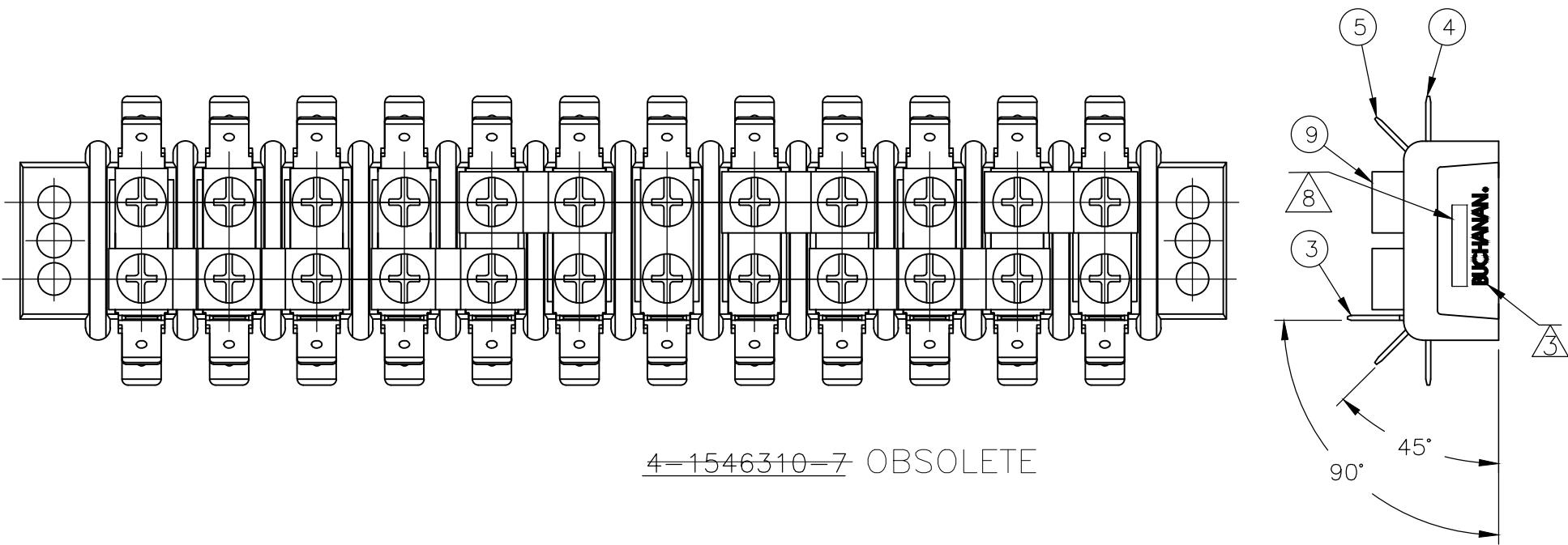


1546310

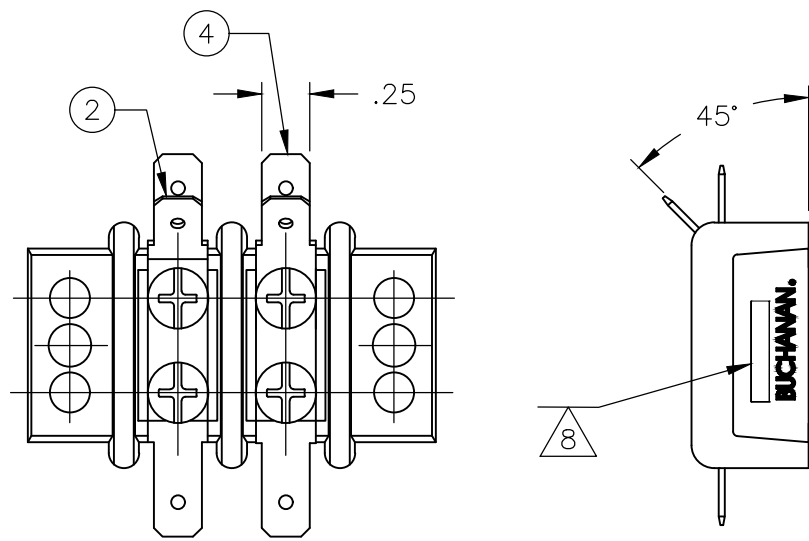
THIS DRAWING IS A CONTROLLED DOCUMENT.		DWN S SCHLEGEL 16FEB2007	TE Connectivity Ltd.	
DIMENSIONS: INCHES		CHK S YODER 2/16/07		
TOLERANCES UNLESS OTHERWISE SPECIFIED:		APVD S YODER 2/16/07	NAME 14.3 (.563) DBL ROW BARRIER STRIP W/O WASHER	
0 PLC ± - 1 PLC ± - 2 PLC ± - 3 PLC ± - 4 PLC ± - ANGLES ± -		PRODUCT SPEC	SIZE A2	
MATERIAL		APPLICATION SPEC	CAGE CODE 00779	DRAWING NO C=1546310
FINISH		WEIGHT	RESTRICTED TO	
		CUSTOMER DRAWING	SCALE NTS	SHEET 3 OF 4
			REV T5	

THIS DRAWING IS UNPUBLISHED. RELEASED FOR PUBLICATION  
 © COPYRIGHT - By - ALL RIGHTS RESERVED.

REVISIONS				
P	LTR	DESCRIPTION	DATE	APVD
-	-	SEE SHEET 1	-	-



4-1546310-7 OBSOLETE



5-1546310-1

THIS DRAWING IS A CONTROLLED DOCUMENT.		DWN S SCHLEGEL 16FEB2007	TE Connectivity Ltd.	
DIMENSIONS: INCHES		CHK S YODER 2/16/07		
TOLERANCES UNLESS OTHERWISE SPECIFIED:		APVD S YODER 2/16/07	NAME 14.3 (.563) DBL ROW BARRIER STRIP W/O WASHER	
0 PLC ± - 1 PLC ± - 2 PLC ± - 3 PLC ± - 4 PLC ± - ANGLES ± -		PRODUCT SPEC -	SIZE A2	
MATERIAL -		FINISH -	APPLICATION SPEC -	CAGE CODE 00779
		WEIGHT -	DRAWING NO C=1546310	RESTRICTED TO -
CUSTOMER DRAWING			SCALE NTS	SHEET 4 OF 4
			REV T5	

Компания «Life Electronics» занимается поставками электронных компонентов импортного и отечественного производства от производителей и со складов крупных дистрибьюторов Европы, Америки и Азии.

С конца 2013 года компания активно расширяет линейку поставок компонентов по направлению коаксиальный кабель, кварцевые генераторы и конденсаторы (керамические, пленочные, электролитические), за счёт заключения дистрибьюторских договоров

Мы предлагаем:

- Конкурентоспособные цены и скидки постоянным клиентам.
- Специальные условия для постоянных клиентов.
- Подбор аналогов.
- Поставку компонентов в любых объемах, удовлетворяющих вашим потребностям.
- Приемлемые сроки поставки, возможна ускоренная поставка.
- Доставку товара в любую точку России и стран СНГ.
- Комплексную поставку.
- Работу по проектам и поставку образцов.
- Формирование склада под заказчика.
- Сертификаты соответствия на поставляемую продукцию (по желанию клиента).
- Тестирование поставляемой продукции.
- Поставку компонентов, требующих военную и космическую приемку.
- Входной контроль качества.
- Наличие сертификата ISO.

В составе нашей компании организован Конструкторский отдел, призванный помогать разработчикам, и инженерам.

Конструкторский отдел помогает осуществить:

- Регистрацию проекта у производителя компонентов.
- Техническую поддержку проекта.
- Защиту от снятия компонента с производства.
- Оценку стоимости проекта по компонентам.
- Изготовление тестовой платы монтаж и пусконаладочные работы.



Тел: +7 (812) 336 43 04 (многоканальный)

Email: [org@lifeelectronics.ru](mailto:org@lifeelectronics.ru)