

Stud-Mounted Silicon Rectifier Diodes, 15 A



DO-203AB (DO-5)

DESCRIPTION/FEATURES

- Low thermal impedance
- High case temperature
- Excellent reliability
- Maximum design flexibility
- Can be made to meet stringent military, aerospace and other high reliability requirements
- RoHS compliant


RoHS
COMPLIANT

PRODUCT SUMMARY

$I_{F(AV)}$	15 A
-------------	------

MAJOR RATINGS AND CHARACTERISTICS

PARAMETER	TEST CONDITIONS	VALUES	UNITS
$I_{F(AV)}$		15 ⁽¹⁾	A
	T_C	150 ⁽¹⁾	°C
I_{FSM}	50 Hz	239	A
	60 Hz	250 ⁽¹⁾	
I^2t	50 Hz	286	A ² s
	60 Hz	260	
$I^2\sqrt{t}$		3870	A ² √s
V_{RRM}	Range	50 to 600	V
T_J		- 65 to 175	°C

Note
⁽¹⁾ JEDEC registered values

ELECTRICAL SPECIFICATIONS
VOLTAGE RATINGS

TYPE NUMBER		V_{RRM} , MAXIMUM REPETITIVE PEAK REVERSE VOLTAGE V	V_{RM} , MAXIMUM DIRECT REVERSE VOLTAGE V
CATHODE TO CASE	ANODE TO CASE	$T_J = - 65\text{ °C TO }175\text{ °C}$	$T_J = - 65\text{ °C TO }175\text{ °C}$
1N3208	1N3208R	50 ⁽¹⁾	50 ⁽¹⁾
1N3209	1N3209R	100 ⁽¹⁾	100 ⁽¹⁾
1N3210	1N3210R	200 ⁽¹⁾	200 ⁽¹⁾
1N3211	1N3211R	300 ⁽¹⁾	300 ⁽¹⁾
1N3212	1N3212R	400 ⁽¹⁾	400 ⁽¹⁾
1N3213	1N3213R	500 ⁽¹⁾	500 ⁽¹⁾
1N3214	1N3214R	600 ⁽¹⁾	600 ⁽¹⁾

Note
⁽¹⁾ JEDEC registered values

FORWARD CONDUCTION					
PARAMETER	SYMBOL	TEST CONDITIONS		VALUES	UNITS
Maximum average forward current at case temperature	$I_{F(AV)}$	180° sinusoidal conduction		15 ⁽¹⁾	A
				150 ⁽¹⁾	°C
Maximum peak one cycle non-repetitive surge current	I_{FSM}	Half cycle 50 Hz sine wave or 6 ms rectangular pulse	Following any rated load condition and with rated V_{RRM} applied	239	A
		Half cycle 60 Hz sine wave or 5 ms rectangular pulse		250 ⁽¹⁾	
		Half cycle 50 Hz sine wave or 6 ms rectangular pulse	Following any rated load condition and with V_{RRM} applied following surge = 0	284	
		Half cycle 60 Hz sine wave or 5 ms rectangular pulse		297	
Maximum I^2t for fusing	I^2t	t = 10 ms	With rated V_{RRM} applied following surge, initial $T_J = 150$ °C	286	A ² s
		t = 8.3 ms		260	
Maximum I^2t for individual device fusing		t = 10 ms	With $V_{RRM} = 0$ following surge, initial $T_J = 150$ °C	403	
		t = 8.3 ms		368	
Maximum $I^2\sqrt{t}$ for individual device fusing	$I^2\sqrt{t}$ ⁽²⁾	t = 0.1 to 10 ms, $V_{RRM} = 0$ following surge		3870	A ² √s
Maximum forward voltage drop	V_{FM}	$I_{F(AV)} = 15$ A (47.1 A peak), $T_C = 150$ °C		1.5 ⁽¹⁾	V
Maximum average reverse current	$I_{R(AV)}$	Maximum rated $I_{F(AV)}$ and $T_C = 150$ °C		10 ⁽¹⁾	mA

Notes

⁽¹⁾ JEDEC registered values

⁽²⁾ I^2t for time $t_x = I^2\sqrt{t} \times \sqrt{t_x}$

THERMAL AND MECHANICAL SPECIFICATIONS					
PARAMETER	SYMBOL	TEST CONDITIONS		VALUES	UNITS
Maximum junction operating and storage temperature range	T_J, T_{Stg}			- 65 to 175 ⁽¹⁾	°C
Maximum internal thermal resistance, junction to case	R_{thJC}	DC operation		0.65	°C/W
Thermal resistance, case to sink	R_{thCS}	Mounting surface, smooth, flat and greased		0.25	
Mounting torque	minimum	Non-lubricated threads		2.3 (20)	N · m (lbf · in)
	maximum			3.5 (30)	
Weight			28.5		g
			1		oz.
Case style		JEDEC		DO-203AB (DO-5)	

Note

⁽¹⁾ JEDEC registered values

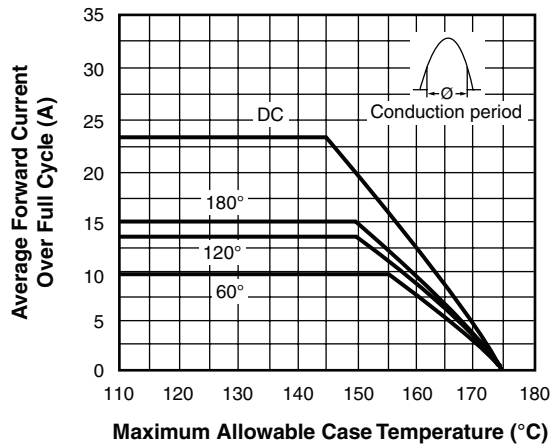


Fig. 1 - Average Forward Current vs. Maximum Allowable Case Temperature

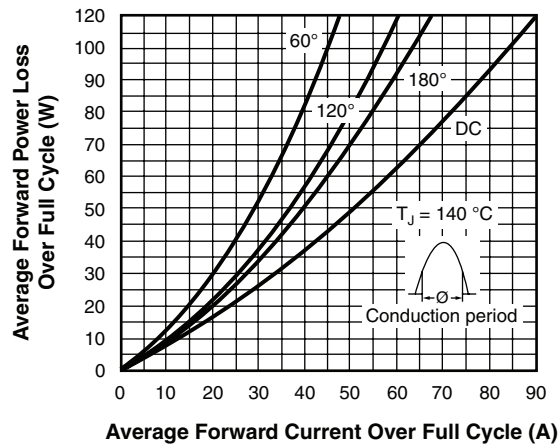


Fig. 3 - Maximum Low Level Forward Power Loss vs. Average Forward Current

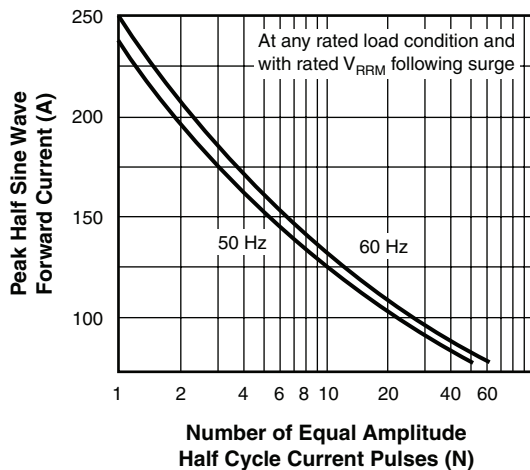


Fig. 2 - Maximum Non-Repetitive Surge Current vs. Number of Current Pulses

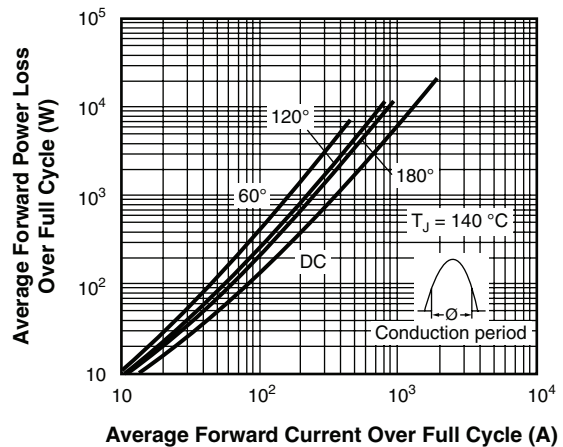


Fig. 4 - Maximum High Level Forward Power Loss vs. Average Forward Current

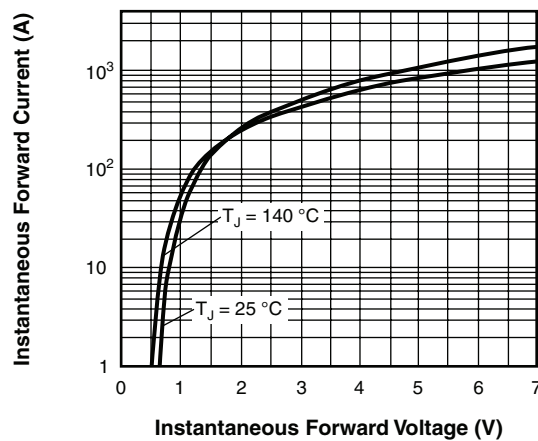


Fig. 5 - Maximum Forward Voltage vs. Forward Current

LINKS TO RELATED DOCUMENTS

Dimensions

<http://www.vishay.com/doc?95360>



Disclaimer

All product specifications and data are subject to change without notice.

Vishay Intertechnology, Inc., its affiliates, agents, and employees, and all persons acting on its or their behalf (collectively, "Vishay"), disclaim any and all liability for any errors, inaccuracies or incompleteness contained herein or in any other disclosure relating to any product.

Vishay disclaims any and all liability arising out of the use or application of any product described herein or of any information provided herein to the maximum extent permitted by law. The product specifications do not expand or otherwise modify Vishay's terms and conditions of purchase, including but not limited to the warranty expressed therein, which apply to these products.

No license, express or implied, by estoppel or otherwise, to any intellectual property rights is granted by this document or by any conduct of Vishay.

The products shown herein are not designed for use in medical, life-saving, or life-sustaining applications unless otherwise expressly indicated. Customers using or selling Vishay products not expressly indicated for use in such applications do so entirely at their own risk and agree to fully indemnify Vishay for any damages arising or resulting from such use or sale. Please contact authorized Vishay personnel to obtain written terms and conditions regarding products designed for such applications.

Product names and markings noted herein may be trademarks of their respective owners.

Компания «Life Electronics» занимается поставками электронных компонентов импортного и отечественного производства от производителей и со складов крупных дистрибьюторов Европы, Америки и Азии.

С конца 2013 года компания активно расширяет линейку поставок компонентов по направлению коаксиальный кабель, кварцевые генераторы и конденсаторы (керамические, пленочные, электролитические), за счёт заключения дистрибьюторских договоров

Мы предлагаем:

- Конкуренспособные цены и скидки постоянным клиентам.
- Специальные условия для постоянных клиентов.
- Подбор аналогов.
- Поставку компонентов в любых объемах, удовлетворяющих вашим потребностям.
- Приемлемые сроки поставки, возможна ускоренная поставка.
- Доставку товара в любую точку России и стран СНГ.
- Комплексную поставку.
- Работу по проектам и поставку образцов.
- Формирование склада под заказчика.
- Сертификаты соответствия на поставляемую продукцию (по желанию клиента).
- Тестирование поставляемой продукции.
- Поставку компонентов, требующих военную и космическую приемку.
- Входной контроль качества.
- Наличие сертификата ISO.

В составе нашей компании организован Конструкторский отдел, призванный помогать разработчикам, и инженерам.

Конструкторский отдел помогает осуществить:

- Регистрацию проекта у производителя компонентов.
- Техническую поддержку проекта.
- Защиту от снятия компонента с производства.
- Оценку стоимости проекта по компонентам.
- Изготовление тестовой платы монтаж и пусконаладочные работы.



Тел: +7 (812) 336 43 04 (многоканальный)
Email: org@lifeelectronics.ru