

Relay Module - PLC-RPT-230UC/21-21AU/RWF - 2900345

Please be informed that the data shown in this PDF Document is generated from our Online Catalog. Please find the complete data in the user's documentation. Our General Terms of Use for Downloads are valid (<http://phoenixcontact.com/download>)



PLC-INTERFACE for railway applications, consisting of basic terminal block with push-in connection and plug-in miniature relay with multi-layer gold contact, range: 0.75 x UN to 1.15 x UN, nominal input frequency 16.7 Hz, 2 PDTs, input voltage 230 V AC

The figure shows the version with spring-cage connection

Product Features

- Vibration and shock resistance according to EN 50155
- Safe isolation according to DIN EN 50178 between coil and contact
- Screw, spring-cage or Push-in connection
- Nominal input frequency of 16.7 Hz



Key commercial data

| | |
|--------------------------------------|----------|
| Packing unit | 1 pc |
| Weight per Piece (excluding packing) | 60.2 GRM |
| Custom tariff number | 85364900 |
| Country of origin | Germany |

Technical data

Note

| | |
|-------------------------|---|
| Utilization restriction | EMC: class A product, see manufacturer's declaration in the download area |
|-------------------------|---|

Dimensions

| | |
|--------|-------|
| Width | 14 mm |
| Height | 80 mm |
| Depth | 94 mm |

Ambient conditions

| | |
|---------------------------------|------------------|
| Ambient temperature (operation) | -25 °C ... 60 °C |
|---------------------------------|------------------|

Relay Module - PLC-RPT-230UC/21-21AU/RWF - 2900345

Technical data

Ambient conditions

| | |
|---|------------------|
| Ambient temperature (storage/transport) | -40 °C ... 85 °C |
|---|------------------|

Coil side

| | |
|---|------------------|
| Nominal input voltage U_N | 230 V AC |
| Input voltage range in reference to U_N | see diagram |
| Typical input current at U_N | 4.8 mA (with AC) |
| Typical response time | 20 ms |
| Typical release time | 60 ms |
| Operating voltage display | Yellow LED |
| Protective circuit | Bridge rectifier |

Contact side

| | |
|--|---|
| Contact type | 2 PDT |
| Contact material | AgNi, hard gold-plated |
| Maximum switching voltage | 30 V AC |
| | 36 V DC |
| Minimum switching voltage | 100 mV |
| Maximum inrush current | 50 mA |
| Min. switching current | 1 mA |
| Limiting continuous current | 50 mA |
| Interrupting rating (ohmic load) max. | 1.2 W (at 24 V DC) |
| Switching capacity in acc. with DIN VDE 0660/IEC 60947 | 2 A (24 V (DC13), in acc. with DIN VDE 0660/IEC 60947) |
| | 0.2 A (220 V DC / 230 V AC (DC13), in acc. with DIN VDE 0660/IEC 60947) |
| | 3 A (220 V DC / 230 V AC (AC15), in acc. with DIN EVDE 0660/IEC 60947) |
| Note | the following values are applicable if a gold layer is destroyed |
| Maximum switching voltage | 250 V AC/DC (Separating plate PLC-ATP must be installed for voltages larger than 250 V (L1, L2, L3) between identical terminal blocks in adjacent modules.) |
| Minimum switching voltage | 5 V AC/DC |
| Limiting continuous current | 6 A |
| Maximum inrush current | 8 A |
| Min. switching current | 10 mA |
| Interrupting rating (ohmic load) max. | 140 W (at 24 V DC) |
| | 85 W (at 48 V DC) |
| | 60 W (at 60 V DC) |
| | 44 W (at 110 V DC) |
| | 60 W (at 220 V DC) |

Relay Module - PLC-RPT-230UC/21-21AU/RWF - 2900345

Technical data

Contact side

| | |
|--|------------------------|
| | 1500 VA (for 250 V AC) |
| Switching capacity in acc. with DIN VDE 0660/IEC 60947 | 2 A (at 24 V, DC13) |
| | 0.2 A (at 110 V, DC13) |
| | 0.2 A (at 250 V, DC13) |
| | 2 A (at 24 V, AC15) |
| | 2 A (at 120 V, AC15) |
| | 2 A (at 250 V, AC15) |

General

| | |
|--|---|
| Test voltage relay winding/relay contact | 6 kV |
| Operating mode | 100% operating factor |
| Degree of protection | Relay socket |
| | RT III (Relay) |
| Mechanical service life | Approx. 3×10^7 cycles |
| Inflammability class according to UL 94 | V0 |
| Designation | Air and creepage distances between the power circuits |
| Standards/regulations | IEC 60664 |
| | EN 50178 |
| | IEC 62103 |
| Rated surge voltage / insulation | 6 kV / Basic isolation |
| Rated insulation voltage | 250 V AC |
| Pollution degree | 2 |
| Surge voltage category | III |
| Mounting position | any |
| Assembly instructions | In rows with zero spacing |

Connection data

| | |
|--|----------------------|
| Connection method | Push-in connection |
| Stripping length | 8 mm |
| Conductor cross section stranded min. | 0.14 mm ² |
| Conductor cross section stranded max. | 2.5 mm ² |
| Conductor cross section solid min. | 0.14 mm ² |
| Conductor cross section solid max. | 2.5 mm ² |
| Conductor cross section AWG/kcmil max | 14 |
| Conductor cross section AWG/kcmil min. | 26 |

Relay Module - PLC-RPT-230UC/21-21AU/RWF - 2900345

Classifications

eCl@ss

| | |
|------------|----------|
| eCl@ss 4.0 | 27371001 |
| eCl@ss 4.1 | 27371001 |
| eCl@ss 5.0 | 27371001 |
| eCl@ss 5.1 | 27371001 |
| eCl@ss 6.0 | 27371001 |
| eCl@ss 7.0 | 27371001 |
| eCl@ss 8.0 | 27371001 |

ETIM

| | |
|----------|----------|
| ETIM 4.0 | EC000196 |
| ETIM 5.0 | EC000196 |

UNSPSC

| | |
|---------------|----------|
| UNSPSC 6.01 | 30211916 |
| UNSPSC 7.0901 | 39121515 |
| UNSPSC 11 | 39121515 |
| UNSPSC 12.01 | 39121515 |
| UNSPSC 13.2 | 39121515 |

Approvals

Approvals

Approvals

UL Listed / cUL Listed / UL Recognized / cUL Recognized / cULus Recognized / cULus Listed

Ex Approvals



Approvals submitted

Approval details

| |
|-----------|
| UL Listed |
|-----------|

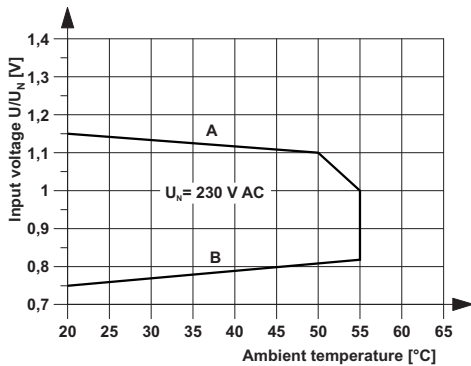
Relay Module - PLC-RPT-230UC/21-21AU/RWF - 2900345

Approvals



Drawings

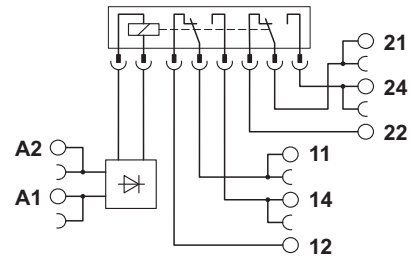
Diagram



Curve A:
Maximum continuous operating voltage
at limiting continuous current = 6 A

Curve B:
Minimum relay operating voltage at initial
trigger with U_n and limiting continuous current = 6 A

Circuit diagram



Компания «Life Electronics» занимается поставками электронных компонентов импортного и отечественного производства от производителей и со складов крупных дистрибьюторов Европы, Америки и Азии.

С конца 2013 года компания активно расширяет линейку поставок компонентов по направлению коаксиальный кабель, кварцевые генераторы и конденсаторы (керамические, пленочные, электролитические), за счёт заключения дистрибьюторских договоров

Мы предлагаем:

- Конкурентоспособные цены и скидки постоянным клиентам.
- Специальные условия для постоянных клиентов.
- Подбор аналогов.
- Поставку компонентов в любых объемах, удовлетворяющих вашим потребностям.
- Приемлемые сроки поставки, возможна ускоренная поставка.
- Доставку товара в любую точку России и стран СНГ.
- Комплексную поставку.
- Работу по проектам и поставку образцов.
- Формирование склада под заказчика.
- Сертификаты соответствия на поставляемую продукцию (по желанию клиента).
- Тестирование поставляемой продукции.
- Поставку компонентов, требующих военную и космическую приемку.
- Входной контроль качества.
- Наличие сертификата ISO.

В составе нашей компании организован Конструкторский отдел, призванный помогать разработчикам, и инженерам.

Конструкторский отдел помогает осуществить:

- Регистрацию проекта у производителя компонентов.
- Техническую поддержку проекта.
- Защиту от снятия компонента с производства.
- Оценку стоимости проекта по компонентам.
- Изготовление тестовой платы монтаж и пусконаладочные работы.



Тел: +7 (812) 336 43 04 (многоканальный)

Email: org@lifeelectronics.ru