

**4-CH Linear Constant Current Sink With Matching****AP2502****General Description**

The AP2502 is a 4-channel independent linear current sink with low dropout voltage and perfect match between each channel. Each channel can provide 20mA continuous constant current.

In application, there is only one 0.1 $\mu$ F ceramic capacitor required, and there is no any EMI and switching noise issue. It is perfect choice for hand-hold portable system especially based on Li-ion/Polymer battery powered display module.

The brightness can be controlled and/or adjustable via simple PWM signal applied to EN pin.

The AP2502 is available with SOT-23-6 and TSOT-23-6 packages.

**Features**

- Current Matching Between Each Channel:  $\pm 1\%$
- Low Dropout Voltage: 65mV (Typ.) @  $I_{LED}=20\text{mA}$
- Maximum Output Current on Each Channel: 20mA
- Ultra-low Quiescent Current: 125 $\mu$ A (Typ.)
- Ultra-low Shutdown Current: 1 $\mu$ A (Max.)
- None EMI and Switching Noise Issue
- Permitted PWM Dimming Frequency up to 150kHz
- OTSD Protection

**Applications**

- Mobile Phone, Smart Phone, PDA
- MP3, MP4, PMP
- Small Size Backlight Module




Figure 1. Package Types of AP2502

### Pin Configuration

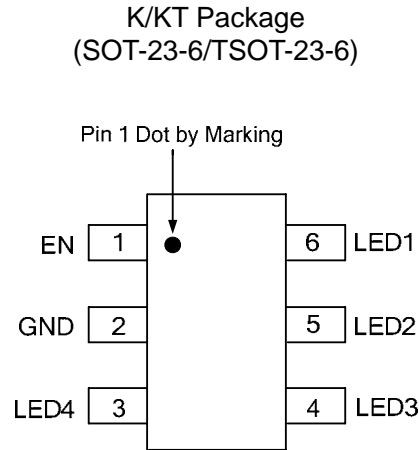


Figure 2. Pin Configuration of AP2502 (Top View)

### Pin Descriptions

Pin Number	Pin Name	Description
1	EN	Chip enable pin, active high to permit PWM signal input for brightness control by changing duty cycle
2	GND	GND
3, 4, 5, 6	LED4 to LED1	LED cathode terminal for channel number

Functional Block Diagram

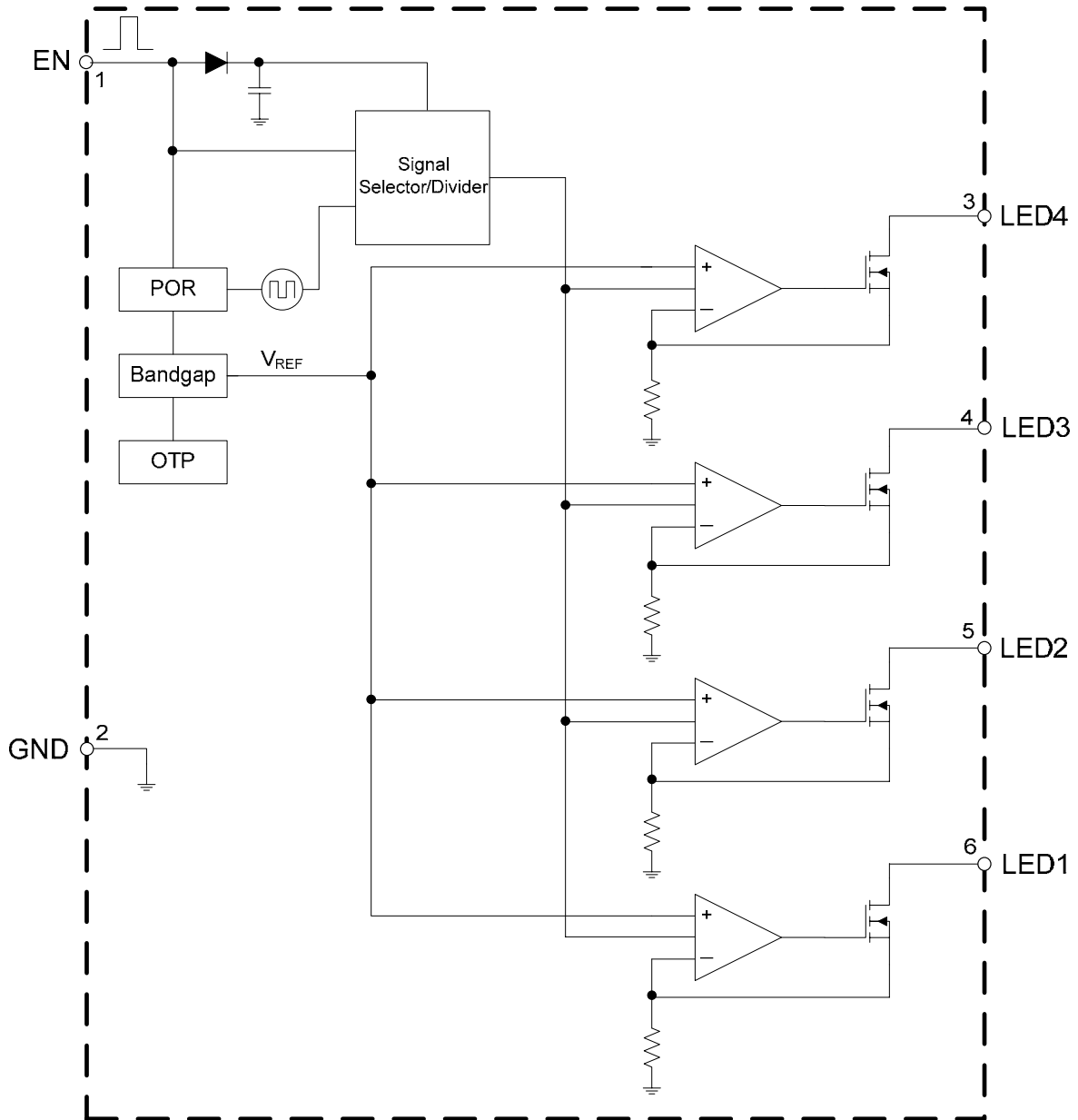
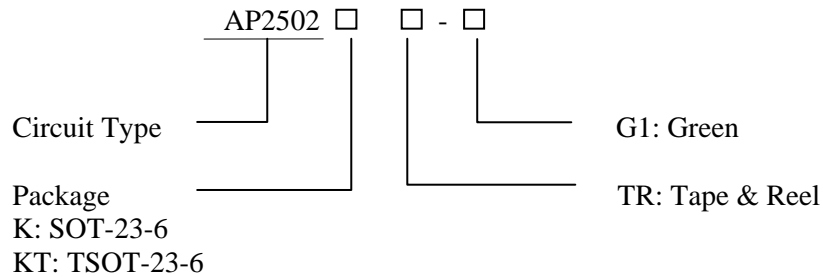


Figure 3. Functional Block Diagram of AP2502

**4-CH Linear Constant Current Sink With Matching**

**AP2502**

**Ordering Information**



Package	Temperature Range	Part Number	Marking ID	Packing Type
SOT-23-6	-40 to 85°C	AP2502KTR-G1	GEE	Tape & Reel
TSOT-23-6	-40 to 85°C	AP2502KTTR-G1	L7E	Tape & Reel

BCD Semiconductor's Pb-free products, as designated with "G1" suffix in the part number, are RoHS compliant and Green.

**Absolute Maximum Ratings (Note 1)**

Parameter	Symbol	Value	Unit
Enable Input Voltage	$V_{EN}$	-0.3 to 6.5	V
Thermal Resistance (Junction to Ambient)	$\theta_{JA}$	250	°C/W
Operating Junction Temperature Range	$T_J$	150	°C
Storage Temperature Range	$T_{STG}$	-65 to 150	°C
Lead Temperature (Soldering, 10 seconds)	$T_{LEAD}$	260	°C
ESD (Machine Model)		600	V
ESD (Human Body Model)		6000	V

Note 1: Stresses greater than those listed under “Absolute Maximum Ratings” may cause permanent damage to the device. These are stress ratings only, and functional operation of the device at these or any other conditions beyond those indicated under “Recommended Operating Conditions” is not implied. Exposure to “Absolute Maximum Ratings” for extended periods may affect device reliability.

**4-CH Linear Constant Current Sink With Matching****AP2502****Recommended Operating Conditions**

Parameter	Symbol	Value		Unit
		Min	Max	
Enable Input Voltage	$V_{EN}$	2.0	6.0	V
Operating Temperature Range	$T_A$	-40	85	°C
Sink Current	$I_{LED}$		20	mA

**Electrical Characteristics**

$V_{IN}=3.6V$ ,  $V_{F\_LED}=3.2V$ ,  $T_A = 25^\circ C$ , unless otherwise specified.

Parameter	Symbol	Test Conditions	Min	Typ	Max	Unit
LED Dropout Voltage	$V_{DROPOUT}$	$I_{SINK}=20mA$		65	120	mV
Enable PIN High Voltage	$V_{IH}$		2		6	V
Enable PIN Low Voltage	$V_{IL}$		0		0.5	V
LED Maximum Sink Current	$I_{LED(MAX)}$	$V_{CC}=3.3$ to $6.0V$ , Enable= $V_{CC}$	18	20	22	mA
Sink Current Matching Between each Channel	$I_{LED-MATCH}$	$V_{LED}=0.4V$		0.5	1	%
Quiescent Current	$I_Q$	$I_{LED1}=I_{LED2}=I_{LED3}=I_{LED4}=20mA$		125	180	$\mu A$
Shutdown Current	$I_{SHUTDOWN}$	Set EN Pin Low		0.1	1	$\mu A$
Thermal Resistance (Junction to Case)	$\theta_{JC}$			80		°C/W
PWM Frequency to Adjust Brightness	$f_{PWM}$				150	kHz
EN Pin Pulse High Time	$T_{HIGH}$		1			$\mu s$
EN Pin Pulse Low Time	$T_{LOW}$		100			ns
Thermal Shutdown Temperature	$T_{OTS D}$			150		°C
Thermal Shutdown Hysteresis	$T_{HYOTS D}$			25		

Typical Performance Characteristics

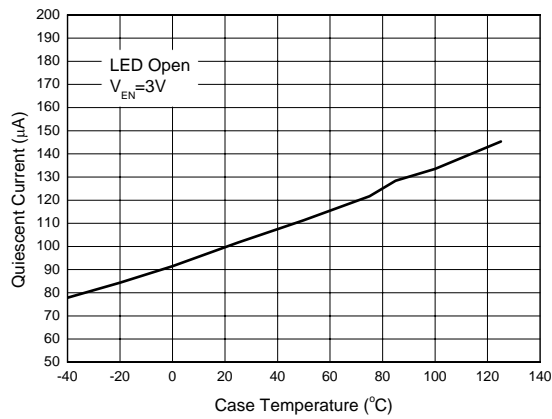


Figure 4. Quiescent Current vs. Case Temperature

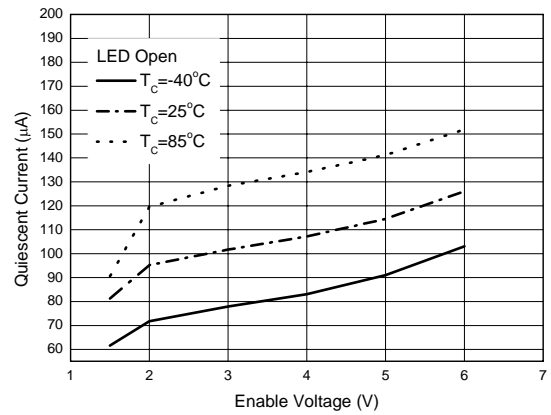


Figure 5. Quiescent Current vs. Enable Voltage

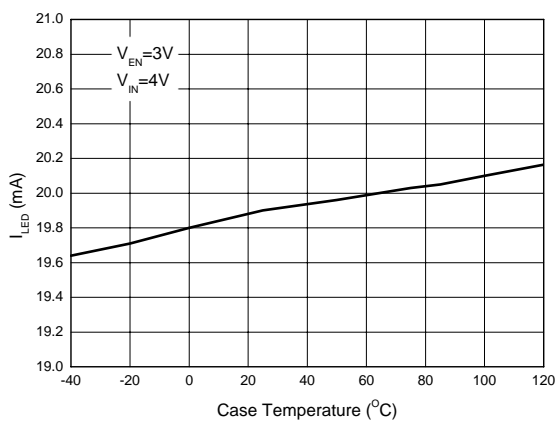


Figure 6. LED Current vs. Case Temperature

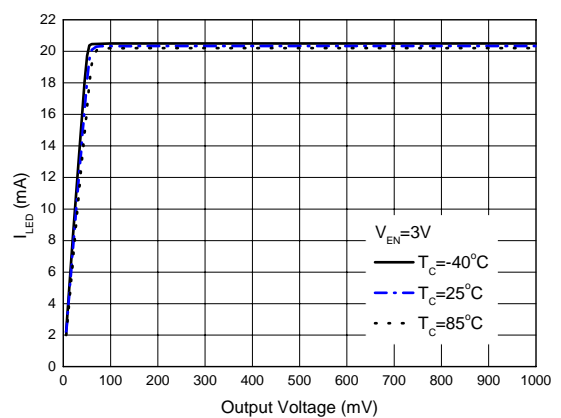


Figure 7. LED Current vs. Output Voltage

**4-CH Linear Constant Current Sink With Matching**

**AP2502**

**Typical Performance Characteristics (Continued)**

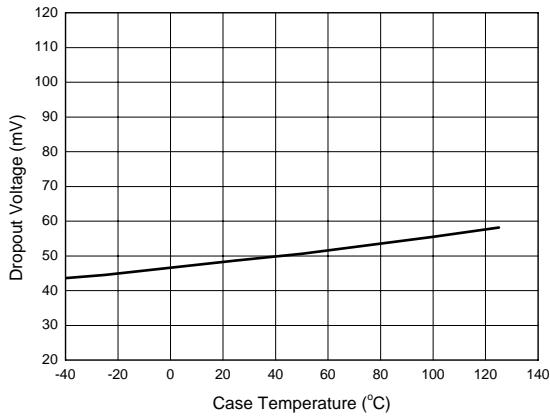


Figure 8. Dropout Voltage vs. Case Temperature

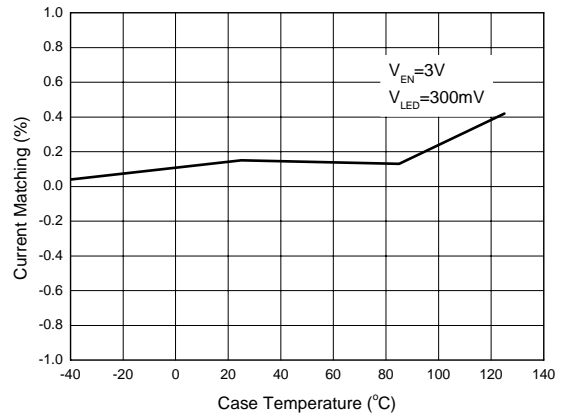


Figure 9. Current Matching vs. Case Temperature

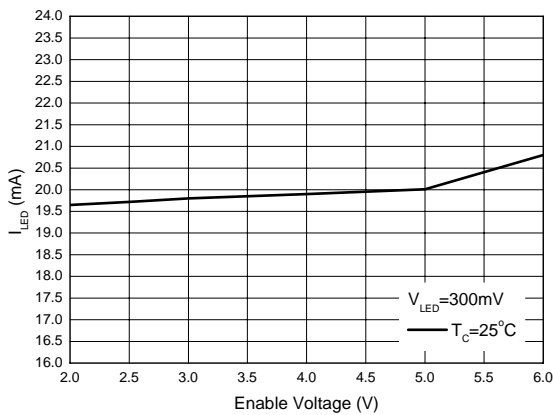


Figure 10. LED Current vs. Enable Voltage

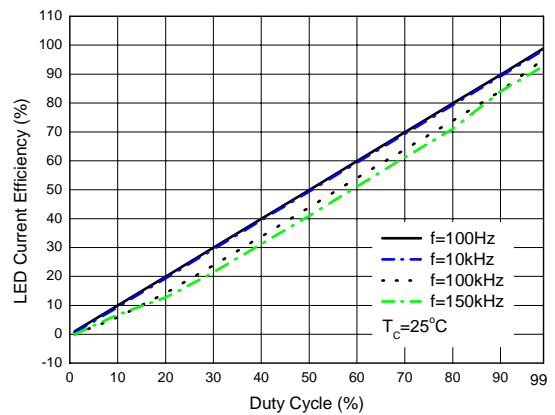


Figure 11. LED Current Efficiency vs. Duty Cycle

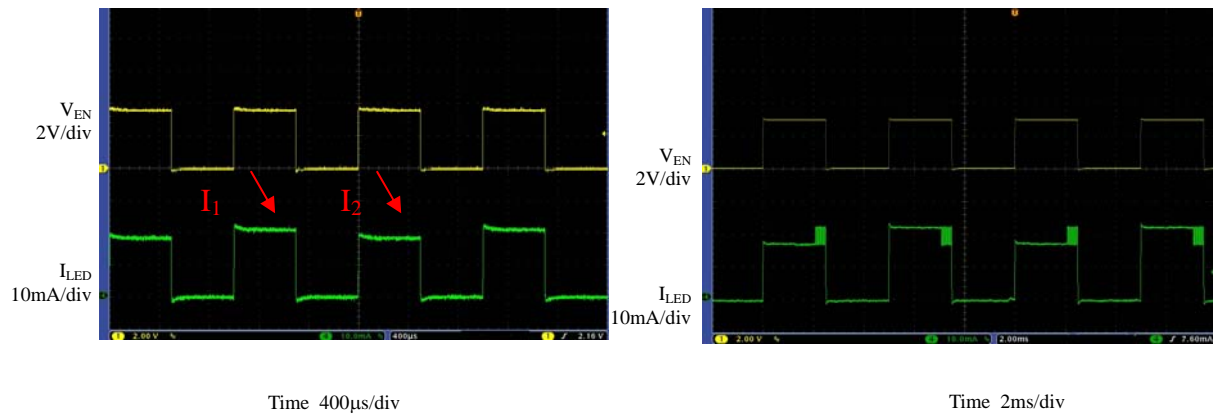
**Typical Performance Characteristics (Continued)**


Figure 12. LED Current (Note 2)  
 ( $V_{IN}=4V$ ,  $V_{EN}=0$  to  $3.6V$ , Duty cycle=50%,  $f_{PWM}=1kHz$ )

Figure 13. Internal Oscillator Working at Low Frequency  
 ( $V_{IN}=4V$ ,  $V_{EN}=0$  to  $3.6V$ , Duty cycle=50%,  $f_{PWM}=0.1kHz$ )

Note 2: Chopper offset-canceling technology is adopted to get good current matching,  $I_{LED}=[(I_1+I_2)/2]*duty$ .



**Typical Application**

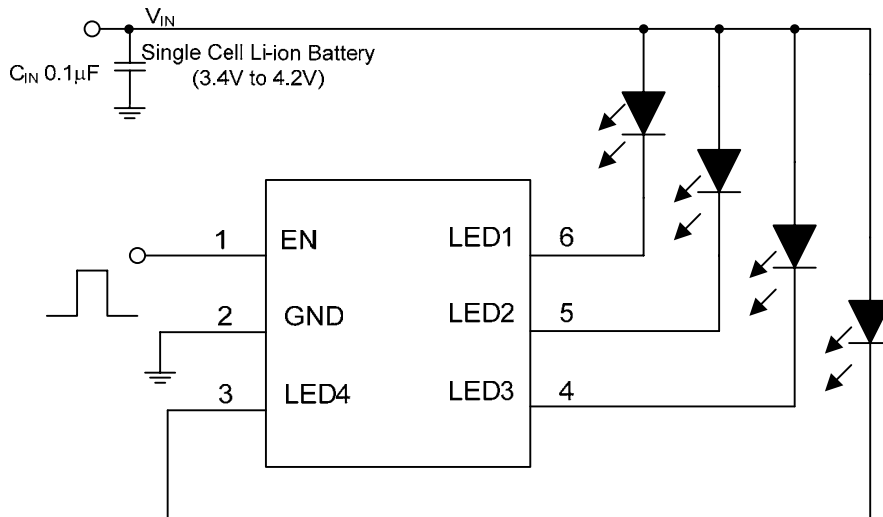


Figure 14. AP2502 Typical Application

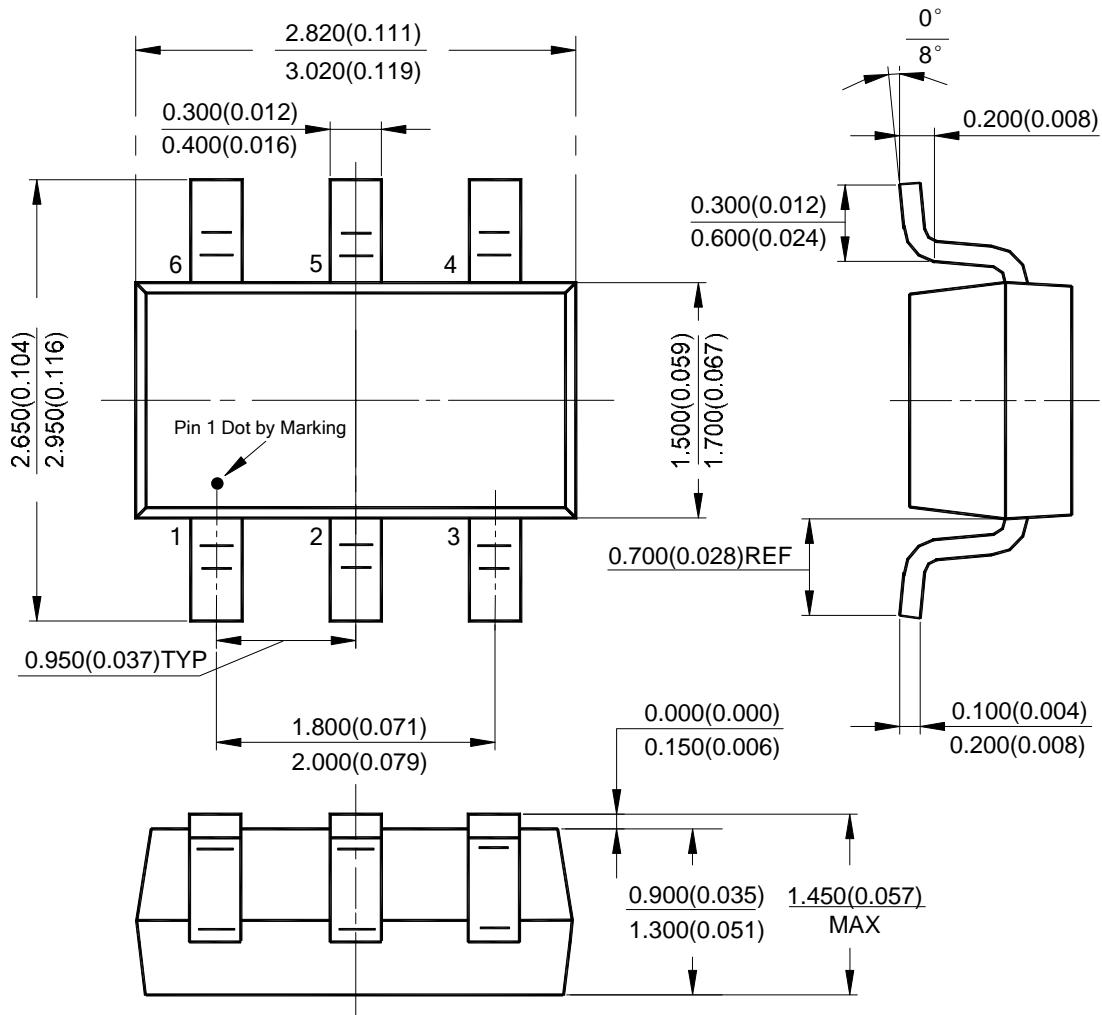
**4-CH Linear Constant Current Sink With Matching**

**AP2502**

**Mechanical Dimensions**

**SOT-23-6**

**Unit: mm(inch)**



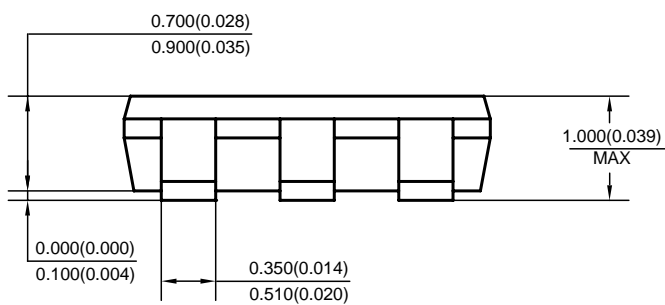
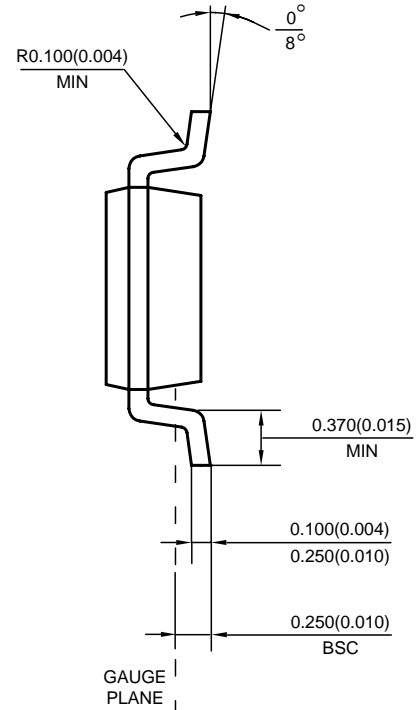
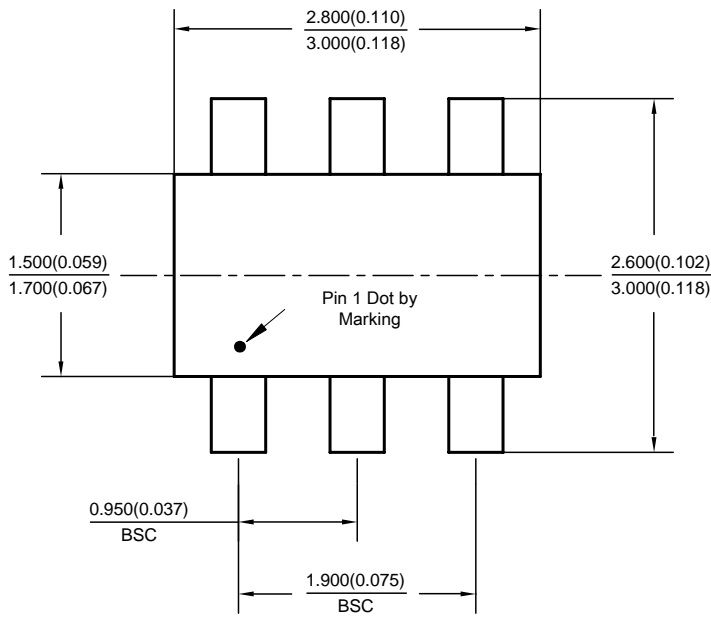
**4-CH Linear Constant Current Sink With Matching**

**AP2502**

**Mechanical Dimensions (Continued)**

**TSOT-23-6**

**Unit: mm(inch)**





## **BCD Semiconductor Manufacturing Limited**

<http://www.bcdsemi.com>

### **IMPORTANT NOTICE**

BCD Semiconductor Manufacturing Limited reserves the right to make changes without further notice to any products or specifications herein. BCD Semiconductor Manufacturing Limited does not assume any responsibility for use of any its products for any particular purpose, nor does BCD Semiconductor Manufacturing Limited assume any liability arising out of the application or use of any its products or circuits. BCD Semiconductor Manufacturing Limited does not convey any license under its patent rights or other rights nor the rights of others.

---

#### **MAIN SITE**

##### **- Headquarters**

##### **BCD Semiconductor Manufacturing Limited**

No. 1600, Zi Xing Road, Shanghai Zizhu Science-based Industrial Park, 200241, China  
Tel: +86-21-24162266, Fax: +86-21-24162277

##### **- Wafer Fab**

##### **Shanghai SIM-BCD Semiconductor Manufacturing Co., Ltd.**

800 Yi Shan Road, Shanghai 200233, China  
Tel: +86-21-6485 1491, Fax: +86-21-5450 0008

#### **REGIONAL SALES OFFICE**

##### **Shenzhen Office**

##### **Shanghai SIM-BCD Semiconductor Manufacturing Co., Ltd., Shenzhen Office**

Unit A Room 1203, Skyworth Bldg., Gaoxin Ave. 1.S., Nanshan District, Shenzhen, China  
Tel: +86-755-8826 7951  
Fax: +86-755-8826 7865

##### **Taiwan Office**

##### **BCD Semiconductor (Taiwan) Company Limited**

4F, 298-1, Rui Guang Road, Nei-Hu District, Taipei, Taiwan  
Tel: +886-2-2656 2808  
Fax: +886-2-2656 2806

##### **USA Office**

##### **BCD Semiconductor Corp.**

30920 Huntwood Ave. Hayward, CA 94544, USA  
Tel : +1-510-324-2988  
Fax: +1-510-324-2788

Компания «Life Electronics» занимается поставками электронных компонентов импортного и отечественного производства от производителей и со складов крупных дистрибьюторов Европы, Америки и Азии.

С конца 2013 года компания активно расширяет линейку поставок компонентов по направлению коаксиальный кабель, кварцевые генераторы и конденсаторы (керамические, пленочные, электролитические), за счёт заключения дистрибьюторских договоров

Мы предлагаем:

- Конкурентоспособные цены и скидки постоянным клиентам.
- Специальные условия для постоянных клиентов.
- Подбор аналогов.
- Поставку компонентов в любых объемах, удовлетворяющих вашим потребностям.
- Приемлемые сроки поставки, возможна ускоренная поставка.
- Доставку товара в любую точку России и стран СНГ.
- Комплексную поставку.
- Работу по проектам и поставку образцов.
- Формирование склада под заказчика.
- Сертификаты соответствия на поставляемую продукцию (по желанию клиента).
- Тестирование поставляемой продукции.
- Поставку компонентов, требующих военную и космическую приемку.
- Входной контроль качества.
- Наличие сертификата ISO.

В составе нашей компании организован Конструкторский отдел, призванный помогать разработчикам, и инженерам.

Конструкторский отдел помогает осуществить:

- Регистрацию проекта у производителя компонентов.
- Техническую поддержку проекта.
- Защиту от снятия компонента с производства.
- Оценку стоимости проекта по компонентам.
- Изготовление тестовой платы монтаж и пусконаладочные работы.



Тел: +7 (812) 336 43 04 (многоканальный)  
Email: [org@lifeelectronics.ru](mailto:org@lifeelectronics.ru)