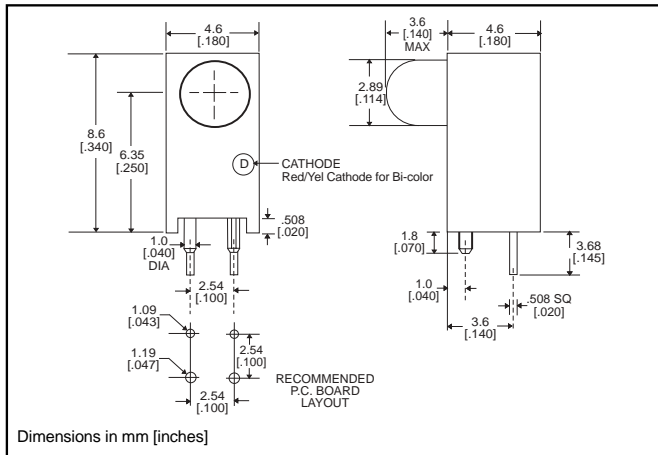


3mm

LED CBI® Circuit Board Indicator .250" High LED Centerline

Dialight

551-xx03



Dimensions in mm [inches]

Standard Polarity shown in drawing: Cathode right

Features

- Multiple CBIs form horizontal LED arrays on 4.7mm (0.185") center-lines
- High Contrast, UL 94 V-0 rated, black housing
- Oxygen index: 31.5%
- Polymer content: PBT, 0.190 g
- Housing stand-offs facilitate PCB cleaning
- Locating pins provide stability during soldering
- Solderability per MIL-STD-202F, method 208F
- LEDs are safe for direct viewing per IEC 825-1, EN-60825-1

Tolerance note: As noted, otherwise:

- LED Protrusion: ± 0.04 mm [± 0.016]
- CBI Housing: ± 0.02 mm [± 0.008]

PART NO.

COLOR

HIGH EFFICIENCY

| | |
|----------|--------|
| 551-0203 | Green |
| 551-0303 | Yellow |
| 551-0403 | Red |
| 551-2503 | Orange |

INTEGRAL RESISTOR, 5 VOLTS

| | |
|----------|--------|
| 551-0503 | Red |
| 551-0603 | Green |
| 551-0703 | Yellow |

LOW CURRENT

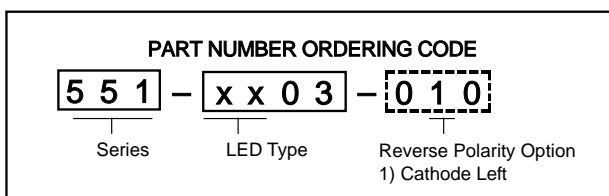
| | |
|----------|--------|
| 551-1103 | Red |
| 551-1203 | Yellow |
| 551-1303 | Green |

BI-COLOR

| | |
|----------|--------------|
| 551-3003 | Red/Green |
| 551-3103 | Yellow/Green |

To order any of the 551-xx03 part numbers with Reverse Polarity (Cathode Left), please add -010 to the part numbers shown above.

4



-010 Ordering Code Suffix required ONLY for Reverse Polarity Option

Typical Operating Characteristics ($T_A=25^{\circ}\text{C}$)

See LED data sheet for additional information
See page 4-70 and 4-71 for Reference Only LED Drive Circuit Examples. See page 4-72 for Pin Out

HIGH EFFICIENCY

| Part Number | Color | Peak Wavelength nm | I_V mcd | V_F Volts | Test Current (mA) | Viewing Angle $2\theta_{\%}$ | LED Data sheet | Page # |
|-------------|--------|--------------------|-----------|-------------|-------------------|------------------------------|----------------|--------|
| 551-0203 | Green | 563 | 16 | 2.1 | 10 | 45° | 521-9408 | 4-64 |
| 551-0303 | Yellow | 585 | 6.3 | 2.1 | 10 | 45° | 521-9428 | 4-64 |
| 551-0403 | Red | 650 | 10 | 2 | 10 | 45° | 521-9427 | 4-64 |
| 551-2503 | Orange | 600 | 7 | 2.2 | 10 | 60° | 521-9498 | 4-58 |

INTEGRAL RESISTOR, 5 VOLTS

| Part Number | Color | Peak Wavelength nm | I_V mcd | Test Voltage | Forward Current (mA) | Viewing Angle $2\theta_{\%}$ | LED Data sheet | Page # |
|-------------|--------|--------------------|-----------|--------------|----------------------|------------------------------|----------------|--------|
| 551-0503 | Red | 635 | 29 | 5 | 10 | 60° | 521-9215 | 4-59 |
| 551-0603 | Green | 565 | 19 | 5 | 10 | 60° | 521-9323 | 4-59 |
| 551-0703 | Yellow | 585 | 12.6 | 5 | 10 | 60° | 521-9322 | 4-59 |

LOW CURRENT

| Part Number | Color | Peak Wavelength nm | I_V mcd | V_F Volts | Test Current (mA) | Viewing Angle $2\theta_{\%}$ | LED Data sheet | Page # |
|-------------|--------|--------------------|-----------|-------------|-------------------|------------------------------|----------------|--------|
| 551-1103 | Red | 635 | 1.6 | 1.7 | 2 | 60° | 521-9324 | 4-60 |
| 551-1203 | Yellow | 585 | 1.6 | 1.8 | 2 | 60° | 521-9325 | 4-60 |
| 551-1303 | Green | 565 | 1.6 | 1.9 | 2 | 60° | 521-9326 | 4-60 |

BI-COLOR

| Part Number | Color | Peak Wavelength nm | I_V mcd | V_F Volts | Test Current (mA) | Viewing Angle $2\theta_{\%}$ | LED Data sheet | Page # |
|-------------|--------------|--------------------|-----------|-------------|-------------------|------------------------------|----------------|--------|
| 551-3003 | Red/Green | 635/565 | 4.7/10 | 2/2.1 | 10 | 50° | 521-9459 | 4-63 |
| 551-3103 | Yellow/Green | 585/565 | 4.3/6.3 | 2.1*/2.1* | 10 | 80° | 521-9478 | 4-62 |

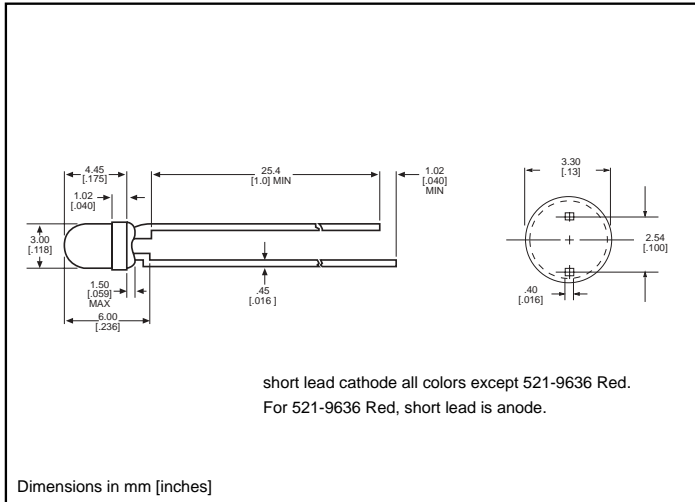
* $I_F = 20\text{mA}$



3mm Discrete LED
High Efficiency
Diffused



521-9210, -9211, -9216, -9498, -9636



PART NO. COLOR

- 521-9210 Green
- 521-9211 Yellow
- 521-9216 Red
- 521-9498 Orange
- 521-9636 Red



MOUNTING CLIP: 515-0006
 located on page 4-65

| ABSOLUTE MAXIMUM RATINGS ($T_A=25^\circ\text{C}$) | Green -9210 | Yellow -9211 | Red -9216 | Orange -9498 | Red -9636 |
|--|------------------------------------|------------------------|---------------------|------------------------|---------------------|
| Power Dissipation (mW) | 100 | 60 | 100 | 135 | 100 |
| Forward Current (mA) | 30 | 20 | 30 | 25 | 40 |
| Derating (mA/°C) From 50°C ¹ from 25°C | .4 | .25 | .4 | .5 | .5 ¹ |
| Operating Temperature (°C) | -55/+100 | -55/+100 | -55/+100 | -55/+100 | -55/+100 |
| Storage Temperature (°C) | -55/+100 | -55/+100 | -55/+100 | -55/+100 | -55/+100 |
| Soldering Temperature | 260°C, 5 seconds, 1.6 mm from body | | | | |

Solder Adherence per MIL-STD-202E, Method 208C

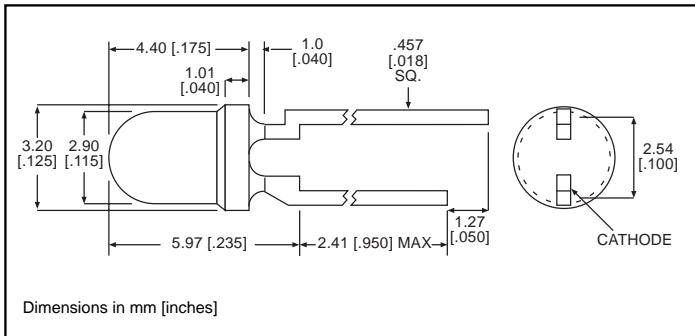
| OPERATING CHARACTERISTICS ($T_A=25^\circ\text{C}$) | | Green -9210 | Yellow -9211 | Red -9216 | Orange -9498 | Red -9636 |
|---|---------|-----------------------|------------------------|---------------------|------------------------|---------------------|
| Luminous Intensity (mcd) | Min. | 4.7 | 7.4 | 7.4 | 3.4 | 8.7 ¹ |
| | Typical | 12.6 | 10 | 10 | 7 | 48 ¹ |
| Peak Wavelength (nm) | Typical | 565 | 585 | 635 | 600 | 660 |
| Viewing Angle (2θ °) | Typical | 60° | 60° | 60° | 60° | 60° |
| Forward Voltage (V) | Typical | 2.1 ¹ | 2.1 ¹ | 2 ¹ | 2.2 | 1.8 ¹ |
| | Max. | 2.8 ¹ | 2.8 ¹ | 2.8 ¹ | 3 | 2.4 ¹ |
| Reverse Voltage (V), $I_R=100\mu\text{A}$ | Max. | 5 | 5 | 5 | 5 | 4 |

¹ θ is the off axis angle at which the luminous intensity is half the axial luminous intensity

**3mm Discrete LED
Integral Resistor, 5V
Diffused**

Dialight

521-9215, -9322, -9323



| PART NO. | COLOR |
|----------|--------|
| 521-9215 | Red |
| 521-9322 | Yellow |
| 521-9323 | Green |

MOUNTING CLIP: 515-0006
located on page 4-65

| ABSOLUTE MAXIMUM RATINGS ($T_A=25^\circ\text{C}$) | Red | Yellow | Green |
|--|--|--------------|--------------|
| | -9215 | -9322 | -9323 |
| Forward Voltage (V) | 7.5 | 7.5 | 7.5 |
| Derating ($V/^\circ\text{C}$) From 50°C | .086 | .086 | .071 |
| Operating Temperature ($^\circ\text{C}$) | -40/+85 | -40/+85 | -20/+85 |
| Storage Temperature ($^\circ\text{C}$) | -55/+100 | -55/+100 | -55/+100 |
| Soldering Temperature | 260 $^\circ\text{C}$, 5 seconds, 1.6 mm from case | | |

Solder Adherence per MIL-STD-202E, Method 208C

| OPERATING CHARACTERISTICS ($T_A=25^\circ\text{C}$) | | Red | Yellow | Green |
|---|---------|--------------|--------------|--------------|
| | | -9215 | -9322 | -9323 |
| Luminous Intensity (mcd) | Min. | 8.7 | 3.7 | 5.6 |
| | Typical | 29 | 12.6 | 19 |
| Peak Wavelength (nm) | Typical | 635 | 585 | 565 |
| Viewing Angle ($2\theta_{1/2}$) | Typical | 60 $^\circ$ | 60 $^\circ$ | 60 $^\circ$ |
| Forward Current (mA) | Typical | 10 | 10 | 10 |
| | Max. | 20 | 20 | 20 |
| Reverse Voltage (V), $I_R=100\mu\text{A}$ | Min. | 5 | 5 | 5 |

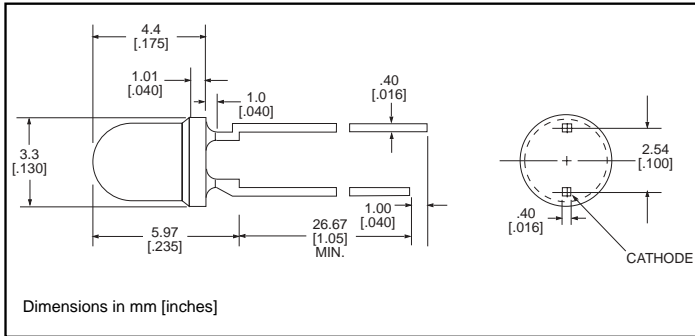
$\theta_{1/2}$ is the off axis angle at which the luminous intensity is half the axial luminous intensity

4

3mm Discrete LED
Low Current
Diffused

Dialight

521-9324, -9325, -9326



| <u>PART NO.</u> | <u>COLOR</u> |
|-----------------|--------------|
| 521-9324 | Red |
| 521-9325 | Yellow |
| 521-9326 | Green |

MOUNTING CLIP: 515-0006
 located on page 4-65

ABSOLUTE MAXIMUM RATINGS ($T_A=25^\circ\text{C}$)

| | Red -9324 | Yellow -9325 | Green -9326 |
|---|--|------------------------|-----------------------|
| Power Dissipation (mW) | 20 | 20 | 20 |
| Forward Current (mA) | 7 | 7 | 7 |
| Derating (mA/ $^\circ\text{C}$) From 90 $^\circ\text{C}$ | .7 | .7 | .7 |
| Peak Current (mA) Pulse width = 10 μs | 500 | 500 | 500 |
| Operating Temperature ($^\circ\text{C}$) | -55/+100 | -55/+100 | -55/+100 |
| Storage Temperature ($^\circ\text{C}$) | -55/+100 | -55/+100 | -55/+100 |
| Soldering Temperature | 260 $^\circ\text{C}$, 5 seconds, 1.6 mm from case | | |

Solder Adherence per MIL-STD-202E, Method 208C

OPERATING CHARACTERISTICS ($T_A=25^\circ\text{C}$)

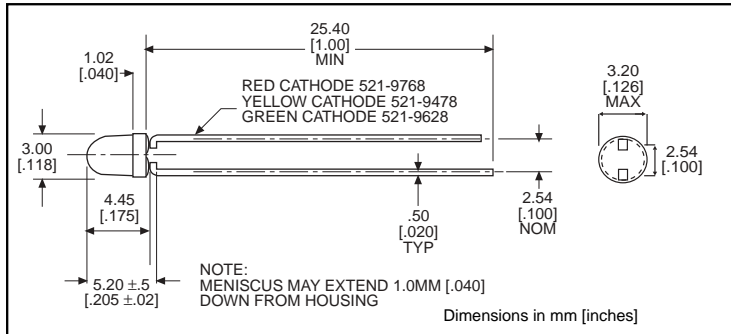
| | | Red -9324 | Yellow -9325 | Green -9326 |
|--|---------|---------------------|------------------------|-----------------------|
| Luminous Intensity (mcd) $I_F=2\text{mA}$ | Min. | 1 | 1 | 1 |
| | Typical | 1.6 | 1.6 | 1.6 |
| Peak Wavelength (nm) λ Peak | Typical | 635 | 585 | 565 |
| Viewing Angle (2θ $\%$) | Typical | 60 $^\circ$ | 60 $^\circ$ | 60 $^\circ$ |
| Forward Voltage (V) $I_F=2\text{mA}$ | Typical | 1.7 | 1.8 | 1.9 |
| | Max. | 2.2 | 2.7 | 2.2 |
| Reverse Voltage (V), $I_R=50\mu\text{A}$ | Min. | 5 | 5 | 5 |

θ is the off axis angle at which the luminous intensity is half the axial luminous intensity

3mm Discrete LED
Bi-Color
Non-Tinted, Diffused



521-9478, -9628, -9768



| <u>PART NO.</u> | <u>COLOR</u> |
|-----------------|--------------|
| 521-9478 | Yellow/Green |
| 521-9628 | Red/Green |
| 521-9768 | Red/Yellow |

MOUNTING CLIP: 515-0006
 located on page 4-65

| ABSOLUTE MAXIMUM RATINGS ($T_A=25^\circ\text{C}$) | Yellow/Green -9478 | Red/Green -9628 | Red/Yellow -9768 |
|--|-------------------------------------|---------------------------|-----------------------------------|
| Power Dissipation (mW) | 60/100 | 140/100 | 100/60 |
| Forward Current (mA) | 20/30 | 40/30 | 30/20 |
| Derating (mA/°C) From 25°C From 50°C | .25 ¹ /.40 ¹ | .5/.4 | .4 ¹ /.25 ¹ |
| Peak Current (mA) Pulse width = 10µs | 80/120 | 200/120 | 120/80 |
| Operating Temperature (°C) | -55/+100 | -55/+100 | -55/+100 |
| Storage Temperature (°C) | -55/+100 | -55/+100 | -55/+100 |
| Soldering Temperature | 260°C, 5 seconds, 1.66 mm from case | | |

Solder Adherence per MIL-STD-202E, Method 208C

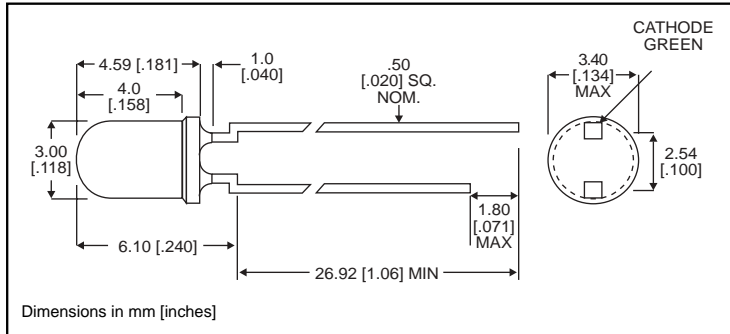
| OPERATING CHARACTERISTICS ($T_A=25^\circ\text{C}$) | | Yellow/Green -9478 | Red/Green -9628 | Red/Yellow -9768 |
|---|---------|------------------------------|---------------------------|----------------------------|
| Luminous Intensity (mcd) | Min. | 2.5/2.5 | 3.7*/1.1* | 1.7*/1.7* |
| | Typical | 4.3/6.3 | 12.6*/3.7* | 5.6*/5.6* |
| Peak Wavelength (nm) | Typical | 585/565 | 660/565 | 630/585 |
| λ Peak | | | | |
| Viewing Angle (2θ °) | Typical | 80° | 200° | 80° |
| Forward Voltage (V) | Typical | 2.1/2.1 | 1.8/2.1 | 2/2.1 |
| | Max. | 2.8/2.8 | 2.4/2.8 | 2.8/2.8 |
| Reverse Voltage (V) $I_R=100\text{ua}$ | Min. | 5 | 5 | 5 |

° is the off axis angle at which the luminous intensity is half the axial luminous intensity

**3mm Discrete LED
Bi-Color
Non-Tinted, Diffused**

Dialight

521-9459



PART NO.

521-9459

COLOR

Red/Green

MOUNTING CLIP: 515-0006

located on page 4-65

4

ABSOLUTE MAXIMUM RATINGS ($T_A=25^\circ\text{C}$)

Red/Green
-9459

| | |
|----------------------------|------------------------------------|
| Power Dissipation (mW) | 140 |
| Forward Current (mA) | 45 |
| Derating (mA/°C) From 25°C | .6 |
| Peak Current (mA) | 1000 |
| Pulse width = 10µs | |
| Operating Temperature (°C) | -55/+100 |
| Storage Temperature (°C) | -55/+100 |
| Soldering Temperature | 260°C, 5 seconds, 1.6 mm from case |

Solder Adherence per MIL-STD-202E, Method 208C

OPERATING CHARACTERISTICS ($T_A=25^\circ\text{C}$)

Red/Green
-9459

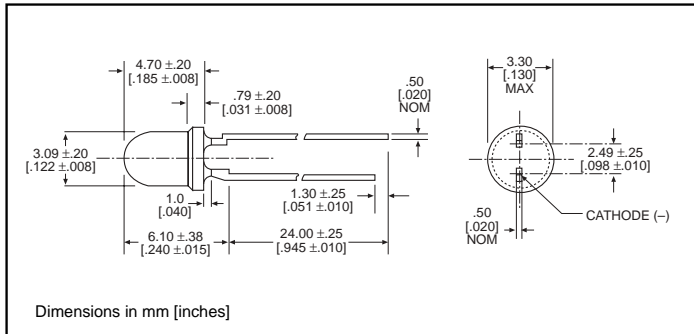
| | | |
|-----------------------------------|---------|---------|
| Luminous Intensity (mcd) | Min. | 2.5/3.7 |
| $I_F=10\text{mA}$ | Typical | 4.7/10 |
| Peak Wavelength (nm) | Typical | 635/565 |
| λ Peak | | |
| Viewing Angle ($2\theta_{1/2}$) | Typical | 50° |
| Forward Voltage (V) | Typical | 2/2.1 |
| $I_F=10\text{mA}$ | Max. | 2.8/2.8 |

$\theta_{1/2}$ is the off axis angle at which the luminous intensity is half the axial luminous intensity

3mm Discrete LED High Efficiency Diffused

Dialight

521-94xx



TYPE
521-9408
521-9427
521-9428

COLOR
Green
Red
Yellow

MOUNTING CLIP: 515-0006
located on page 4-65

ABSOLUTE MAXIMUM RATINGS (T_A=25°C)

| | Green -9408 | Red -9427 | Yellow -9428 |
|----------------------------|------------------------------------|---------------------|------------------------|
| Power Dissipation (mW) | 75 | 60 | 60 |
| Forward Current (mA) | 25 | 20 | 20 |
| Derating (mA/°C) From 50°C | .5 | .5 | .5 |
| Peak Current (mA) | 60 | 60 | 60 |
| Operating Temperature (°C) | -25/+85 | -25/+85 | -25/+85 |
| Storage Temperature (°C) | -30/+100 | -30/+100 | -30/+100 |
| Soldering Temperature | 260°C, 5 seconds, 1.6 mm from case | | |

Solder Adherence per MIL-STD-202E, Method 208C

OPERATING CHARACTERISTICS (T_A=25°C)

| | | Green -9408 | Red -9427 | Yellow -9428 |
|---|---------|-----------------------|---------------------|------------------------|
| Luminous Intensity (mcd) | Min. | 5.6 | 3.6 | 2.2 |
| | Typical | 16 | 10 | 6.3 |
| Peak Wavelength (nm) | Typical | 563 | 650 | 585 |
| Viewing Angle (2θ ^{1/2}) | Typical | 45° | 45° | 45° |
| Forward Voltage (V) | Typical | 2.1 | 2 | 2.1 |
| | Max. | 3 | 3 | 3 |
| Reverse Voltage (V), I _R =10μA | Min. | 3 | 3 | 3 |

θ^{1/2} is the off axis angle at which the luminous intensity is half the axial luminous intensity

Компания «Life Electronics» занимается поставками электронных компонентов импортного и отечественного производства от производителей и со складов крупных дистрибьюторов Европы, Америки и Азии.

С конца 2013 года компания активно расширяет линейку поставок компонентов по направлению коаксиальный кабель, кварцевые генераторы и конденсаторы (керамические, пленочные, электролитические), за счёт заключения дистрибьюторских договоров

Мы предлагаем:

- Конкуренспособные цены и скидки постоянным клиентам.
- Специальные условия для постоянных клиентов.
- Подбор аналогов.
- Поставку компонентов в любых объемах, удовлетворяющих вашим потребностям.
- Приемлемые сроки поставки, возможна ускоренная поставка.
- Доставку товара в любую точку России и стран СНГ.
- Комплексную поставку.
- Работу по проектам и поставку образцов.
- Формирование склада под заказчика.
- Сертификаты соответствия на поставляемую продукцию (по желанию клиента).
- Тестирование поставляемой продукции.
- Поставку компонентов, требующих военную и космическую приемку.
- Входной контроль качества.
- Наличие сертификата ISO.

В составе нашей компании организован Конструкторский отдел, призванный помогать разработчикам, и инженерам.

Конструкторский отдел помогает осуществить:

- Регистрацию проекта у производителя компонентов.
- Техническую поддержку проекта.
- Защиту от снятия компонента с производства.
- Оценку стоимости проекта по компонентам.
- Изготовление тестовой платы монтаж и пусконаладочные работы.



Тел: +7 (812) 336 43 04 (многоканальный)

Email: org@lifeelectronics.ru