

Magnetically Compensated Choke, 1- and 3-phase



See below:

**Approvals and Compliances**

**Description**

- Current compensated choke
- 1- or 3-phase choke
- THT terminals or wire leads
- Flange for mounting onto printed circuit board
- Fully potted resin

**Applications**

- Attenuation of common mode interferences
- May also be used in direct current applications where magnetic compensation is required
- Designed for 230/400 VAC applications

**Weblinks**

[pdf data sheet](#), [html datasheet](#), [General Product Information](#), [Approvals](#), [Distributor-Stock-Check](#), [Detailed request for product](#)

**Technical Data**

|                           |                          |                           |  |
|---------------------------|--------------------------|---------------------------|--|
| Rated voltage             | up to 440 VAC            | Test Voltage              | 1.8kV, 50Hz, 1 min, winding to winding |
| Rated Current             | 0.5 - 15A @ Ta 40 °C     | Isolation Voltage         | 2kV eff., winding to ambient           |
| Rated inductance          | 1 - 20mH, Tol. -30% +50% | Climatic Category         | 25/100/21 acc. to IEC 60068-1          |
| Power Operating Frequency | 50 - 400Hz               | Allowable Operation Temp. | -25 °C to 100 °C                       |
| Terminal Type             | THT, Flexible wire       |                           |  |
| Weight                    | 6 - 163g                 |                           |  |
| Material: Housing         | UL 94V-0                 |                           |  |
| Sealing Compound          | UL 94V-0                 |                           |  |

**Approvals and Compliances**

Detailed information on product approvals, code requirements, usage instructions and detailed test conditions can be looked up in [Details about Approvals](#)

SCHURTER products are designed for use in industrial environments. They have approvals from independent testing bodies according to national and international standards. Products with specific characteristics and requirements such as required in the automotive sector according to IATF 16949, medical technology according to ISO 13485 or in the aerospace industry can be offered exclusively with customer-specific, individual agreements by SCHURTER.

**Approvals**

The approval mark is used by the testing authorities to certify compliance with the safety requirements placed on electronic products.

Approval Reference Type: DFK

| Approval Logo | Certificates                 | Certification Body | Description     |
|---------------|------------------------------|--------------------|-----------------|
|               | <a href="#">UL Approvals</a> | UL                 | UL File Number: |

**Application standards**

Application standards where the product can be used

| Organization | Design                         | Standard       | Description  |
|--------------|--------------------------------|----------------|--|
|              | Designed for applications acc. | IEC/UL 62368-1 | IEC 62368-1 includes the basic requirements for safety of audio, video, information technology and office equipment. |

**Compliances**

The product complies with following Guide Lines

| Identification   | Details                                      | Initiator   | Description   |
|--|--|-------------|---|
|  | <a href="#">CE declaration of conformity</a> | SCHURTER AG | The CE marking declares that the product complies with the applicable requirements laid down in the harmonisation of Community legislation on its affixing in accordance with EU Regulation 765/2008. |
|  | RoHS   | SCHURTER AG | Directive RoHS 2011/65/EU, Amendment (EU) 2015/863  |
|  | China RoHS                                   | SCHURTER AG | The law SJ / T 11363-2006 (China RoHS) has been in force since 1 March 2007. It is similar to the EU directive RoHS.  |
|  | REACH  | SCHURTER AG | On 1 June 2007, Regulation (EC) No 1907/2006 on the Registration, Evaluation, Authorization and Restriction of Chemicals 1 (abbreviated as "REACH") entered into force.                               |

**Dimension [mm]**

Case 03



Case 07



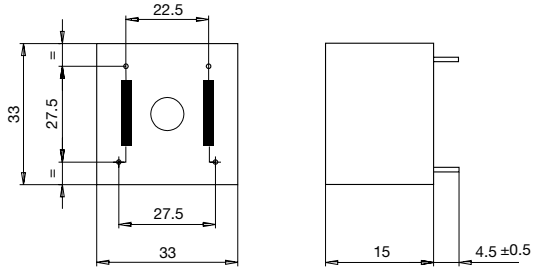
Case 11



Case 12



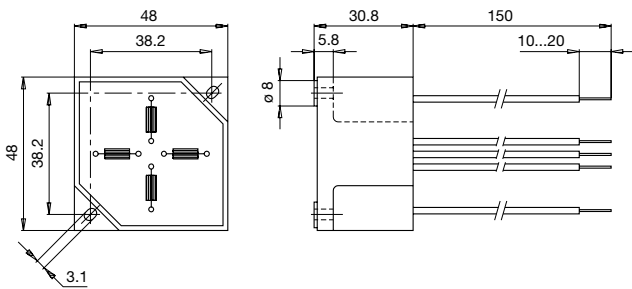
Case 20



Case 25-2



Case 29-4



Diagrams



1 phase



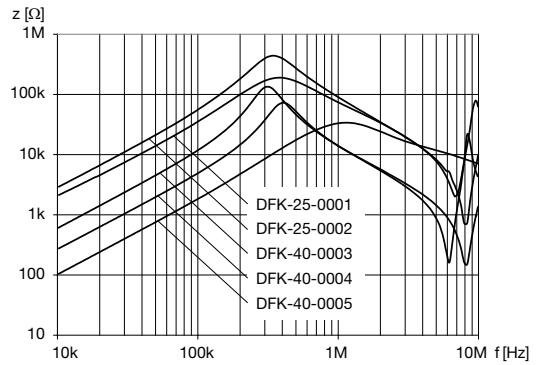
3 phases and neutral

Impedance curves

DFK-175-xxxx, DFK-20-xxxx



DFK-25-xxxx, DFK-40-xxxx



DFK-33-xxxx, DFK-48-xxxx



All Variants

| $I_n$ [A] | $L_n$ [mH] | $R_{Cu}$ [mΩ] | $f_{RES}$ [MHz] | Copper $\phi$ [mm] | Weight [g] | Housings | Packing unit [pcs.] | Order Number |
|-----------|------------|---------------|-----------------|--------------------|------------|----------|---------------------|--------------|
| 0.5       | 10         | 900           | 0.5             | 0.5                | 6 g        | 03       | 100                 | DFK-175-0001 |
| 1         | 10         | 500           | 0.7             | 0.6                | 12 g       | 07       | 150                 | DFK-20-0001  |
| 1         | 20         | 500           | 0.5             | 0.6                | 12 g       | 07       | 150                 | DFK-20-0002  |
| 1         | 10         | 510           | 0.5             | 0.6                | 18 g       | 11       | 50                  | DFK-25-0001  |
| 2         | 10         | 250           | 0.5             | 0.6                | 18 g       | 12       | 50                  | DFK-25-0002  |
| 2         | 20         | 250           | 0.3             | 0.6                | 37 g       | 20       | 45                  | DFK-33-0001  |
| 3         | 10         | 150           | 0.38            | 0.6                | 37 g       | 20       | 45                  | DFK-33-0002  |
| 6         | 4          | 27            | 0.4             | -                  | 127 g      | 25-2     | 10                  | DFK-40-0003  |
| 10        | 2          | 9             | 1.45            | -                  | 127 g      | 25-2     | 10                  | DFK-40-0004  |
| 15        | 1          | 10            | 1.45            | 2.5 x 2.5          | 127 g      | 25-2     | 10                  | DFK-40-0005  |
| 6         | 4 x 1.5    | 20            | 0.2             | 1.5 x 1.5          | 163 g      | 29-4     | 10                  | DFK-48-0008  |

Availability for all products can be searched real-time: <https://www.schurter.com/en/Stock-Check/Stock-Check-SCHURTER>

Компания «Life Electronics» занимается поставками электронных компонентов импортного и отечественного производства от производителей и со складов крупных дистрибьюторов Европы, Америки и Азии.

С конца 2013 года компания активно расширяет линейку поставок компонентов по направлению коаксиальный кабель, кварцевые генераторы и конденсаторы (керамические, пленочные, электролитические), за счёт заключения дистрибьюторских договоров

Мы предлагаем:

- Конкурентоспособные цены и скидки постоянным клиентам.
- Специальные условия для постоянных клиентов.
- Подбор аналогов.
- Поставку компонентов в любых объемах, удовлетворяющих вашим потребностям.
- Приемлемые сроки поставки, возможна ускоренная поставка.
- Доставку товара в любую точку России и стран СНГ.
- Комплексную поставку.
- Работу по проектам и поставку образцов.
- Формирование склада под заказчика.
- Сертификаты соответствия на поставляемую продукцию (по желанию клиента).
- Тестирование поставляемой продукции.
- Поставку компонентов, требующих военную и космическую приемку.
- Входной контроль качества.
- Наличие сертификата ISO.

В составе нашей компании организован Конструкторский отдел, призванный помогать разработчикам, и инженерам.

Конструкторский отдел помогает осуществить:

- Регистрацию проекта у производителя компонентов.
- Техническую поддержку проекта.
- Защиту от снятия компонента с производства.
- Оценку стоимости проекта по компонентам.
- Изготовление тестовой платы монтаж и пусконаладочные работы.



Тел: +7 (812) 336 43 04 (многоканальный)

Email: [org@lifeelectronics.ru](mailto:org@lifeelectronics.ru)