

DIP8-pin type  
featuring low on-resistance  
with 400V load voltage

PhotoMOS<sup>®</sup>  
HE 2 Form A  
(AQW254)

## FEATURES

### 1. High sensitivity and low on-resistance

Can control max. 0.16 A load current with 5 mA input current. Low on-resistance of typ. 10.2Ω.

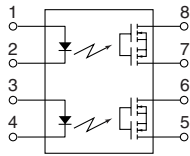

### 2. Applicable for 2 Form A use as well as two independent 1 Form A use

PhotoMOS feature extremely low closed-circuit offset voltage to enable control of low-level analog signals without distortion.

### 4. Low-level off state leakage current of max. 1 μA

## TYPICAL APPLICATIONS

- High-speed inspection machines
- Data communication equipment
- Telephone equipment



RoHS compliant

## TYPES

	Output rating*		Package	Part No.				Packing quantity	
				Through hole terminal	Surface-mount terminal			Tube	Tape and reel
	Load voltage	Load current		Tube packing style	Tape and reel packing style				
AC/DC dual use	400 V	120 mA	DIP8-pin	AQW254	AQW254A	AQW254AX	AQW254AZ	1 tube contains: 50 pcs. 1 batch contains: 500 pcs.	1,000 pcs

\*Indicate the peak AC and DC values.

Note: The surface mount terminal indicator "A" and the packing style indicator "X" or "Z" are not marked on the device.

## RATING

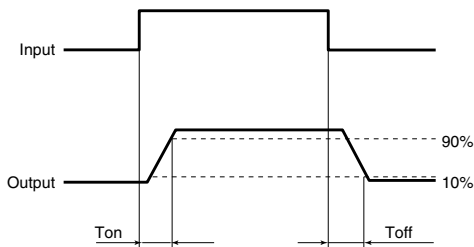
### 1. Absolute maximum ratings (Ambient temperature: 25°C 77°F)

Item		Symbol	AQW254(A)	Remarks
Input	LED forward current	$I_F$	50 mA	
	LED reverse voltage	$V_R$	5 V	
	Peak forward current	$I_{FP}$	1 A	$f = 100 \text{ Hz}$ , Duty factor = 0.1%
	Power dissipation	$P_{in}$	75 mW	
Output	Load voltage (peak AC)	$V_L$	400 V	
	Continuous load current	$I_L$	0.12 A (0.16 A)	A connection: Peak AC, DC ( ): in case of using only 1 channel
	Peak load current	$I_{peak}$	0.36 A	A connection: 100 ms (1 shot), $V_L = \text{DC}$
	Power dissipation	$P_{out}$	800 mW	
Total power dissipation		$P_T$	850 mW	
I/O isolation voltage		$V_{iso}$	1,500 V AC	Between input and output/between contact sets
Temperature limits	Operating	$T_{opr}$	-40°C to +85°C -40°F to +185°F	Non-condensing at low temperatures
	Storage	$T_{stg}$	-40°C to +100°C -40°F to +212°F	

## 2. Electrical characteristics (Ambient temperature: 25°C 77°F)

Item		Symbol	AQW254(A)	Condition
Input	LED operate current	Typical	0.9 mA	$I_L = \text{Max.}$
		Maximum	3 mA	
	LED turn off current	Minimum	0.4 mA	$I_L = \text{Max.}$
		Typical	0.8 mA	
LED dropout voltage	Typical	1.25 V (1.14 V at $I_F = 5 \text{ mA}$ )		$I_F = 50 \text{ mA}$
	Maximum	1.5 V		
Output	On resistance	Typical	10.2 $\Omega$	$I_F = 5 \text{ mA}$ $I_L = \text{Max.}$ Within 1 s on time
		Maximum	16 $\Omega$	
	Off state leakage current	Maximum	1 $\mu\text{A}$	
Transfer characteristics	Turn on time*	Typical	0.8 ms	$I_F = 5 \text{ mA}$ $I_L = \text{Max.}$
		Maximum	2 ms	
	Turn off time*	Typical	0.04 ms	$I_F = 5 \text{ mA}$ $I_L = \text{Max.}$
		Maximum	0.2 ms	
	I/O capacitance	Typical	0.8 pF	$f = 1 \text{ MHz}$ $V_B = 0 \text{ V}$
		Maximum	1.5 pF	
Initial I/O isolation resistance	Minimum	$R_{iso}$	1,000 M $\Omega$	500 V DC

\*Turn on/Turn off time



## RECOMMENDED OPERATING CONDITIONS

Please obey the following conditions to ensure proper device operation and resetting.

Item	Symbol	Recommended value	Unit
Input LED current	$I_F$	5	mA

- For Dimensions.
- For Schematic and Wiring Diagrams.
- For Cautions for Use.

■ These products are not designed for automotive use.

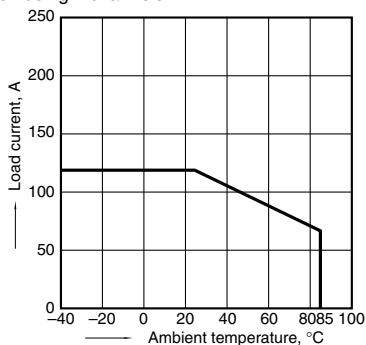
If you are considering to use these products for automotive applications, please contact your local Panasonic Corporation technical representative.  
For more information.

## REFERENCE DATA

1. Load current vs. ambient temperature characteristics

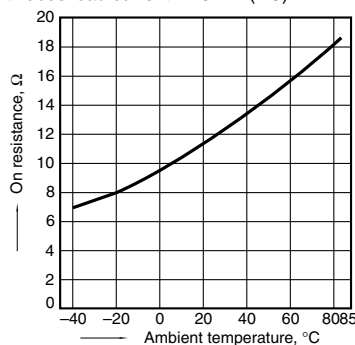
Allowable ambient temperature:  $-40^\circ\text{C}$  to  $+85^\circ\text{C}$   
 $-40^\circ\text{F}$  to  $+185^\circ\text{F}$

When using 2 channels



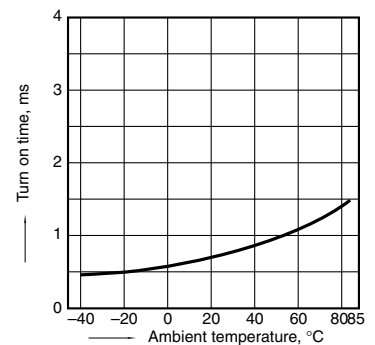
2. On resistance vs. ambient temperature characteristics

Measured portion: between terminals 5 and 6, 7 and 8; LED current: 5 mA; Load voltage: 400 V (DC); Continuous load current: 120 mA (DC)



3. Turn on time vs. ambient temperature characteristics

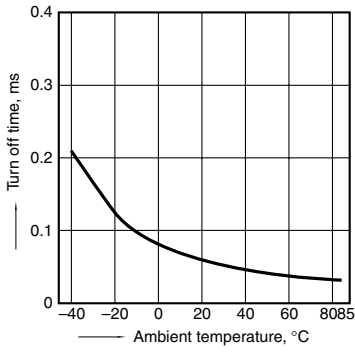
LED current: 5 mA; Load voltage: 400 V (DC); Continuous load current: 120 mA (DC)



# HE 2 Form A (AQW254)

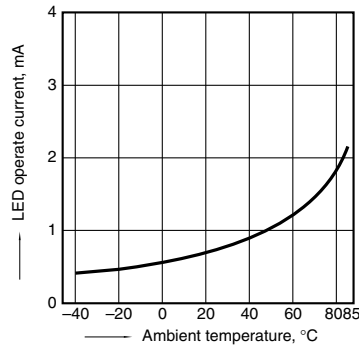
## 4. Turn off time vs. ambient temperature characteristics

LED current: 5 mA; Load voltage: 400 V (DC);  
Continuous load current: 120 mA (DC)



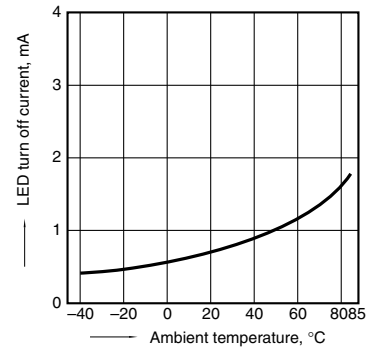
## 5. LED operate current vs. ambient temperature characteristics

Load voltage: 400 V (DC);  
Continuous load current: 120 mA (DC)



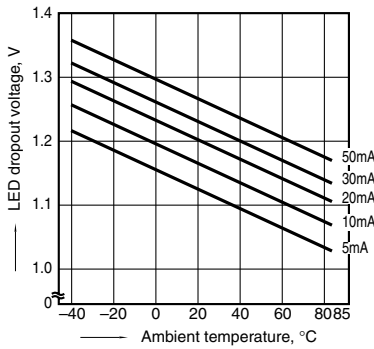
## 6. LED turn off current vs. ambient temperature characteristics

Load voltage: 400 V (DC);  
Continuous load current: 120 mA (DC)



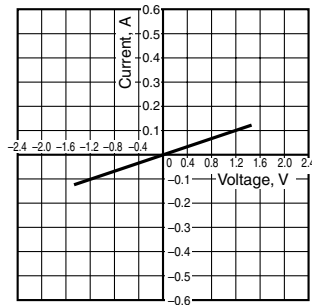
## 7. LED dropout voltage vs. ambient temperature characteristics

LED current: 5 to 50 mA



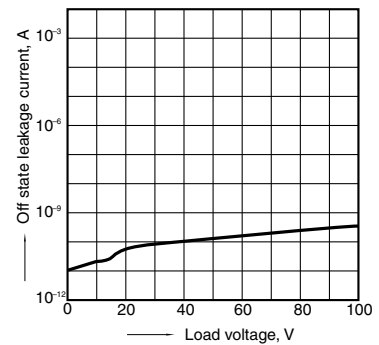
## 8. Current vs. voltage characteristics of output at MOS portion

Measured portion: between terminals 5 and 6, 7 and 8; Ambient temperature: 25°C 77°F



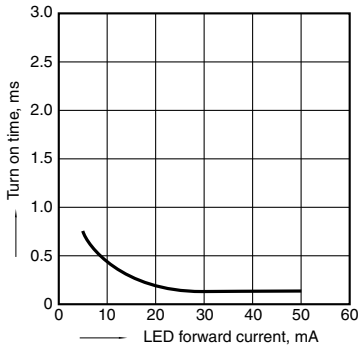
## 9. Off state leakage current vs. load voltage characteristics

Measured portion: between terminals 5 and 6, 7 and 8; Ambient temperature: 25°C 77°F



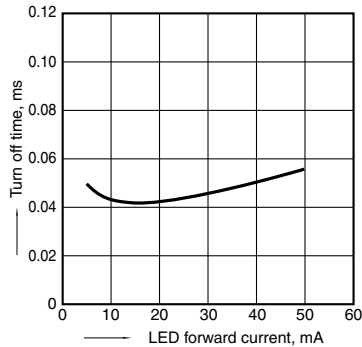
## 10. Turn on time vs. LED forward current characteristics

Measured portion: between terminals 5 and 6, 7 and 8; Load voltage: 400 V (DC); Continuous load current: 120 mA (DC); Ambient temperature: 25°C 77°F



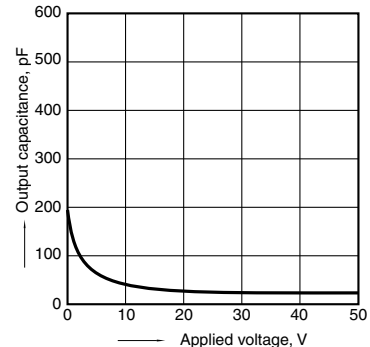
## 11. Turn off time vs. LED forward current characteristics

Measured portion: between terminals 5 and 6, 7 and 8; Load voltage: 400 V (DC); Continuous load current: 120 mA (DC); Ambient temperature: 25°C 77°F



## 12. Output capacitance vs. applied voltage characteristics

Measured portion: between terminals 5 and 6, 7 and 8; Frequency: 1 MHz; Ambient temperature: 25°C 77°F



# Mouser Electronics

Authorized Distributor

Click to View Pricing, Inventory, Delivery & Lifecycle Information:

[Panasonic:](#)

[AQW254AZ](#) [AQW254](#) [AQW254A](#) [AQW254AX](#)

Компания «Life Electronics» занимается поставками электронных компонентов импортного и отечественного производства от производителей и со складов крупных дистрибьюторов Европы, Америки и Азии.

С конца 2013 года компания активно расширяет линейку поставок компонентов по направлению коаксиальный кабель, кварцевые генераторы и конденсаторы (керамические, пленочные, электролитические), за счёт заключения дистрибьюторских договоров

Мы предлагаем:

- Конкурентоспособные цены и скидки постоянным клиентам.
- Специальные условия для постоянных клиентов.
- Подбор аналогов.
- Поставку компонентов в любых объемах, удовлетворяющих вашим потребностям.
- Приемлемые сроки поставки, возможна ускоренная поставка.
- Доставку товара в любую точку России и стран СНГ.
- Комплексную поставку.
- Работу по проектам и поставку образцов.
- Формирование склада под заказчика.
- Сертификаты соответствия на поставляемую продукцию (по желанию клиента).
- Тестирование поставляемой продукции.
- Поставку компонентов, требующих военную и космическую приемку.
- Входной контроль качества.
- Наличие сертификата ISO.

В составе нашей компании организован Конструкторский отдел, призванный помогать разработчикам, и инженерам.

Конструкторский отдел помогает осуществить:

- Регистрацию проекта у производителя компонентов.
- Техническую поддержку проекта.
- Защиту от снятия компонента с производства.
- Оценку стоимости проекта по компонентам.
- Изготовление тестовой платы монтаж и пусконаладочные работы.



Тел: +7 (812) 336 43 04 (многоканальный)

Email: [org@lifeelectronics.ru](mailto:org@lifeelectronics.ru)