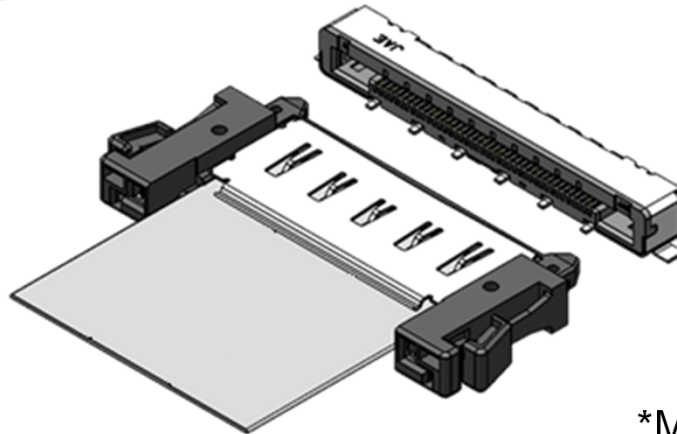


Internal High Speed Harness JF08 Series Harness

CONNECTOR
MB-0251-2
2018/10

RoHS Compliant



*Mating receptacle
from FI-R Series

<<Outline>>

The JF08 Series are complete harness assemblies using a Flat Flexible Cable (FFC) compatible with high speed differential signals commonly used in consumer devices to interface with LCD/OLED displays, camera modules and various I/O daughter boards.

Note) JF08 series harnesses mate with existing FI-R Series receptacle connectors.

Applicable Markets

PC's, servers, TV's, monitors, gaming devices, speakers, printers and other information and communication devices.

Features

- Compatible with various high speed differential signal standards such as USB, PCIe, LVDS, etc.
- Precise impedance matching.
- Microstrip line cable design with ground layer for improved performance.
- Large guide posts on plug connector for easy alignment
- Mates with existing FI-R series horizontal and vertical receptacles for added flexibility.
- Intuitive and easy to operate locking latch for secure mating.
- Cable can be folded to meet different cable routing requirements.

General Specifications

Number of Contacts	41, 51 pos.	Rated Current	0.3A per contact
Contact Resistance	40mΩ max.	Insulation Resistance	100MΩ min.
Dielectric Withstanding Voltage	250Vrms for 1 minute	Pitch	0.5mm
Operating Temperature	-40 Deg. C to +80 Deg. C	Differential Impedance	Connect Area: 100Ω±15% FFC Area: 100Ω±10%

Materials and Finishes

Components	Materials and Finishes
FFC	Conductor: Copper Alloy / Au over Ni plating (plating on contact area only)
	Shield layer: Aluminum Alloy
	Insulation Tape: PET and Adhesives
Shell	Copper Alloy / Tin Plating
Insulator	Heat
Lock	Stainless Steel

Note: Please refer to the Product Drawings for further details.

Ordering Information

JF08 R 0 R 0 ** * UA**

Series

Connector
Type R: FI-R

Connector Type R: FI-R

Modification Code

Cable Length (cm)

Number of Contacts: 41, 51

Note: This product is not provided as an individual connector.

No of Contacts	Part Number	FFC Length	Drawing Number	Mating Connectors	Specifications
41	JF08R0R041020UA	20cm	SJ120276	FI-RE41S-HF	JACS-11232-*
	JF08R0R041030UA	30cm		FI-RE41S-HF-R1500	
	JF08R0R041040UA	40cm		FI-RE41S-VF	
51	JF08R0R051020UA	20cm	SJ120276	FI-RE41S-VF-R1300	
	JF08R0R051030UA	30cm		FI-RE51S-HF	
	JF08R0R051040UA	40cm		FI-RE51S-HF-R1500	
				FI-RE51S-VF	
				FI-RE51S-VF-R1300	

Product Drawing

Unit: mm

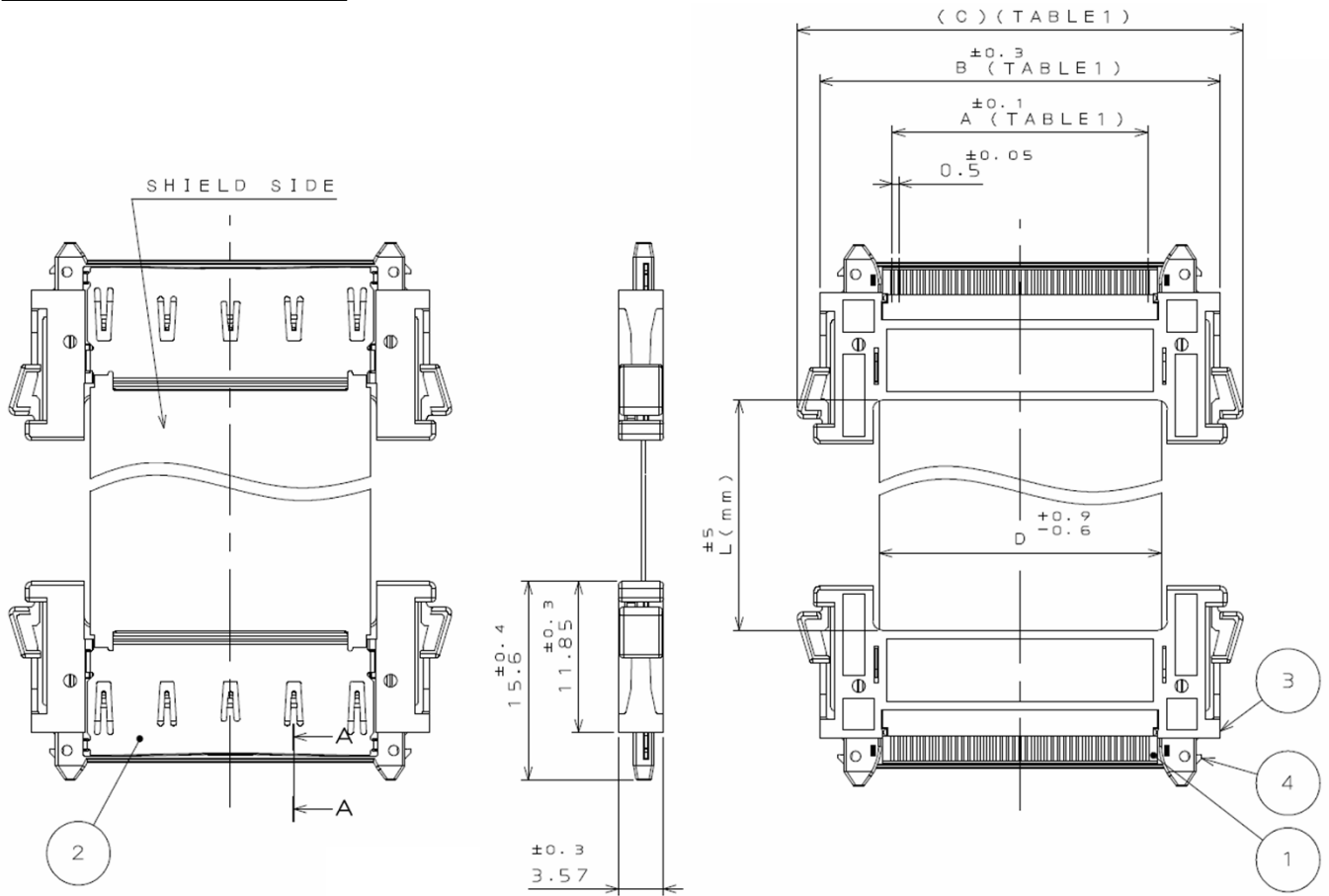
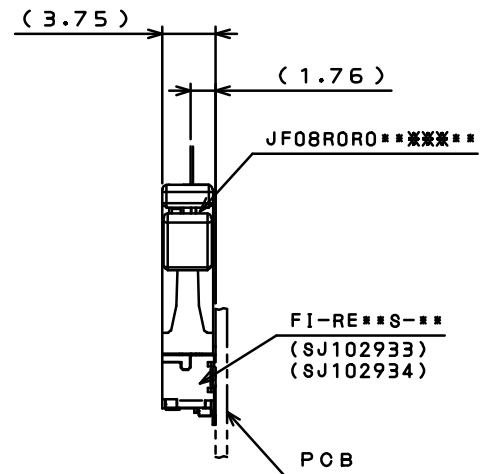


TABLE 1

No of Contacts	A	B	C	D
41	20	31.4	35	22.1
51	25	36.4	40	27.1



MATED CONDITION (REF.)

Notice:

1. The values specified in this brochure are only for reference. The products and their specifications are subject to change without notice. Contact our sales staff for further information before considering or ordering any of our products. For purchase, a product specification must be agreed upon.

2. Users are requested to provide protection circuits and redundancy circuits to ensure safety of the equipment, and sufficiently review the suitability of JAE's products to the equipment.

3. The products presented in this brochure are designed for the uses recommended below. We strongly suggest you contact our sales staff when considering use of any of the products in any other way than the recommended applications or for a specific use that requires an extremely high reliability.

(1) Applications that require consultation:

(i) Please contact us if you are considering use involving a quality assurance program that you specify or that is peculiar to the industry, such as:

Automotive electrical components, train control, telecommunications devices (mainline), traffic light control, electric power, combustion control, fire prevention or security systems, disaster prevention equipment, etc.

(ii) We may separately give you our support with a quality assurance program that you specify, when you think of a use such as :

Aviation or space equipment, submarine repeaters, nuclear power control systems, medical equipment for life support, etc.

(2) Recommended applications include:

Computers, office appliances, telecommunications devices (terminals, mobile units), measuring equipment, audiovisual equipment, home electric appliances, factory automation equipment, etc.

Japan Aviation Electronics Industry, Limited

Product Marketing Division

Aobadai Building, 3-1-19, Aobadai, Meguro-ku, Tokyo 153-8539

Phone: +81-3-3780-2882 FAX: +81-3-3780-2946

* The specifications in this brochure are subject to change without notice. Please contact JAE for information.

Mouser Electronics

Authorized Distributor

Click to View Pricing, Inventory, Delivery & Lifecycle Information:

[JAE Electronics:](#)

[JF08R0R041020UA](#) [JF08R0R041030UA](#) [JF08R0R051020UA](#) [JF08R0R041040UA](#) [JF08R0R051040UA](#)
[JF08R0R051030UA](#)

Компания «Life Electronics» занимается поставками электронных компонентов импортного и отечественного производства от производителей и со складов крупных дистрибьюторов Европы, Америки и Азии.

С конца 2013 года компания активно расширяет линейку поставок компонентов по направлению коаксиальный кабель, кварцевые генераторы и конденсаторы (керамические, пленочные, электролитические), за счёт заключения дистрибьюторских договоров

Мы предлагаем:

- Конкурентоспособные цены и скидки постоянным клиентам.
- Специальные условия для постоянных клиентов.
- Подбор аналогов.
- Поставку компонентов в любых объемах, удовлетворяющих вашим потребностям.
- Приемлемые сроки поставки, возможна ускоренная поставка.
- Доставку товара в любую точку России и стран СНГ.
- Комплексную поставку.
- Работу по проектам и поставку образцов.
- Формирование склада под заказчика.
- Сертификаты соответствия на поставляемую продукцию (по желанию клиента).
- Тестирование поставляемой продукции.
- Поставку компонентов, требующих военную и космическую приемку.
- Входной контроль качества.
- Наличие сертификата ISO.

В составе нашей компании организован Конструкторский отдел, призванный помогать разработчикам, и инженерам.

Конструкторский отдел помогает осуществить:

- Регистрацию проекта у производителя компонентов.
- Техническую поддержку проекта.
- Защиту от снятия компонента с производства.
- Оценку стоимости проекта по компонентам.
- Изготовление тестовой платы монтаж и пусконаладочные работы.



Тел: +7 (812) 336 43 04 (многоканальный)

Email: org@lifeelectronics.ru