

Type SLPX 85 °C Snap-In Aluminum Electrolytic

Best Value 85 °C Snap-In Type



Type SLPX is the best value package snap-in series for 85 °C, 3000 h operation. This series is the most cost-effective choice for DC filtering and power supply applications where long life and high ripple capability are needed.

Highlights

- 3000 h ripple load life at rated voltage
- 85 °C rated
- Small case size with high capacitance
- Best for switching power supplies
- 22 mm to 35 mm diameter, 10 mm lead spacing
- Great value snap-in type
- High ripple current

Specifications

| Temperature Range | -40 °C to +85 °C ≤ 250 Vdc -25 °C to +85 °C ≥ 315 Vdc | | | | | | | | | | | | | | | | | | | | | | | |
|---------------------------------|---|---------------|-------|---------------|-------|------|------|------|------|---------|-------|--------|-------|-------------|--------------|------|------|------|------|---------------|------|------|------|------|
| Rated Voltage Range | 10 Vdc to 450 Vdc | | | | | | | | | | | | | | | | | | | | | | | |
| Capacitance Range | 68 μF to 82,000 μF | | | | | | | | | | | | | | | | | | | | | | | |
| Capacitance Tolerance | ±20% | | | | | | | | | | | | | | | | | | | | | | | |
| Leakage Current | ≤ 3 \sqrt{CV} μA at 5 minutes | | | | | | | | | | | | | | | | | | | | | | | |
| Ripple Current Multipliers | <p>Ambient Temperature</p> <table border="1"> <thead> <tr> <th>20 °C - 45 °C</th> <th>55 °C</th> <th>65 °C - 75 °C</th> <th>85 °C</th> </tr> </thead> <tbody> <tr> <td>1.58</td> <td>1.41</td> <td>1.22</td> <td>1.00</td> </tr> </tbody> </table> <p>Frequency</p> <table border="1"> <thead> <tr> <th>Voltage</th> <th>60 Hz</th> <th>120 Hz</th> <th>1 kHz</th> <th>10 kHz & Up</th> </tr> </thead> <tbody> <tr> <td>10 - 100 Vdc</td> <td>0.90</td> <td>1.00</td> <td>1.15</td> <td>1.25</td> </tr> <tr> <td>160 - 450 Vdc</td> <td>0.80</td> <td>1.00</td> <td>1.15</td> <td>1.47</td> </tr> </tbody> </table> <p>To apply multipliers, see ratings tables for ripple current values</p> | 20 °C - 45 °C | 55 °C | 65 °C - 75 °C | 85 °C | 1.58 | 1.41 | 1.22 | 1.00 | Voltage | 60 Hz | 120 Hz | 1 kHz | 10 kHz & Up | 10 - 100 Vdc | 0.90 | 1.00 | 1.15 | 1.25 | 160 - 450 Vdc | 0.80 | 1.00 | 1.15 | 1.47 |
| 20 °C - 45 °C | 55 °C | 65 °C - 75 °C | 85 °C | | | | | | | | | | | | | | | | | | | | | |
| 1.58 | 1.41 | 1.22 | 1.00 | | | | | | | | | | | | | | | | | | | | | |
| Voltage | 60 Hz | 120 Hz | 1 kHz | 10 kHz & Up | | | | | | | | | | | | | | | | | | | | |
| 10 - 100 Vdc | 0.90 | 1.00 | 1.15 | 1.25 | | | | | | | | | | | | | | | | | | | | |
| 160 - 450 Vdc | 0.80 | 1.00 | 1.15 | 1.47 | | | | | | | | | | | | | | | | | | | | |
| Low Temperature Characteristics | Impedance ratio: $Z_{-20°C} / Z_{+25°C}$ ≤ 10 (10 Vdc) ≤ 8 (16-50 Vdc) ≤ 4 (63-100 Vdc) ≤ 3 (150-450 Vdc) | | | | | | | | | | | | | | | | | | | | | | | |
| Endurance Life | 3,000 h @ full load @ 85 °C Δ Capacitance ±20% ESR ≤ 200% of limit DCL 100 % of limit | | | | | | | | | | | | | | | | | | | | | | | |
| Shelf Life | 1,000 h @ 85 °C Δ Capacitance ±15% ESR ≤ 150% of limit DCL 100 % of limit | | | | | | | | | | | | | | | | | | | | | | | |
| Vibration | 10 Hz to 55 Hz 0.06" and 10g max 2 h in each plane | | | | | | | | | | | | | | | | | | | | | | | |
| RoHS Compliant | | | | | | | | | | | | | | | | | | | | | | | | |

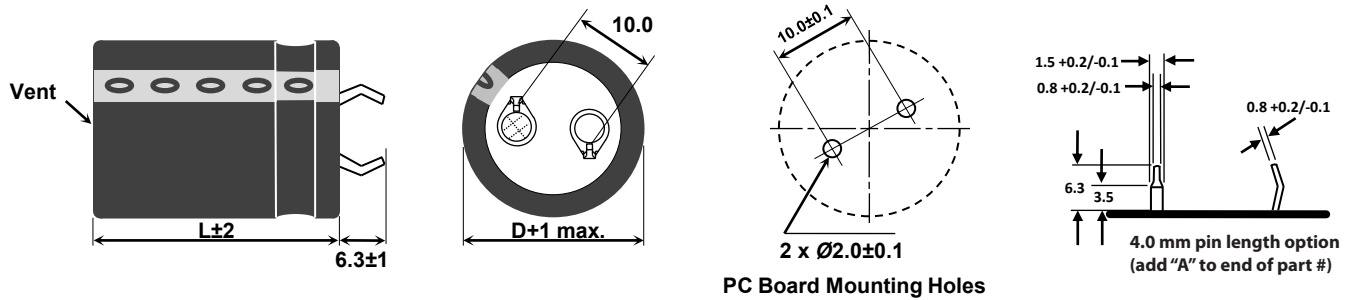
Type SLPX 85 °C Snap-In Aluminum Electrolytic

Best Value 85 °C Snap-In Type Part Numbering System

| | | | | | | | |
|-------------|--|------------------|-------------------------------|------------------|-----------------|--------------------------|--|
| SLPX | 562 | M | 025 | A1 | P | 3 | A |
| Type | Cap | Tolerance | Voltage | Case Code | Polarity | Insulating Sleeve | Pin Style |
| SLPX | 821 = 820 μF 332 = 3300 μF 103 = 10,000 μF | M = ±20% | 025 = 25 Vdc 250 = 250 Vdc | | P = Polarized | 3 = PVC | Blank = 2 pins snap-in 6.3 mm L A = 2 pins snap-in 4.0 mm L |

| Diameter | Length | | | | | | | |
|----------|--------|------|--------|--------|--------|--------|--------|--------|
| | mm | (in) | 25 | 30 | 35 | 40 | 45 | 50 |
| | | | (1.00) | (1.18) | (1.38) | (1.57) | (1.77) | (2.00) |
| 22 | (0.87) | A1 | A3 | A5 | A7 | A4 | A9 | |
| 25 | (1.00) | C1 | C3 | C5 | C7 | C4 | C9 | |
| 30 | (1.18) | E1 | E3 | E5 | E7 | E4 | E9 | |
| 35 | (1.38) | H1 | H3 | H5 | H7 | H4 | H9 | |

Outline Drawing



Ratings

| Cap (μF) | 3000 h @ 85 °C Catalog Part Number | Max 25 °C ESR (Ω) 120 Hz 20kHz | Max 85 °C Ripple (A _{rms}) 120 Hz 20kHz | Nominal Size (DxL) (mm) |
|------------------------------|------------------------------------|--------------------------------|---|-------------------------|
| 10 Vdc (13 Vdc Surge) | | | | |
| 12000 | SLPX123M010A1P3 | 0.061 0.046 | 2.41 3.01 | 22 x 25 |
| 15000 | SLPX153M010A3P3 | 0.049 0.037 | 2.88 3.60 | 22 x 30 |
| 15000 | SLPX153M010C1P3 | 0.049 0.037 | 2.88 3.60 | 25 x 25 |
| 18000 | SLPX183M010A5P3 | 0.041 0.031 | 3.22 4.03 | 22 x 35 |
| 18000 | SLPX183M010C3P3 | 0.041 0.031 | 3.08 3.85 | 25 x 30 |
| 22000 | SLPX223M010A7P3 | 0.033 0.025 | 3.79 4.74 | 22 x 40 |
| 22000 | SLPX223M010C3P3 | 0.033 0.025 | 3.66 4.58 | 25 x 30 |
| 22000 | SLPX223M010E1P3 | 0.033 0.025 | 3.53 4.41 | 30 x 25 |
| 27000 | SLPX273M010A4P3 | 0.027 0.020 | 4.04 5.05 | 22 x 45 |
| 27000 | SLPX273M010C5P3 | 0.027 0.020 | 4.04 5.05 | 25 x 35 |
| 27000 | SLPX273M010E3P3 | 0.027 0.020 | 3.99 4.99 | 30 x 30 |
| 33000 | SLPX333M010A9P3 | 0.022 0.017 | 4.58 5.73 | 22 x 50 |
| 33000 | SLPX333M010C7P3 | 0.022 0.017 | 4.56 5.70 | 25 x 40 |
| 33000 | SLPX333M010E3P3 | 0.022 0.017 | 4.58 5.73 | 30 x 30 |
| 39000 | SLPX393M010C4P3 | 0.019 0.014 | 5.29 6.61 | 25 x 45 |
| 39000 | SLPX393M010E5P3 | 0.019 0.014 | 5.21 6.51 | 30 x 35 |
| 39000 | SLPX393M010H3P3 | 0.019 0.014 | 5.50 6.88 | 35 x 30 |
| 47000 | SLPX473M010C9P3 | 0.016 0.012 | 5.78 7.23 | 25 x 50 |
| 47000 | SLPX473M010E7P3 | 0.016 0.012 | 5.78 7.23 | 30 x 40 |
| 47000 | SLPX473M010H5P3 | 0.016 0.012 | 5.55 6.94 | 35 x 35 |
| 56000 | SLPX563M010E4P3 | 0.013 0.010 | 6.59 8.24 | 30 x 45 |
| 56000 | SLPX563M010H5P3 | 0.013 0.010 | 6.40 8.00 | 35 x 35 |

Additional Voltages and Sizes available at www.cde.com/catalogs/SLPX.pdf

| Cap (μF) | 3000 h @ 85 °C Catalog Part Number | Max 25 °C ESR (Ω) 120 Hz 20kHz | Max 85 °C Ripple (A _{rms}) 120 Hz 20kHz | Nominal Size (DxL) (mm) |
|------------------------------|------------------------------------|--------------------------------|---|-------------------------|
| 10 Vdc (13 Vdc Surge) | | | | |
| 68000 | SLPX683M010E9P3 | 0.011 0.008 | 7.50 9.38 | 30 x 50 |
| 68000 | SLPX683M010H7P3 | 0.011 0.008 | 7.48 9.35 | 35 x 40 |
| 82000 | SLPX823M010H9P3 | 0.009 0.007 | 8.50 10.63 | 35 x 50 |
| 16 Vdc (20 Vdc Surge) | | | | |
| 8200 | SLPX822M016A1P3 | 0.081 0.061 | 2.56 3.20 | 22 x 25 |
| 10000 | SLPX103M016A3P3 | 0.066 0.050 | 2.89 3.61 | 22 x 30 |
| 12000 | SLPX123M016A3P3 | 0.055 0.041 | 3.13 3.91 | 22 x 30 |
| 12000 | SLPX123M016C1P3 | 0.055 0.041 | 3.01 3.76 | 25 x 25 |
| 15000 | SLPX153M016A5P3 | 0.044 0.033 | 3.69 4.61 | 22 x 35 |
| 15000 | SLPX153M016C3P3 | 0.044 0.033 | 3.64 4.55 | 25 x 30 |
| 15000 | SLPX153M016E1P3 | 0.044 0.033 | 3.73 4.66 | 30 x 25 |
| 18000 | SLPX183M016A7P3 | 0.037 0.028 | 3.98 4.98 | 22 x 40 |
| 18000 | SLPX183M016C5P3 | 0.037 0.028 | 3.98 4.98 | 25 x 35 |
| 18000 | SLPX183M016E3P3 | 0.037 0.028 | 3.88 4.85 | 30 x 30 |
| 22000 | SLPX223M016A9P3 | 0.030 0.023 | 4.52 5.65 | 22 x 50 |
| 22000 | SLPX223M016C7P3 | 0.030 0.023 | 4.44 5.55 | 25 x 40 |
| 22000 | SLPX223M016E3P3 | 0.030 0.023 | 4.38 5.48 | 30 x 30 |
| 27000 | SLPX273M016C4P3 | 0.025 0.019 | 4.98 6.23 | 25 x 45 |
| 27000 | SLPX273M016E5P3 | 0.025 0.019 | 4.95 6.19 | 30 x 35 |
| 27000 | SLPX273M016H3P3 | 0.025 0.019 | 4.82 6.03 | 35 x 30 |
| 33000 | SLPX333M016C9P3 | 0.020 0.015 | 5.49 6.86 | 25 x 50 |
| 33000 | SLPX333M016E7P3 | 0.020 0.015 | 5.60 7.00 | 30 x 40 |

Type SLPX 85 °C Snap-In Aluminum Electrolytic

Best Value 85 °C Snap-In Type

| Cap (µF) | 3000 h @ 85 °C | | Max 25 °C ESR | | Max 85 °C Ripple | | Nominal Size (DxL) (mm) | Cap (µF) | 3000 h @ 85 °C | | Max 25 °C ESR | | Max 85 °C Ripple | | Nominal Size (DxL) (mm) |
|------------------------------|------------------------|-------|---------------|--------------|-------------------------------|------------------------------|-------------------------------|------------------------------|------------------------|-------|---------------|--------------|-------------------------------|------------------------------|-------------------------------|
| | Catalog Part Number | | (Ω) 120 Hz | (Ω) 20kHz | (A _{rms}) 120 Hz | (A _{rms}) 20kHz | | | Catalog Part Number | | (Ω) 120 Hz | (Ω) 20kHz | (A _{rms}) 120 Hz | (A _{rms}) 20kHz | |
| 16 Vdc (20 Vdc Surge) | | | | | | | | 35 Vdc (44 Vdc Surge) | | | | | | | |
| 33000 | SLPX333M016H3P3 | 0.020 | 0.015 | 5.46 | 6.83 | 35 x 30 | 10000 | SLPX103M035C7P3 | 0.053 | 0.040 | 3.65 | 4.56 | 25 x 40 | | |
| 39000 | SLPX393M016E4P3 | 0.017 | 0.013 | 6.21 | 7.76 | 30 x 45 | 10000 | SLPX103M035E3P3 | 0.053 | 0.040 | 3.61 | 4.51 | 30 x 30 | | |
| 39000 | SLPX393M016H5P3 | 0.017 | 0.013 | 6.12 | 7.65 | 35 x 35 | 12000 | SLPX123M035C4P3 | 0.044 | 0.033 | 4.15 | 5.19 | 25 x 45 | | |
| 47000 | SLPX473M016E9P3 | 0.014 | 0.011 | 6.93 | 8.66 | 30 x 50 | 12000 | SLPX123M035E5P3 | 0.044 | 0.033 | 4.14 | 5.18 | 30 x 35 | | |
| 47000 | SLPX473M016H7P3 | 0.014 | 0.011 | 6.89 | 8.61 | 35 x 40 | 12000 | SLPX123M035H3P3 | 0.044 | 0.033 | 4.27 | 5.34 | 35 x 30 | | |
| 56000 | SLPX563M016H4P3 | 0.012 | 0.009 | 7.69 | 9.61 | 35 x 45 | 15000 | SLPX153M035C9P3 | 0.035 | 0.026 | 4.77 | 5.96 | 25 x 50 | | |
| 25 Vdc (32 Vdc Surge) | | | | | | | | 50 Vdc (63 Vdc Surge) | | | | | | | |
| 5600 | SLPX562M025A1P3 | 0.107 | 0.080 | 2.31 | 2.89 | 22 x 25 | 15000 | SLPX153M035E7P3 | 0.035 | 0.026 | 4.80 | 6.00 | 30 x 40 | | |
| 6800 | SLPX682M025A3P3 | 0.088 | 0.066 | 2.56 | 3.20 | 22 x 30 | 15000 | SLPX153M035H5P3 | 0.035 | 0.026 | 4.95 | 6.19 | 35 x 35 | | |
| 8200 | SLPX822M025A5P3 | 0.073 | 0.055 | 2.86 | 3.58 | 22 x 35 | 18000 | SLPX183M035E4P3 | 0.029 | 0.022 | 5.30 | 6.63 | 30 x 45 | | |
| 8200 | SLPX822M025C1P3 | 0.073 | 0.055 | 2.78 | 3.48 | 25 x 25 | 18000 | SLPX183M035H7P3 | 0.029 | 0.022 | 5.71 | 7.14 | 35 x 40 | | |
| 10000 | SLPX103M025A5P3 | 0.060 | 0.045 | 3.31 | 4.14 | 22 x 35 | 22000 | SLPX223M035H4P3 | 0.024 | 0.018 | 6.38 | 7.98 | 35 x 45 | | |
| 10000 | SLPX103M025C3P3 | 0.060 | 0.045 | 3.16 | 3.95 | 25 x 30 | 27000 | SLPX273M035H9P3 | 0.020 | 0.015 | 6.90 | 8.63 | 35 x 50 | | |
| 10000 | SLPX103M025E1P3 | 0.060 | 0.045 | 3.28 | 4.10 | 30 x 25 | 63 Vdc (79 Vdc Surge) | | | | | | | | |
| 12000 | SLPX123M025A7P3 | 0.050 | 0.038 | 3.77 | 4.71 | 22 x 40 | 2200 | SLPX222M050A1P3 | 0.211 | 0.158 | 1.93 | 2.41 | 22 x 25 | | |
| 12000 | SLPX123M025C5P3 | 0.050 | 0.038 | 3.63 | 4.54 | 25 x 35 | 2700 | SLPX272M050A3P3 | 0.172 | 0.129 | 2.21 | 2.76 | 22 x 30 | | |
| 12000 | SLPX123M025E1P3 | 0.050 | 0.038 | 3.80 | 4.75 | 30 x 25 | 3300 | SLPX332M050A3P3 | 0.141 | 0.106 | 2.41 | 3.01 | 22 x 30 | | |
| 15000 | SLPX153M025A9P3 | 0.040 | 0.030 | 4.21 | 5.26 | 22 x 50 | 3300 | SLPX332M050C1P3 | 0.141 | 0.106 | 2.38 | 2.98 | 25 x 25 | | |
| 15000 | SLPX153M025C7P3 | 0.040 | 0.030 | 4.10 | 5.13 | 25 x 40 | 3900 | SLPX392M050A5P3 | 0.119 | 0.089 | 2.72 | 3.40 | 22 x 35 | | |
| 15000 | SLPX153M025E3P3 | 0.040 | 0.030 | 4.00 | 5.00 | 30 x 30 | 3900 | SLPX392M050C3P3 | 0.119 | 0.089 | 2.68 | 3.35 | 25 x 30 | | |
| 18000 | SLPX183M025C4P3 | 0.033 | 0.025 | 4.68 | 5.85 | 25 x 45 | 4700 | SLPX472M050A7P3 | 0.099 | 0.074 | 3.02 | 3.78 | 22 x 40 | | |
| 18000 | SLPX183M025E5P3 | 0.033 | 0.025 | 4.66 | 5.83 | 30 x 35 | 4700 | SLPX472M050C3P3 | 0.099 | 0.074 | 3.07 | 3.84 | 25 x 30 | | |
| 18000 | SLPX183M025H3P3 | 0.033 | 0.025 | 4.68 | 5.85 | 35 x 30 | 4700 | SLPX472M050E1P3 | 0.099 | 0.074 | 3.01 | 3.76 | 30 x 25 | | |
| 22000 | SLPX223M025C9P3 | 0.027 | 0.020 | 5.29 | 6.61 | 25 x 50 | 5600 | SLPX562M050A7P3 | 0.083 | 0.062 | 3.26 | 4.08 | 22 x 40 | | |
| 22000 | SLPX223M025E7P3 | 0.027 | 0.020 | 5.33 | 6.66 | 30 x 40 | 5600 | SLPX562M050A4P3 | 0.083 | 0.062 | 3.43 | 4.29 | 22 x 45 | | |
| 22000 | SLPX223M025H5P3 | 0.027 | 0.020 | 5.26 | 6.58 | 35 x 35 | 5600 | SLPX562M050C5P3 | 0.083 | 0.062 | 3.47 | 4.34 | 25 x 35 | | |
| 27000 | SLPX273M025E4P3 | 0.022 | 0.017 | 6.02 | 7.53 | 30 x 45 | 5600 | SLPX562M050E3P3 | 0.083 | 0.062 | 3.43 | 4.29 | 30 x 30 | | |
| 27000 | SLPX273M025H7P3 | 0.022 | 0.017 | 6.02 | 7.53 | 35 x 40 | 6800 | SLPX682M050A9P3 | 0.068 | 0.051 | 3.94 | 4.93 | 22 x 50 | | |
| 33000 | SLPX333M025E9P3 | 0.018 | 0.014 | 5.29 | 6.61 | 30 x 50 | 6800 | SLPX682M050C7P3 | 0.068 | 0.051 | 3.87 | 4.84 | 25 x 40 | | |
| 33000 | SLPX333M025H4P3 | 0.018 | 0.014 | 6.75 | 8.44 | 35 x 45 | 6800 | SLPX682M050E5P3 | 0.068 | 0.051 | 3.93 | 4.91 | 30 x 35 | | |
| 39000 | SLPX393M025H9P3 | 0.015 | 0.011 | 7.56 | 9.45 | 35 x 50 | 8200 | SLPX822M050C4P3 | 0.057 | 0.043 | 4.44 | 5.55 | 25 x 45 | | |
| 35 Vdc (44 Vdc Surge) | | | | | | | | 8200 | SLPX822M050E5P3 | 0.057 | 0.043 | 4.47 | 5.59 | 30 x 35 | |
| 3900 | SLPX392M035A1P3 | 0.136 | 0.102 | 2.22 | 2.78 | 22 x 25 | 8200 | SLPX822M050H3P3 | 0.057 | 0.043 | 4.41 | 5.51 | 35 x 30 | | |
| 4700 | SLPX472M035A3P3 | 0.113 | 0.085 | 2.46 | 3.08 | 22 x 30 | 10000 | SLPX103M050E7P3 | 0.046 | 0.035 | 5.08 | 6.35 | 30 x 40 | | |
| 4700 | SLPX472M035C1P3 | 0.113 | 0.085 | 2.43 | 3.04 | 25 x 25 | 10000 | SLPX103M050H5P3 | 0.046 | 0.035 | 4.92 | 6.15 | 35 x 35 | | |
| 5600 | SLPX562M035A3P3 | 0.095 | 0.071 | 2.61 | 3.26 | 22 x 30 | 12000 | SLPX123M050E9P3 | 0.039 | 0.029 | 5.72 | 7.15 | 30 x 50 | | |
| 5600 | SLPX562M035A5P3 | 0.095 | 0.071 | 2.79 | 3.49 | 22 x 35 | 12000 | SLPX123M050H7P3 | 0.039 | 0.029 | 5.69 | 7.11 | 35 x 40 | | |
| 5600 | SLPX562M035C3P3 | 0.095 | 0.071 | 2.75 | 3.44 | 25 x 30 | 15000 | SLPX153M050H4P3 | 0.031 | 0.023 | 6.56 | 8.20 | 35 x 45 | | |
| 6800 | SLPX682M035A7P3 | 0.078 | 0.059 | 2.97 | 3.71 | 22 x 40 | 18000 | SLPX183M050H9P3 | 0.026 | 0.020 | 7.14 | 8.93 | 35 x 50 | | |
| 6800 | SLPX682M035C3P3 | 0.078 | 0.059 | 2.89 | 3.61 | 25 x 30 | 22000 | SLPX223M050H9P3 | 0.021 | 0.016 | 7.89 | 9.86 | 35 x 50 | | |
| 6800 | SLPX682M035E1P3 | 0.078 | 0.059 | 3.09 | 3.86 | 30 x 25 | 63 Vdc (79 Vdc Surge) | | | | | | | | |
| 8200 | SLPX822M035A4P3 | 0.065 | 0.049 | 3.47 | 4.34 | 22 x 45 | 1800 | SLPX182M063A1P3 | 0.221 | 0.166 | 1.90 | 2.38 | 22 x 25 | | |
| 8200 | SLPX822M035C5P3 | 0.065 | 0.049 | 3.33 | 4.16 | 25 x 35 | 2200 | SLPX222M063A3P3 | 0.181 | 0.136 | 2.35 | 2.94 | 22 x 30 | | |
| 8200 | SLPX822M035E3P3 | 0.065 | 0.049 | 3.29 | 4.11 | 30 x 30 | 2200 | SLPX222M063C1P3 | 0.181 | 0.136 | 2.30 | 2.88 | 25 x 25 | | |
| 10000 | SLPX103M035A9P3 | 0.053 | 0.040 | 3.75 | 4.69 | 22 x 50 | 2700 | SLPX272M063A5P3 | 0.147 | 0.110 | 2.50 | 3.13 | 22 x 35 | | |
| | | | | | | | 2700 | SLPX272M063C3P3 | 0.147 | 0.110 | 2.52 | 3.15 | 25 x 30 | | |

Type SLPX 85 °C Snap-In Aluminum Electrolytic

Best Value 85 °C Snap-In Type

| Cap (µF) | 3000 h @ 85 °C | | Max 25 °C ESR | | Max 85 °C Ripple | | Nominal Size (DxL) (mm) | Cap (µF) | 3000 h @ 85 °C | | Max 25 °C ESR | | Max 85 °C Ripple | | Nominal Size (DxL) (mm) | | | | | | |
|-------------------------------|------------------------|-------|---------------|--------------|-------------------------------|------------------------------|--------------------------------|-------------------------------|------------------------|-------|---------------|--------------|-------------------------------|------------------------------|-------------------------------|-----------------|-------|-------|------|---------|---------|
| | Catalog Part Number | | (Ω) 120 Hz | (Ω) 20kHz | (A _{rms}) 120 Hz | (A _{rms}) 20kHz | | | Catalog Part Number | | (Ω) 120 Hz | (Ω) 20kHz | (A _{rms}) 120 Hz | (A _{rms}) 20kHz | | | | | | | |
| 63 Vdc (79 Vdc Surge) | | | | | | | | 80 Vdc (100 Vdc Surge) | | | | | | | | | | | | | |
| 3300 | SLPX332M063A7P3 | 0.121 | 0.091 | 2.72 | 3.40 | 22 x 40 | 8200 | SLPX822M080H4P3 | 0.040 | 0.030 | 5.89 | 7.36 | 35 x 45 | 10000 | SLPX103M080H9P3 | 0.033 | 0.025 | 6.63 | 8.29 | 35 x 50 | |
| 3300 | SLPX332M063C3P3 | 0.121 | 0.091 | 2.74 | 3.43 | 25 x 30 | 100 Vdc (125 Vdc Surge) | | | | | | | | | | | | | | |
| 3300 | SLPX332M063E1P3 | 0.121 | 0.091 | 2.78 | 3.48 | 30 x 25 | 820 | SLPX821M100A1P3 | 0.324 | 0.243 | 1.86 | 2.33 | 22 x 25 | 1000 | SLPX102M100A3P3 | 0.265 | 0.199 | 2.02 | 2.53 | 22 x 30 | |
| 3900 | SLPX392M063A4P3 | 0.102 | 0.077 | 3.09 | 3.86 | 22 x 45 | 1200 | SLPX122M100A3P3 | 0.221 | 0.166 | 2.12 | 2.65 | 22 x 30 | 1200 | SLPX122M100C1P3 | 0.221 | 0.166 | 2.11 | 2.64 | 25 x 25 | |
| 3900 | SLPX392M063C5P3 | 0.102 | 0.077 | 3.13 | 3.91 | 25 x 35 | 1500 | SLPX152M100A5P3 | 0.177 | 0.133 | 2.45 | 3.06 | 22 x 35 | 1500 | SLPX152M100C3P3 | 0.177 | 0.133 | 2.47 | 3.09 | 25 x 30 | |
| 3900 | SLPX392M063E3P3 | 0.102 | 0.077 | 3.09 | 3.86 | 30 x 30 | 1800 | SLPX182M100A7P3 | 0.147 | 0.110 | 2.77 | 3.46 | 22 x 40 | 1800 | SLPX182M100C5P3 | 0.147 | 0.110 | 2.81 | 3.51 | 25 x 35 | |
| 4700 | SLPX472M063A9P3 | 0.085 | 0.064 | 3.69 | 4.61 | 22 x 50 | 1800 | SLPX182M100E1P3 | 0.147 | 0.110 | 2.65 | 3.31 | 30 x 25 | 2200 | SLPX222M100A4P3 | 0.121 | 0.091 | 3.15 | 3.94 | 22 x 45 | |
| 4700 | SLPX472M063C7P3 | 0.085 | 0.064 | 3.59 | 4.49 | 25 x 40 | 2200 | SLPX222M100C7P3 | 0.121 | 0.091 | 3.21 | 4.01 | 25 x 40 | 2200 | SLPX222M100E3P3 | 0.121 | 0.091 | 3.17 | 3.96 | 30 x 30 | |
| 4700 | SLPX472M063E3P3 | 0.085 | 0.064 | 3.54 | 4.43 | 30 x 30 | 2700 | SLPX272M100C4P3 | 0.098 | 0.074 | 3.66 | 4.58 | 25 x 45 | 2700 | SLPX272M100E5P3 | 0.098 | 0.074 | 3.65 | 4.56 | 30 x 35 | |
| 5600 | SLPX562M063C4P3 | 0.071 | 0.053 | 4.01 | 5.01 | 25 x 45 | 2700 | SLPX272M100H3P3 | 0.098 | 0.074 | 3.77 | 4.71 | 35 x 30 | 3300 | SLPX332M100C9P3 | 0.080 | 0.060 | 4.15 | 5.19 | 25 x 50 | |
| 5600 | SLPX562M063E5P3 | 0.071 | 0.053 | 4.00 | 5.00 | 30 x 35 | 3300 | SLPX332M100E7P3 | 0.080 | 0.060 | 4.18 | 5.23 | 30 x 40 | 3300 | SLPX332M100H5P3 | 0.080 | 0.060 | 4.07 | 5.09 | 35 x 35 | |
| 5600 | SLPX562M063H3P3 | 0.071 | 0.053 | 3.75 | 4.69 | 35 x 30 | 3900 | SLPX392M100E4P3 | 0.068 | 0.051 | 4.67 | 5.84 | 30 x 45 | 3900 | SLPX392M100H5P3 | 0.068 | 0.051 | 4.61 | 5.76 | 35 x 35 | |
| 6800 | SLPX682M063C9P3 | 0.059 | 0.044 | 4.52 | 5.65 | 25 x 50 | 4700 | SLPX472M100H7P3 | 0.056 | 0.042 | 5.23 | 6.54 | 35 x 40 | 4700 | SLPX472M100E9P3 | 0.056 | 0.042 | 5.26 | 6.58 | 30 x 50 | |
| 6800 | SLPX682M063E7P3 | 0.059 | 0.044 | 4.55 | 5.69 | 30 x 40 | 5600 | SLPX562M100H4P3 | 0.047 | 0.035 | 5.88 | 7.35 | 35 x 45 | 6800 | SLPX682M100H9P3 | 0.039 | 0.029 | 6.01 | 7.51 | 35 x 50 | |
| 6800 | SLPX682M063H3P3 | 0.059 | 0.044 | 4.44 | 5.55 | 35 x 30 | 160 Vdc (200 Vdc Surge) | | | | | | | | | | | | | | |
| 8200 | SLPX822M063E4P3 | 0.049 | 0.037 | 5.12 | 6.40 | 30 x 45 | 390 | SLPX391M160A1P3 | 0.510 | 0.383 | 1.63 | 2.40 | 22 x 25 | 470 | SLPX471M160A3P3 | 0.423 | 0.317 | 1.86 | 2.73 | 22 x 30 | |
| 8200 | SLPX822M063H5P3 | 0.049 | 0.037 | 5.05 | 6.31 | 35 x 35 | 470 | SLPX471M160C1P3 | 0.423 | 0.317 | 1.86 | 2.73 | 25 x 25 | 560 | SLPX561M160A3P3 | 0.355 | 0.266 | 2.15 | 3.16 | 22 x 30 | |
| 10000 | SLPX103M063E9P3 | 0.040 | 0.030 | 5.78 | 7.23 | 30 x 50 | 560 | SLPX561M160C3P3 | 0.355 | 0.266 | 2.15 | 3.16 | 25 x 30 | 680 | SLPX681M160A7P3 | 0.293 | 0.220 | 2.35 | 3.45 | 22 x 40 | |
| 10000 | SLPX103M063H7P3 | 0.040 | 0.030 | 5.75 | 7.19 | 35 x 40 | 680 | SLPX681M160C3P3 | 0.293 | 0.220 | 2.33 | 3.43 | 25 x 30 | 680 | SLPX681M160E1P3 | 0.293 | 0.220 | 2.33 | 3.43 | 30 x 25 | |
| 12000 | SLPX123M063E9P3 | 0.033 | 0.025 | 6.20 | 7.75 | 30 x 50 | 820 | SLPX821M160A4P3 | 0.243 | 0.182 | 2.68 | 3.94 | 22 x 45 | 820 | SLPX821M160C5P3 | 0.243 | 0.182 | 2.65 | 3.90 | 25 x 35 | |
| 12000 | SLPX123M063H4P3 | 0.033 | 0.025 | 6.47 | 8.09 | 35 x 45 | 820 | SLPX821M160E3P3 | 0.243 | 0.182 | 2.64 | 3.88 | 30 x 30 | 1000 | SLPX102M160A9P3 | 0.199 | 0.149 | 3.02 | 4.44 | 22 x 50 | |
| 12000 | SLPX123M063H9P3 | 0.033 | 0.025 | 6.76 | 8.45 | 35 x 50 | 1000 | SLPX102M160C7P3 | 0.199 | 0.149 | 3.00 | 4.41 | 25 x 40 | 1000 | SLPX102M160E3P3 | 0.199 | 0.149 | 2.96 | 4.35 | 30 x 30 | |
| 80 Vdc (100 Vdc Surge) | | | | | | | | 1200 | SLPX122M160C4P3 | 0.166 | 0.125 | 3.43 | 5.04 | 25 x 45 | 1200 | SLPX122M160E5P3 | 0.166 | 0.125 | 3.41 | 5.01 | 30 x 35 |
| 1200 | SLPX122M080A1P3 | 0.276 | 0.207 | 1.77 | 2.21 | 22 x 25 | 1200 | SLPX122M160H3P3 | 0.166 | 0.125 | 3.40 | 5.00 | 35 x 30 | | | | | | | | |
| 1500 | SLPX152M080A3P3 | 0.221 | 0.166 | 2.01 | 2.51 | 22 x 30 | | | | | | | | | | | | | | | |
| 1800 | SLPX182M080A3P3 | 0.184 | 0.138 | 2.11 | 2.64 | 22 x 30 | | | | | | | | | | | | | | | |
| 1800 | SLPX182M080C1P3 | 0.184 | 0.138 | 2.26 | 2.83 | 25 x 25 | | | | | | | | | | | | | | | |
| 2200 | SLPX222M080A7P3 | 0.151 | 0.113 | 2.53 | 3.16 | 22 x 40 | | | | | | | | | | | | | | | |
| 2200 | SLPX222M080C3P3 | 0.151 | 0.113 | 2.53 | 3.16 | 25 x 30 | | | | | | | | | | | | | | | |
| 2200 | SLPX222M080E1P3 | 0.151 | 0.113 | 2.56 | 3.20 | 30 x 25 | | | | | | | | | | | | | | | |
| 2700 | SLPX272M080A4P3 | 0.123 | 0.092 | 2.93 | 3.66 | 22 x 45 | | | | | | | | | | | | | | | |
| 2700 | SLPX272M080C5P3 | 0.123 | 0.092 | 2.93 | 3.66 | 25 x 35 | | | | | | | | | | | | | | | |
| 2700 | SLPX272M080E3P3 | 0.123 | 0.092 | 2.91 | 3.64 | 30 x 30 | | | | | | | | | | | | | | | |
| 3300 | SLPX332M080A9P3 | 0.101 | 0.076 | 3.23 | 4.04 | 22 x 50 | | | | | | | | | | | | | | | |
| 3300 | SLPX332M080C7P3 | 0.101 | 0.076 | 3.29 | 4.11 | 25 x 40 | | | | | | | | | | | | | | | |
| 3300 | SLPX332M080E3P3 | 0.101 | 0.076 | 3.25 | 4.06 | 30 x 30 | | | | | | | | | | | | | | | |
| 3900 | SLPX392M080C4P3 | 0.085 | 0.064 | 3.62 | 4.53 | 25 x 45 | | | | | | | | | | | | | | | |
| 3900 | SLPX392M080E5P3 | 0.085 | 0.064 | 3.70 | 4.63 | 30 x 35 | | | | | | | | | | | | | | | |
| 4700 | SLPX472M080C9P3 | 0.071 | 0.053 | 4.28 | 5.35 | 25 x 50 | | | | | | | | | | | | | | | |
| 4700 | SLPX472M080E7P3 | 0.071 | 0.053 | 4.23 | 5.29 | 30 x 40 | | | | | | | | | | | | | | | |
| 4700 | SLPX472M080H3P3 | 0.071 | 0.053 | 4.12 | 5.15 | 35 x 30 | | | | | | | | | | | | | | | |
| 5600 | SLPX562M080E4P3 | 0.059 | 0.044 | 4.70 | 5.88 | 30 x 45 | | | | | | | | | | | | | | | |
| 5600 | SLPX562M080H5P3 | 0.059 | 0.044 | 4.64 | 5.80 | 35 x 35 | | | | | | | | | | | | | | | |
| 6800 | SLPX682M080E9P3 | 0.049 | 0.037 | 5.27 | 6.59 | 30 x 50 | | | | | | | | | | | | | | | |
| 6800 | SLPX682M080H7P3 | 0.049 | 0.037 | 5.24 | 6.55 | 35 x 40 | | | | | | | | | | | | | | | |

Type SLPX 85 °C Snap-In Aluminum Electrolytic

Best Value 85 °C Snap-In Type

| Cap (µF) | 3000 h @ 85 °C | | Max 25 °C ESR | | Max 85 °C Ripple | | Nominal Size (DxL) (mm) |
|--------------------------------|------------------------|--|---------------|--------------|-------------------------------|------------------------------|-------------------------------|
| | Catalog Part Number | | (Ω) 120 Hz | (Ω) 20kHz | (A _{rms}) 120 Hz | (A _{rms}) 20kHz | |
| 160 Vdc (200 Vdc Surge) | | | | | | | |
| 1500 | SLPX152M160E7P3 | | 0.133 | 0.100 | 3.96 | 5.82 | 30 x 40 |
| 1500 | SLPX152M160H5P3 | | 0.133 | 0.100 | 3.94 | 5.79 | 35 x 35 |
| 1800 | SLPX182M160E4P3 | | 0.111 | 0.083 | 4.31 | 6.34 | 30 x 45 |
| 1800 | SLPX182M160H5P3 | | 0.111 | 0.083 | 4.28 | 6.29 | 35 x 35 |
| 2200 | SLPX222M160H7P3 | | 0.090 | 0.068 | 4.96 | 7.29 | 35 x 40 |
| 2700 | SLPX272M160H9P3 | | 0.074 | 0.056 | 5.57 | 8.19 | 35 x 50 |
| 180 Vdc (225 Vdc Surge) | | | | | | | |
| 330 | SLPX331M180A1P3 | | 0.603 | 0.452 | 1.49 | 2.19 | 22 x 25 |
| 390 | SLPX391M180A1P3 | | 0.510 | 0.383 | 1.84 | 2.70 | 22 x 25 |
| 470 | SLPX471M180A3P3 | | 0.423 | 0.317 | 1.91 | 2.81 | 22 x 30 |
| 470 | SLPX471M180C1P3 | | 0.423 | 0.317 | 2.08 | 3.06 | 25 x 25 |
| 560 | SLPX561M180A5P3 | | 0.355 | 0.266 | 2.25 | 3.31 | 22 x 35 |
| 560 | SLPX561M180C1P3 | | 0.355 | 0.266 | 2.25 | 3.31 | 25 x 25 |
| 680 | SLPX681M180A5P3 | | 0.293 | 0.220 | 2.48 | 3.65 | 22 x 35 |
| 680 | SLPX681M180C3P3 | | 0.293 | 0.220 | 2.50 | 3.68 | 25 x 30 |
| 680 | SLPX681M180E1P3 | | 0.293 | 0.220 | 2.46 | 3.62 | 30 x 25 |
| 820 | SLPX821M180A7P3 | | 0.243 | 0.182 | 2.86 | 4.20 | 22 x 40 |
| 820 | SLPX821M180C5P3 | | 0.243 | 0.182 | 2.75 | 4.04 | 25 x 35 |
| 820 | SLPX821M180E1P3 | | 0.243 | 0.182 | 2.69 | 3.95 | 30 x 25 |
| 1000 | SLPX102M180C7P3 | | 0.199 | 0.149 | 3.06 | 4.50 | 25 x 40 |
| 1000 | SLPX102M180E3P3 | | 0.199 | 0.149 | 3.10 | 4.56 | 30 x 30 |
| 1200 | SLPX122M180C4P3 | | 0.166 | 0.125 | 3.63 | 5.34 | 25 x 45 |
| 1200 | SLPX122M180E5P3 | | 0.166 | 0.125 | 3.55 | 5.22 | 30 x 35 |
| 1200 | SLPX122M180H3P3 | | 0.166 | 0.125 | 3.49 | 5.13 | 35 x 30 |
| 1500 | SLPX152M180E7P3 | | 0.133 | 0.100 | 4.10 | 6.03 | 30 x 40 |
| 1500 | SLPX152M180H5P3 | | 0.133 | 0.100 | 4.02 | 5.91 | 35 x 35 |
| 1800 | SLPX182M180E4P3 | | 0.111 | 0.083 | 4.55 | 6.69 | 30 x 45 |
| 1800 | SLPX182M180H5P3 | | 0.111 | 0.083 | 4.54 | 6.67 | 35 x 35 |
| 2200 | SLPX222M180H7P3 | | 0.090 | 0.068 | 4.83 | 6.04 | 35 x 40 |
| 2700 | SLPX272M180H9P3 | | 0.074 | 0.056 | 5.30 | 6.63 | 35 x 50 |
| 200 Vdc (250 Vdc Surge) | | | | | | | |
| 270 | SLPX271M200A1P3 | | 0.737 | 0.553 | 1.37 | 2.01 | 22 x 25 |
| 330 | SLPX331M200A3P3 | | 0.603 | 0.452 | 1.63 | 2.40 | 22 x 30 |
| 330 | SLPX331M200A1P3 | | 0.603 | 0.452 | 1.51 | 2.22 | 22 x 25 |
| 390 | SLPX391M200A3P3 | | 0.510 | 0.383 | 1.73 | 2.54 | 22 x 30 |
| 390 | SLPX391M200C1P3 | | 0.510 | 0.383 | 1.71 | 2.51 | 25 x 25 |
| 470 | SLPX471M200A3P3 | | 0.423 | 0.317 | 1.97 | 2.90 | 22 x 30 |
| 470 | SLPX471M200C3P3 | | 0.423 | 0.317 | 1.95 | 2.87 | 25 x 30 |
| 560 | SLPX561M200A7P3 | | 0.355 | 0.266 | 2.18 | 3.20 | 22 x 40 |
| 560 | SLPX561M200C3P3 | | 0.355 | 0.266 | 2.15 | 3.16 | 25 x 30 |
| 560 | SLPX561M200E1P3 | | 0.355 | 0.266 | 2.15 | 3.16 | 30 x 25 |
| 680 | SLPX681M200A4P3 | | 0.293 | 0.220 | 2.48 | 3.65 | 22 x 45 |
| 680 | SLPX681M200C5P3 | | 0.293 | 0.220 | 2.48 | 3.65 | 25 x 35 |
| 680 | SLPX681M200E3P3 | | 0.293 | 0.220 | 2.48 | 3.65 | 30 x 30 |
| 820 | SLPX821M200A9P3 | | 0.243 | 0.182 | 2.81 | 4.13 | 22 x 50 |
| 200 Vdc (250 Vdc Surge) | | | | | | | |
| 820 | SLPX821M200C7P3 | | 0.243 | 0.182 | 2.79 | 4.10 | 25 x 40 |
| 820 | SLPX821M200E3P3 | | 0.243 | 0.182 | 2.75 | 4.04 | 30 x 30 |
| 1000 | SLPX102M200C4P3 | | 0.199 | 0.149 | 3.28 | 4.82 | 25 x 45 |
| 1000 | SLPX102M200E5P3 | | 0.199 | 0.149 | 3.15 | 4.63 | 30 x 35 |
| 1000 | SLPX102M200H3P3 | | 0.199 | 0.149 | 3.25 | 4.78 | 35 x 30 |
| 1200 | SLPX122M200C9P3 | | 0.166 | 0.125 | 3.61 | 5.31 | 25 x 50 |
| 1200 | SLPX122M200E7P3 | | 0.166 | 0.125 | 3.61 | 5.31 | 30 x 40 |
| 1200 | SLPX122M200E4P3 | | 0.166 | 0.125 | 3.80 | 5.59 | 30 x 45 |
| 1200 | SLPX122M200H5P3 | | 0.166 | 0.125 | 3.57 | 5.25 | 35 x 35 |
| 1500 | SLPX152M200E4P3 | | 0.133 | 0.100 | 4.13 | 6.07 | 30 x 45 |
| 1500 | SLPX152M200H5P3 | | 0.133 | 0.100 | 3.85 | 5.66 | 35 x 35 |
| 1500 | SLPX152M200H7P3 | | 0.133 | 0.100 | 4.06 | 5.97 | 35 x 40 |
| 1500 | SLPX152M200H4P3 | | 0.133 | 0.100 | 4.26 | 6.26 | 35 x 45 |
| 1800 | SLPX182M200H4P3 | | 0.111 | 0.083 | 4.59 | 6.75 | 35 x 45 |
| 2200 | SLPX222M200H9P3 | | 0.090 | 0.068 | 5.25 | 7.72 | 35 x 50 |
| 220 Vdc (270 Vdc Surge) | | | | | | | |
| 220 | SLPX221M220A1P3 | | 0.905 | 0.679 | 1.30 | 1.91 | 22 x 25 |
| 270 | SLPX271M220A1P3 | | 0.737 | 0.553 | 1.42 | 2.09 | 22 x 25 |
| 330 | SLPX331M220A3P3 | | 0.603 | 0.452 | 1.59 | 2.34 | 22 x 30 |
| 330 | SLPX331M220C1P3 | | 0.603 | 0.452 | 1.59 | 2.34 | 25 x 25 |
| 390 | SLPX391M220A5P3 | | 0.510 | 0.383 | 1.80 | 2.65 | 22 x 35 |
| 390 | SLPX391M220C1P3 | | 0.510 | 0.383 | 1.75 | 2.57 | 25 x 25 |
| 470 | SLPX471M220A5P3 | | 0.423 | 0.317 | 2.06 | 3.03 | 22 x 35 |
| 470 | SLPX471M220C3P3 | | 0.423 | 0.317 | 2.08 | 3.06 | 25 x 30 |
| 470 | SLPX471M220E1P3 | | 0.423 | 0.317 | 2.16 | 3.18 | 30 x 25 |
| 560 | SLPX561M220A7P3 | | 0.355 | 0.266 | 2.22 | 3.26 | 22 x 40 |
| 560 | SLPX561M220C5P3 | | 0.355 | 0.266 | 2.38 | 3.50 | 25 x 35 |
| 560 | SLPX561M220E1P3 | | 0.355 | 0.266 | 2.18 | 3.20 | 30 x 25 |
| 680 | SLPX681M220A4P3 | | 0.293 | 0.220 | 2.62 | 3.85 | 22 x 45 |
| 680 | SLPX681M220C7P3 | | 0.293 | 0.220 | 2.56 | 3.76 | 25 x 40 |
| 680 | SLPX681M220E3P3 | | 0.293 | 0.220 | 2.52 | 3.70 | 30 x 30 |
| 820 | SLPX821M220C4P3 | | 0.243 | 0.182 | 2.91 | 4.28 | 25 x 45 |
| 820 | SLPX821M220E5P3 | | 0.243 | 0.182 | 2.84 | 4.17 | 30 x 35 |
| 820 | SLPX821M220H3P3 | | 0.243 | 0.182 | 2.79 | 4.10 | 35 x 35 |
| 1000 | SLPX102M220C9P3 | | 0.199 | 0.149 | 3.53 | 5.19 | 25 x 50 |
| 1000 | SLPX102M220E7P3 | | 0.199 | 0.149 | 3.36 | 4.94 | 30 x 40 |
| 1000 | SLPX102M220H3P3 | | 0.199 | 0.149 | 3.29 | 4.84 | 35 x 30 |
| 1200 | SLPX122M220E7P3 | | 0.166 | 0.125 | 3.54 | 5.20 | 30 x 40 |
| 1200 | SLPX122M220E4P3 | | 0.166 | 0.125 | 3.72 | 5.47 | 30 x 45 |
| 1200 | SLPX122M220H5P3 | | 0.166 | 0.125 | 3.68 | 5.41 | 35 x 35 |
| 1500 | SLPX152M220H7P3 | | 0.133 | 0.100 | 4.10 | 5.13 | 35 x 40 |
| 1800 | SLPX182M220H4P3 | | 0.111 | 0.083 | 4.52 | 5.65 | 35 x 45 |
| 250 Vdc (300 Vdc Surge) | | | | | | | |
| 220 | SLPX221M250A1P3 | | 0.905 | 0.679 | 1.24 | 1.82 | 22 x 25 |
| 270 | SLPX271M250A3P3 | | 0.737 | 0.553 | 1.50 | 2.21 | 22 x 30 |

Type SLPX 85 °C Snap-In Aluminum Electrolytic

Best Value 85 °C Snap-In Type

| Cap (µF) | 3000 h @ 85 °C | | Max 25 °C ESR | | Max 85 °C Ripple | | Nominal Size (DxL) (mm) | Cap (µF) | 3000 h @ 85 °C | | Max 25 °C ESR | | Max 85 °C Ripple | | Nominal Size (DxL) (mm) |
|--------------------------------|------------------------|-------|---------------|--------------|-------------------------------|------------------------------|--------------------------------|--------------------------------|------------------------|-------|---------------|--------------|-------------------------------|------------------------------|-------------------------------|
| | Catalog Part Number | | (Ω) 120 Hz | (Ω) 20kHz | (A _{rms}) 120 Hz | (A _{rms}) 20kHz | | | Catalog Part Number | | (Ω) 120 Hz | (Ω) 20kHz | (A _{rms}) 120 Hz | (A _{rms}) 20kHz | |
| 250 Vdc (300 Vdc Surge) | | | | | | | | 315 Vdc (365 Vdc Surge) | | | | | | | |
| 330 | SLPX331M250A3P3 | 0.603 | 0.452 | 1.66 | 2.44 | 22 x 30 | 1000 | SLPX102M315H9P3 | 0.199 | 0.149 | 3.57 | 4.46 | 35 x 50 | | |
| 330 | SLPX331M250C1P3 | 0.603 | 0.452 | 1.61 | 2.37 | 25 x 25 | 350 Vdc (400 Vdc Surge) | | | | | | | | |
| 390 | SLPX391M250A5P3 | 0.510 | 0.383 | 1.88 | 2.76 | 22 x 35 | 120 | SLPX121M350A1P3 | 1.659 | 1.244 | 1.04 | 1.53 | 22 x 25 | | |
| 390 | SLPX391M250C3P3 | 0.510 | 0.383 | 1.88 | 2.76 | 25 x 30 | 150 | SLPX151M350A3P3 | 1.327 | 0.995 | 1.20 | 1.76 | 22 x 30 | | |
| 470 | SLPX471M250A7P3 | 0.423 | 0.317 | 2.15 | 3.16 | 22 x 40 | 150 | SLPX151M350C1P3 | 1.327 | 0.995 | 1.22 | 1.79 | 25 x 25 | | |
| 470 | SLPX471M250C5P3 | 0.423 | 0.317 | 2.15 | 3.16 | 25 x 35 | 180 | SLPX181M350A3P3 | 1.106 | 0.830 | 1.34 | 1.97 | 22 x 30 | | |
| 470 | SLPX471M250E1P3 | 0.423 | 0.317 | 2.04 | 3.00 | 30 x 25 | 180 | SLPX181M350C1P3 | 1.106 | 0.830 | 1.37 | 2.01 | 25 x 25 | | |
| 560 | SLPX561M250A4P3 | 0.355 | 0.266 | 2.48 | 3.65 | 22 x 45 | 220 | SLPX221M350A5P3 | 0.905 | 0.679 | 1.47 | 2.16 | 22 x 35 | | |
| 560 | SLPX561M250C5P3 | 0.355 | 0.266 | 2.35 | 3.45 | 25 x 35 | 220 | SLPX221M350C3P3 | 0.905 | 0.679 | 1.53 | 2.25 | 25 x 30 | | |
| 560 | SLPX561M250E3P3 | 0.355 | 0.266 | 2.35 | 3.45 | 30 x 30 | 220 | SLPX221M350E1P3 | 0.905 | 0.679 | 1.54 | 2.26 | 30 x 25 | | |
| 680 | SLPX681M250C7P3 | 0.293 | 0.220 | 2.67 | 3.92 | 25 x 40 | 270 | SLPX271M350A7P3 | 0.737 | 0.553 | 1.70 | 2.50 | 22 x 40 | | |
| 680 | SLPX681M250E5P3 | 0.293 | 0.220 | 2.71 | 3.98 | 30 x 35 | 270 | SLPX271M350C5P3 | 0.737 | 0.553 | 1.73 | 2.54 | 25 x 35 | | |
| 820 | SLPX821M250C9P3 | 0.243 | 0.182 | 3.01 | 4.42 | 25 x 50 | 270 | SLPX271M350E1P3 | 0.737 | 0.553 | 1.80 | 2.65 | 30 x 25 | | |
| 820 | SLPX681M250E5P3 | 0.243 | 0.182 | 2.98 | 4.38 | 30 x 35 | 330 | SLPX331M350A4P3 | 0.603 | 0.452 | 1.87 | 2.75 | 22 x 45 | | |
| 820 | SLPX821M250H3P3 | 0.243 | 0.182 | 2.96 | 4.35 | 35 x 30 | 330 | SLPX331M350C7P3 | 0.603 | 0.452 | 2.03 | 2.98 | 30 x 30 | | |
| 1000 | SLPX102M250E5P3 | 0.199 | 0.149 | 3.20 | 4.70 | 30 x 35 | 390 | SLPX391M350C7P3 | 0.510 | 0.383 | 2.14 | 3.15 | 25 x 40 | | |
| 1000 | SLPX102M250E4P3 | 0.199 | 0.149 | 3.56 | 5.23 | 30 x 45 | 390 | SLPX391M350E5P3 | 0.510 | 0.383 | 2.23 | 3.28 | 30 x 35 | | |
| 1000 | SLPX102M250E9P3 | 0.199 | 0.149 | 3.73 | 5.48 | 30 x 50 | 390 | SLPX391M350H3P3 | 0.510 | 0.383 | 2.30 | 3.38 | 35 x 30 | | |
| 1000 | SLPX102M250H5P3 | 0.199 | 0.149 | 3.48 | 5.12 | 35 x 35 | 470 | SLPX471M350E5P3 | 0.423 | 0.317 | 2.53 | 3.72 | 30 x 35 | | |
| 1200 | SLPX122M250E9P3 | 0.166 | 0.125 | 3.99 | 5.87 | 30 x 50 | 470 | SLPX471M350H3P3 | 0.423 | 0.317 | 2.55 | 3.75 | 35 x 30 | | |
| 1200 | SLPX122M250H7P3 | 0.166 | 0.125 | 3.84 | 5.64 | 35 x 40 | 560 | SLPX561M350E7P3 | 0.355 | 0.266 | 2.73 | 4.01 | 30 x 40 | | |
| 1500 | SLPX152M250H4P3 | 0.133 | 0.100 | 4.33 | 6.37 | 35 x 45 | 560 | SLPX561M350H5P3 | 0.355 | 0.266 | 2.75 | 4.04 | 35 x 35 | | |
| 1800 | SLPX182M250H9P3 | 0.111 | 0.083 | 4.54 | 6.67 | 35 x 50 | 680 | SLPX681M350H7P3 | 0.293 | 0.220 | 3.15 | 4.63 | 35 x 40 | | |
| 315 Vdc (365 Vdc Surge) | | | | | | | | 385 Vdc (435 Vdc Surge) | | | | | | | |
| 180 | SLPX181M315A3P3 | 1.106 | 0.830 | 1.29 | 1.90 | 22 x 30 | 82 | SLPX820M385A1P3 | 2.427 | 1.820 | 0.76 | 1.12 | 22 x 25 | | |
| 180 | SLPX181M315C1P3 | 1.106 | 0.830 | 1.38 | 2.03 | 25 x 25 | 100 | SLPX101M385A3P3 | 1.990 | 1.493 | 0.89 | 1.31 | 22 x 30 | | |
| 220 | SLPX221M315A5P3 | 0.905 | 0.679 | 1.41 | 2.07 | 22 x 35 | 120 | SLPX121M385A3P3 | 1.659 | 1.244 | 0.98 | 1.44 | 22 x 30 | | |
| 220 | SLPX221M315C3P3 | 0.905 | 0.679 | 1.47 | 2.16 | 25 x 30 | 120 | SLPX121M385C1P3 | 1.659 | 1.244 | 1.02 | 1.50 | 25 x 25 | | |
| 270 | SLPX271M315A7P3 | 0.737 | 0.553 | 1.70 | 2.50 | 22 x 40 | 150 | SLPX151M385A5P3 | 1.327 | 0.995 | 1.12 | 1.65 | 22 x 35 | | |
| 270 | SLPX271M315C3P3 | 0.737 | 0.553 | 1.70 | 2.50 | 25 x 30 | 150 | SLPX151M385C3P3 | 1.327 | 0.995 | 1.14 | 1.68 | 25 x 30 | | |
| 330 | SLPX331M315A4P3 | 0.603 | 0.452 | 1.91 | 2.81 | 22 x 45 | 180 | SLPX181M385A7P3 | 1.106 | 0.830 | 1.27 | 1.87 | 22 x 40 | | |
| 330 | SLPX331M315C5P3 | 0.603 | 0.452 | 1.94 | 2.85 | 25 x 35 | 180 | SLPX181M385C5P3 | 1.106 | 0.830 | 1.30 | 1.91 | 25 x 35 | | |
| 330 | SLPX331M315E3P3 | 0.603 | 0.452 | 1.98 | 2.91 | 30 x 30 | 180 | SLPX181M385E1P3 | 1.106 | 0.830 | 1.37 | 2.01 | 30 x 25 | | |
| 390 | SLPX391M315A9P3 | 0.510 | 0.383 | 2.07 | 3.04 | 22 x 50 | 220 | SLPX221M385A4P3 | 0.905 | 0.679 | 1.42 | 2.09 | 22 x 45 | | |
| 390 | SLPX391M315C7P3 | 0.510 | 0.383 | 2.11 | 3.10 | 25 x 40 | 220 | SLPX221M385C5P3 | 0.905 | 0.679 | 1.48 | 2.18 | 25 x 35 | | |
| 390 | SLPX391M315E3P3 | 0.510 | 0.383 | 2.15 | 3.16 | 30 x 30 | 220 | SLPX221M385E3P3 | 0.905 | 0.679 | 1.49 | 2.19 | 30 x 30 | | |
| 470 | SLPX471M315C4P3 | 0.423 | 0.317 | 2.39 | 3.51 | 25 x 45 | 270 | SLPX271M385C7P3 | 0.737 | 0.553 | 1.61 | 2.37 | 25 x 40 | | |
| 470 | SLPX471M315E5P3 | 0.423 | 0.317 | 2.38 | 3.50 | 30 x 35 | 270 | SLPX271M385E5P3 | 0.737 | 0.553 | 1.64 | 2.41 | 30 x 35 | | |
| 470 | SLPX471M315H3P3 | 0.423 | 0.317 | 2.36 | 3.47 | 35 x 30 | 330 | SLPX331M385C9P3 | 0.603 | 0.452 | 1.80 | 2.65 | 25 x 50 | | |
| 560 | SLPX561M315E7P3 | 0.355 | 0.266 | 2.63 | 3.87 | 30 x 40 | 330 | SLPX331M385E7P3 | 0.603 | 0.452 | 1.85 | 2.72 | 30 x 40 | | |
| 560 | SLPX561M315H5P3 | 0.355 | 0.266 | 2.69 | 3.95 | 35 x 35 | 330 | SLPX331M385H3P3 | 0.603 | 0.452 | 1.87 | 2.75 | 35 x 30 | | |
| 680 | SLPX681M315E4P3 | 0.293 | 0.220 | 2.80 | 4.12 | 30 x 45 | 390 | SLPX391M385E7P3 | 0.510 | 0.383 | 2.05 | 3.01 | 30 x 40 | | |
| 680 | SLPX681M315H7P3 | 0.293 | 0.220 | 3.05 | 4.48 | 35 x 40 | | | | | | | | | |
| 820 | SLPX821M315E9P3 | 0.243 | 0.182 | 3.28 | 4.82 | 30 x 50 | | | | | | | | | |
| 820 | SLPX821M315H4P3 | 0.243 | 0.182 | 3.45 | 5.07 | 35 x 45 | | | | | | | | | |

Type SLPX 85 °C Snap-In Aluminum Electrolytic

Best Value 85 °C Snap-In Type

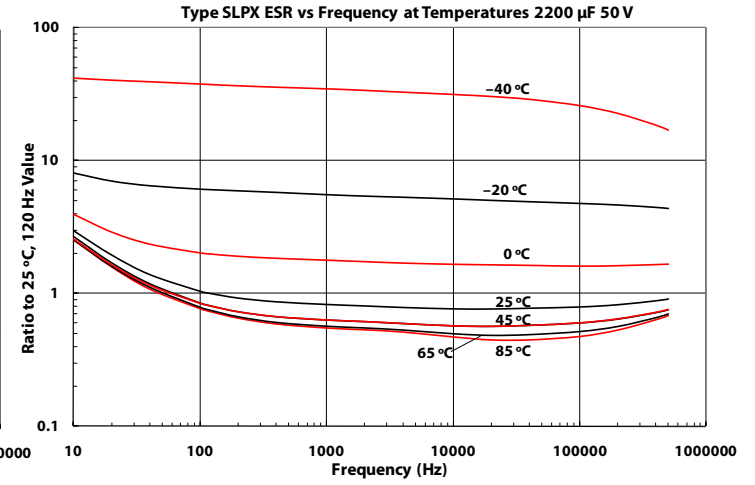
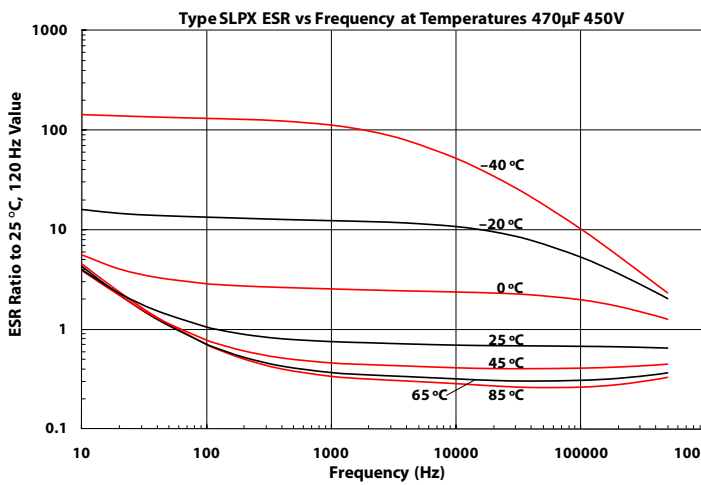
| Cap µF | Catalog Part Number 3000 h @ 85 °C | Max ESR Ω @ 25°C | | Max Ripple (A _{rms}) max @ 85°C | | Nominal Size (DxL) (mm) |
|--------------------------------|--|---------------------|-------|--|-------|-------------------------------|
| | | 120 Hz | 20kHz | 120 Hz | 20kHz | |
| 385 Vdc (435 Vdc Surge) | | | | | | |
| 390 | SLPX391M385H5P3 | 0.510 | 0.383 | 2.07 | 3.04 | 35 x 35 |
| 470 | SLPX471M385E9P3 | 0.423 | 0.317 | 2.26 | 3.32 | 30 x 50 |
| 470 | SLPX471M385H7P3 | 0.423 | 0.317 | 2.26 | 3.32 | 35 x 40 |
| 560 | SLPX561M385H4P3 | 0.355 | 0.266 | 2.59 | 3.81 | 35 x 45 |
| 680 | SLPX681M385H9P3 | 0.293 | 0.220 | 2.80 | 4.12 | 35 x 50 |
| 400 Vdc (450 Vdc Surge) | | | | | | |
| 82 | SLPX820M400A1P3 | 2.427 | 1.820 | 0.84 | 1.23 | 22 x 25 |
| 100 | SLPX101M400A3P3 | 1.990 | 1.493 | 0.99 | 1.46 | 22 x 30 |
| 120 | SLPX121M400C1P3 | 1.659 | 1.244 | 1.13 | 1.66 | 25 x 25 |
| 120 | SLPX121M400A3P3 | 1.659 | 1.244 | 1.09 | 1.60 | 22 x 30 |
| 150 | SLPX151M400A5P3 | 1.327 | 0.995 | 1.24 | 1.82 | 22 x 35 |
| 150 | SLPX151M400C3P3 | 1.327 | 0.995 | 1.27 | 1.87 | 25 x 30 |
| 180 | SLPX181M400A7P3 | 1.106 | 0.830 | 1.41 | 2.07 | 22 x 40 |
| 180 | SLPX181M400C3P3 | 1.106 | 0.830 | 1.44 | 2.12 | 25 x 30 |
| 180 | SLPX181M400E1P3 | 1.106 | 0.830 | 1.52 | 2.23 | 30 x 25 |
| 220 | SLPX221M400A4P3 | 0.905 | 0.679 | 1.58 | 2.32 | 22 x 45 |
| 220 | SLPX221M400C3P3 | 0.900 | 0.675 | 1.54 | 2.26 | 25 x 30 |
| 220 | SLPX221M400C5P3 | 0.905 | 0.679 | 1.64 | 2.41 | 25 x 35 |
| 220 | SLPX221M400E3P3 | 0.905 | 0.679 | 1.66 | 2.44 | 30 x 30 |
| 270 | SLPX271M400C7P3 | 0.737 | 0.553 | 1.79 | 2.63 | 25 x 40 |
| 270 | SLPX271M400E3P3 | 0.737 | 0.553 | 1.82 | 2.68 | 30 x 30 |
| 330 | SLPX331M400E3P3 | 0.737 | 0.553 | 1.82 | 2.68 | 30 x 30 |
| 330 | SLPX331M400E3P3 | 0.603 | 0.452 | 2.05 | 3.01 | 30 x 30 |
| 330 | SLPX331M400H3P3 | 0.603 | 0.452 | 2.05 | 3.01 | 35 x 30 |
| 330 | SLPX331M400C4P3 | 0.603 | 0.452 | 2.00 | 2.94 | 25 x 45 |
| 390 | SLPX391M400E7P3 | 0.510 | 0.383 | 2.26 | 3.32 | 30 x 40 |
| 390 | SLPX391M400H5P3 | 0.510 | 0.383 | 2.28 | 3.35 | 35 x 35 |
| 470 | SLPX471M400E4P3 | 0.423 | 0.317 | 2.51 | 3.69 | 30 x 45 |
| 470 | SLPX471M400H7P3 | 0.423 | 0.317 | 2.54 | 3.73 | 35 x 40 |
| 560 | SLPX561M400H9P3 | 0.355 | 0.266 | 3.13 | 4.60 | 35 x 50 |
| 560 | SLPX561M400H7P3 | 0.355 | 0.266 | 2.85 | 4.19 | 35 x 40 |
| 680 | SLPX681M400H9P3 | 0.293 | 0.220 | 3.10 | 3.88 | 35 x 50 |
| 820 | SLPX821M400H9P3 | 0.240 | 0.180 | 3.40 | 4.25 | 35 x 50 |
| 420 Vdc (470 Vdc Surge) | | | | | | |
| 82 | SLPX820M420A1P3 | 2.427 | 1.820 | 0.85 | 1.25 | 22 x 25 |
| 100 | SLPX101M420A3P3 | 1.990 | 1.493 | 0.97 | 1.43 | 22 x 30 |
| 100 | SLPX101M420C1P3 | 1.990 | 1.493 | 0.98 | 1.44 | 25 x 25 |
| 120 | SLPX121M420A3P3 | 1.659 | 1.244 | 1.07 | 1.57 | 22 x 30 |
| 120 | SLPX121M420C1P3 | 1.659 | 1.244 | 1.08 | 1.59 | 25 x 25 |
| 150 | SLPX151M420A5P3 | 1.327 | 0.995 | 1.21 | 1.78 | 22 x 35 |
| 150 | SLPX151M420C3P3 | 1.327 | 0.995 | 1.26 | 1.85 | 25 x 30 |
| 150 | SLPX151M420E1P3 | 1.327 | 0.995 | 1.30 | 1.91 | 30 x 25 |
| 180 | SLPX181M420A7P3 | 1.106 | 0.830 | 1.33 | 1.96 | 22 x 40 |

| Cap µF | Catalog Part Number 3000 h @ 85 °C | Max ESR Ω @ 25°C | | Max Ripple (A _{rms}) max @ 85°C | | Nominal Size (DxL) (mm) |
|--------------------------------|--|---------------------|-------|--|-------|-------------------------------|
| | | 120 Hz | 20kHz | 120 Hz | 20kHz | |
| 420 Vdc (470 Vdc Surge) | | | | | | |
| 180 | SLPX181M420C5P3 | 1.106 | 0.830 | 1.42 | 2.09 | 25 x 35 |
| 180 | SLPX181M420E1P3 | 1.106 | 0.830 | 1.48 | 2.18 | 30 x 25 |
| 220 | SLPX221M420A4P3 | 0.905 | 0.679 | 1.55 | 2.28 | 22 x 45 |
| 220 | SLPX221M420C5P3 | 0.905 | 0.679 | 1.58 | 2.32 | 25 x 35 |
| 220 | SLPX221M420E3P3 | 0.905 | 0.679 | 1.65 | 2.43 | 30 x 30 |
| 270 | SLPX271M420C7P3 | 0.737 | 0.553 | 1.74 | 2.56 | 25 x 40 |
| 270 | SLPX271M420E5P3 | 0.737 | 0.553 | 1.90 | 2.79 | 30 x 35 |
| 270 | SLPX271M420H3P3 | 0.737 | 0.553 | 1.94 | 2.85 | 35 x 30 |
| 330 | SLPX331M420C9P3 | 0.603 | 0.452 | 2.20 | 3.23 | 25 x 50 |
| 330 | SLPX331M420E5P3 | 0.603 | 0.452 | 1.98 | 2.91 | 30 x 35 |
| 330 | SLPX331M420H5P3 | 0.603 | 0.452 | 2.17 | 3.19 | 35 x 35 |
| 390 | SLPX391M420E7P3 | 0.510 | 0.383 | 2.22 | 3.26 | 30 x 40 |
| 390 | SLPX391M420H5P3 | 0.510 | 0.383 | 2.27 | 3.34 | 35 x 35 |
| 470 | SLPX471M420E4P3 | 0.423 | 0.317 | 2.50 | 3.68 | 30 x 45 |
| 470 | SLPX471M420H7P3 | 0.423 | 0.317 | 2.61 | 3.84 | 35 x 40 |
| 560 | SLPX561M420H4P3 | 0.355 | 0.266 | 2.95 | 4.34 | 35 x 45 |
| 450 Vdc (500 Vdc Surge) | | | | | | |
| 68 | SLPX680M450A1P3 | 3.903 | 2.927 | 0.71 | 1.04 | 22 x 25 |
| 82 | SLPX820M450A1P3 | 3.236 | 2.427 | 0.86 | 1.26 | 22 x 25 |
| 100 | SLPX101M450C1P3 | 2.654 | 1.991 | 0.97 | 1.43 | 25 x 25 |
| 120 | SLPX121M450A3P3 | 2.212 | 1.659 | 1.00 | 1.47 | 22 x 30 |
| 120 | SLPX121M450C3P3 | 2.212 | 1.659 | 1.09 | 1.60 | 25 x 30 |
| 120 | SLPX121M450A3P3 | 2.212 | 1.659 | 1.00 | 1.47 | 22 x 30 |
| 120 | SLPX121M450E1P3 | 2.212 | 1.659 | 1.12 | 1.65 | 30 x 25 |
| 150 | SLPX151M450A7P3 | 1.769 | 1.327 | 1.18 | 1.73 | 22 x 40 |
| 150 | SLPX151M450C3P3 | 1.769 | 1.327 | 1.25 | 1.84 | 25 x 30 |
| 150 | SLPX151M450E1P3 | 1.769 | 1.327 | 1.29 | 1.90 | 30 x 25 |
| 180 | SLPX181M450E1P3 | 1.470 | 1.103 | 1.35 | 1.98 | 30 x 25 |
| 180 | SLPX181M450A4P3 | 1.474 | 1.106 | 1.32 | 1.94 | 22 x 45 |
| 180 | SLPX181M450C5P3 | 1.474 | 1.106 | 1.40 | 2.06 | 25 x 35 |
| 180 | SLPX181M450A1P3 | 1.474 | 1.106 | 1.45 | 2.13 | 30 x 25 |
| 220 | SLPX221M450C7P3 | 1.206 | 0.905 | 1.59 | 2.34 | 25 x 40 |
| 220 | SLPX221M450E3P3 | 1.206 | 0.905 | 1.64 | 2.41 | 30 x 30 |
| 220 | SLPX221M450H3P3 | 1.206 | 0.905 | 1.66 | 2.44 | 35 x 30 |
| 270 | SLPX271M450C4P3 | 0.983 | 0.737 | 1.73 | 2.54 | 25 x 45 |
| 270 | SLPX271M450E3P3 | 0.983 | 0.737 | 1.78 | 2.62 | 30 x 30 |
| 270 | SLPX271M450E5P3 | 0.983 | 0.737 | 1.89 | 2.78 | 30 x 35 |
| 270 | SLPX271M450H3P3 | 0.983 | 0.737 | 1.90 | 2.79 | 35 x 30 |
| 330 | SLPX331M450H5P3 | 0.804 | 0.603 | 2.15 | 3.16 | 35 x 35 |
| 330 | SLPX331M450E7P3 | 0.804 | 0.603 | 2.12 | 3.12 | 30 x 40 |
| 390 | SLPX391M450E4P3 | 0.680 | 0.510 | 2.35 | 3.45 | 30 x 45 |
| 390 | SLPX391M450H7P3 | 0.680 | 0.510 | 2.38 | 3.50 | 35 x 40 |
| 470 | SLPX471M450H9P3 | 0.565 | 0.424 | 2.80 | 4.12 | 35 x 50 |
| 470 | SLPX471M450H4P3 | 0.565 | 0.424 | 2.68 | 3.94 | 35 x 45 |

Type SLPX 85 °C Snap-In Aluminum Electrolytic

Best Value 85 °C Snap-In Type

Typical Performance Curves



Компания «Life Electronics» занимается поставками электронных компонентов импортного и отечественного производства от производителей и со складов крупных дистрибьюторов Европы, Америки и Азии.

С конца 2013 года компания активно расширяет линейку поставок компонентов по направлению коаксиальный кабель, кварцевые генераторы и конденсаторы (керамические, пленочные, электролитические), за счёт заключения дистрибьюторских договоров

Мы предлагаем:

- Конкурентоспособные цены и скидки постоянным клиентам.
- Специальные условия для постоянных клиентов.
- Подбор аналогов.
- Поставку компонентов в любых объемах, удовлетворяющих вашим потребностям.
- Приемлемые сроки поставки, возможна ускоренная поставка.
- Доставку товара в любую точку России и стран СНГ.
- Комплексную поставку.
- Работу по проектам и поставку образцов.
- Формирование склада под заказчика.
- Сертификаты соответствия на поставляемую продукцию (по желанию клиента).
- Тестирование поставляемой продукции.
- Поставку компонентов, требующих военную и космическую приемку.
- Входной контроль качества.
- Наличие сертификата ISO.

В составе нашей компании организован Конструкторский отдел, призванный помогать разработчикам, и инженерам.

Конструкторский отдел помогает осуществить:

- Регистрацию проекта у производителя компонентов.
- Техническую поддержку проекта.
- Защиту от снятия компонента с производства.
- Оценку стоимости проекта по компонентам.
- Изготовление тестовой платы монтаж и пусконаладочные работы.



Тел: +7 (812) 336 43 04 (многоканальный)

Email: org@lifeelectronics.ru