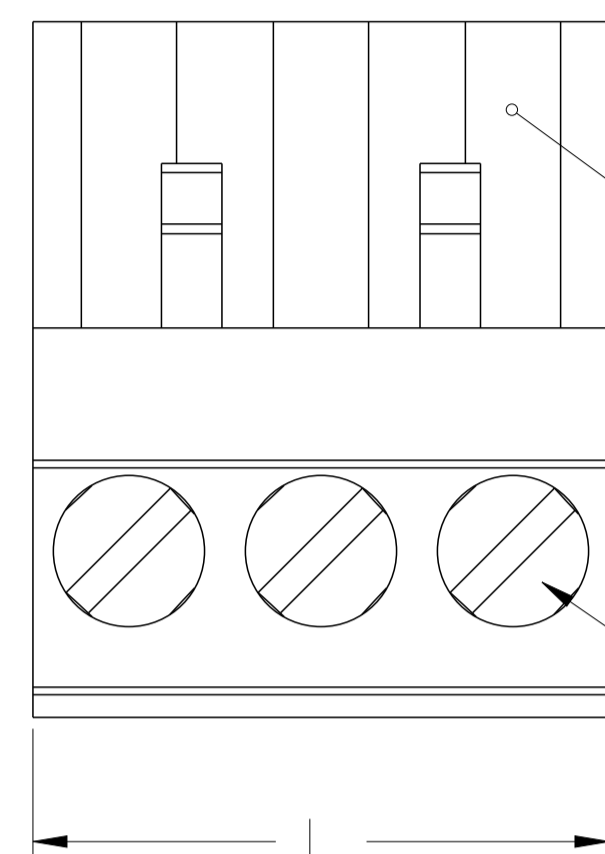
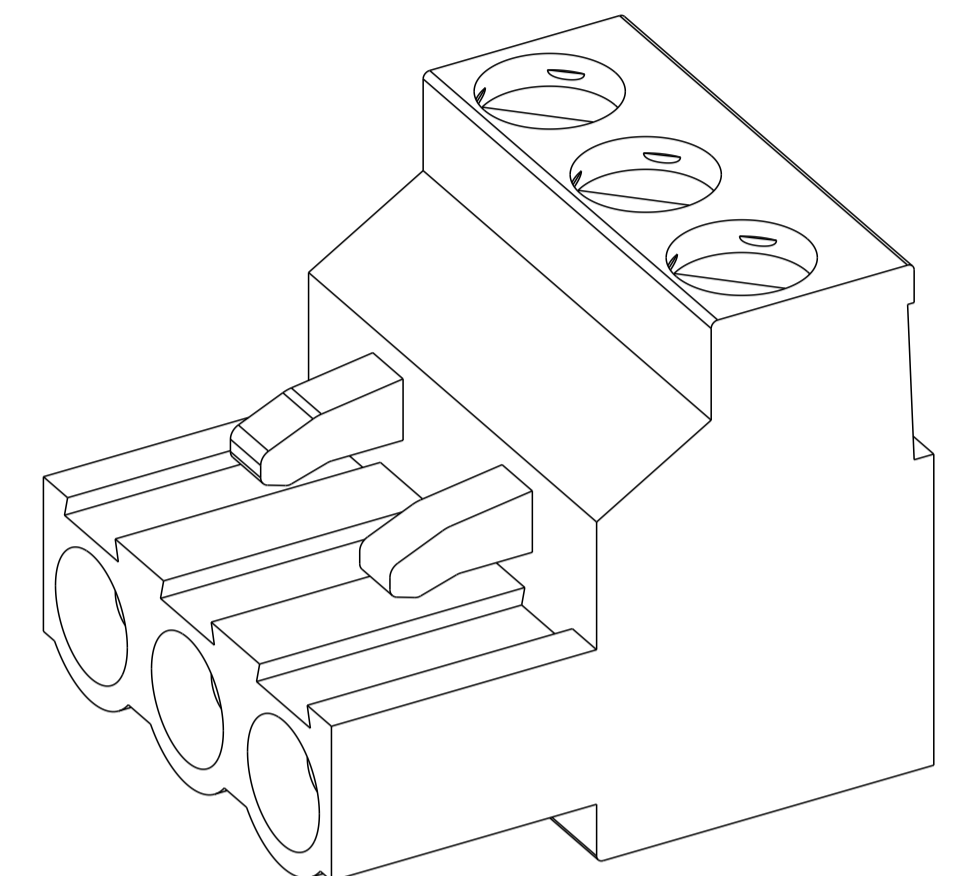


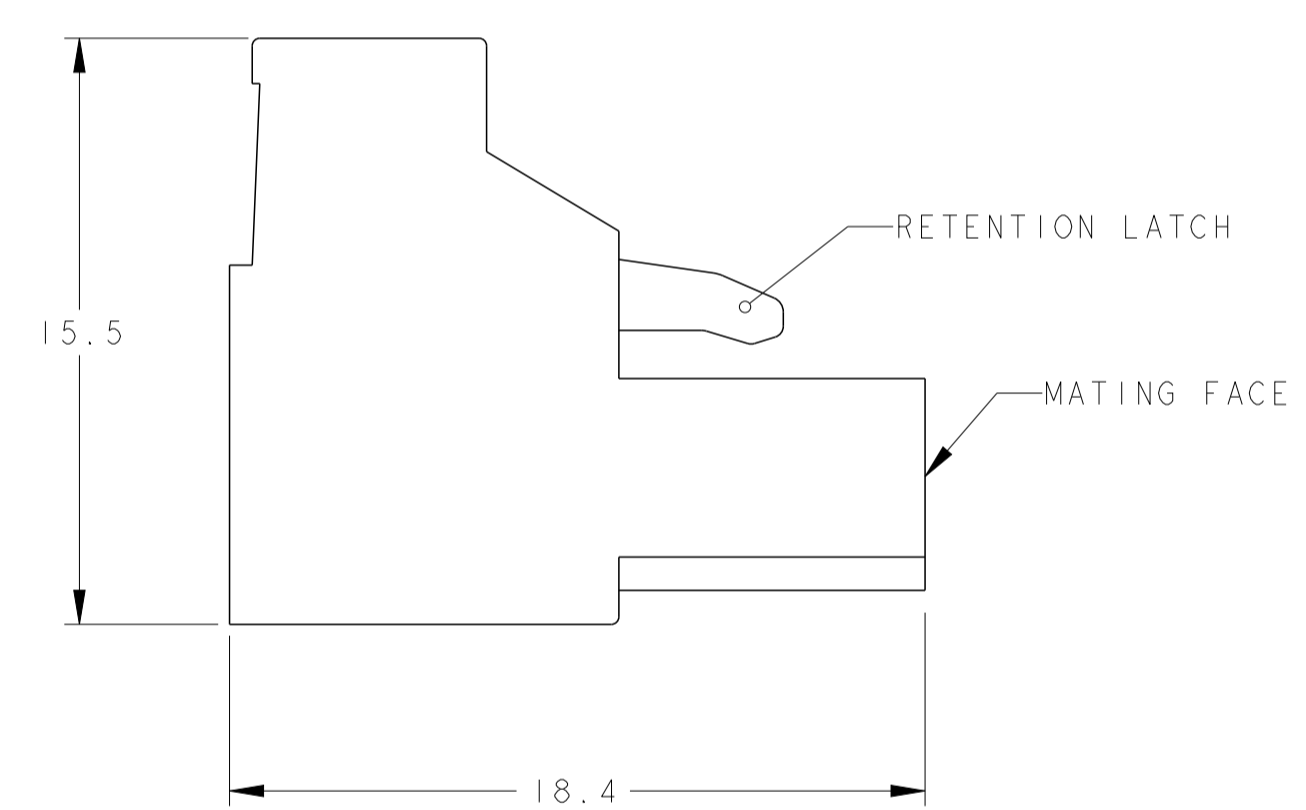
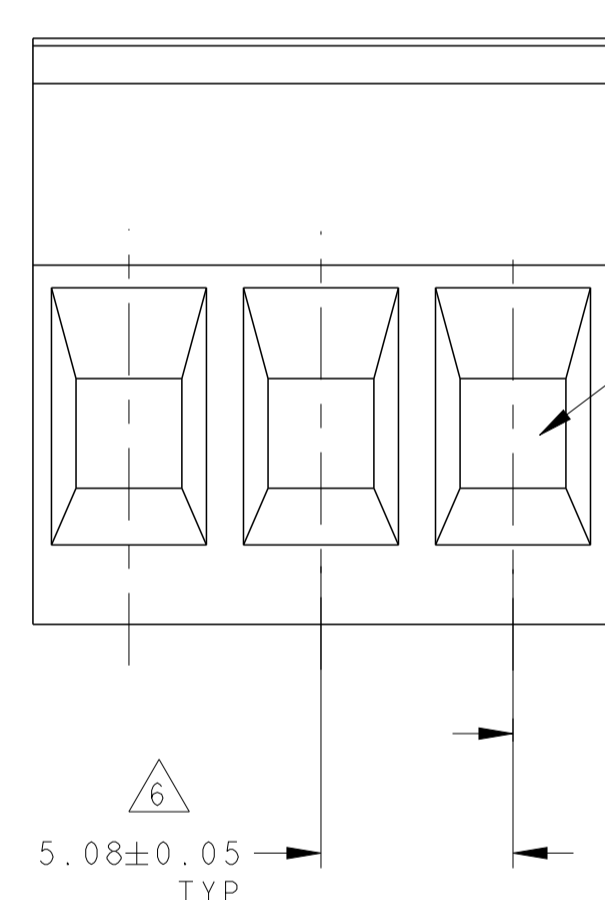
LOC		DIST		REVISIONS			
FT	0	P	LTN	DESCRIPTION	DATE	OWN	APVD
		RB		REVISED PER ECO-12-017405	29SEP2012	KH	MB



POLARIZATION KEY SLOT  
 CLAMPING SCREW



796634-3 AS SHOWN



- △1 MATERIALS AND FINISH:  
 HOUSING: PA 6-6, UL 94-V0, COLOR:GREEN.  
 CLAMP: BRASS, PLATING: SEE TABLE.  
 DOUBLE SIDE CONTACT SPRING: PHOSPHOR BRONZE, PLATING: SEE TABLE.  
 CLAMPING SCREW: M3, BRASS, NICKEL PLATED.
- END-TO-END STACKABLE WITHOUT LOSS OF CENTERLINE SPACING.
  - WIRE SIZE RANGE: 12-30 AWG.
  - RECOGNIZED UNDER THE COMPONENT PROGRAM OF UNDERWRITERS LABORATORIES INC. FILE N° E60677.
  - IMQ CERTIFICATE WITH SURVEILLANCE IN CONFORMITY WITH IEC 998-1/998-2-1.
- △6 NOT CUMULATIVE TOLERANCE
- △7 INK MARKING, WHITE COLOR
- △8 INK MARKING, BLACK COLOR
- △9 NUMERICAL SEQUENCE: FROM LEFT TO RIGHT UNLESS OTHERWISE SPECIFIED.
10. BUCHANAN LOGO TO APPEAR ON HOUSING, LOCATION OPTIONAL WHERE SPACE PERMITS.
- △11 SELECTIVELY LOADED IN POSITIONS 1,2,4,5,7,8.

REMOVE PIN 3	PRELIMINARY	MATERIAL	FINISH	MARKING	DETAIL	CLAMP PLATING	CONTACT PLATING	MARKING	SPECIAL	NO OF POSN	PART NUMBER	
		NICKEL	TIN	△8 △10	DETAIL AB					86.36	17	8-796634-4
		NICKEL	TIN	-	-					25.40	5	8-796634-3
		NICKEL	0.76 μm AU	-	-					106.68	21	8-796634-2
		NICKEL	0.76 μm AU	-	-					86.36	17	8-796634-1
		NICKEL	0.76 μm AU	-	-					71.12	14	8-796634-0
		NICKEL	0.76 μm AU	-	-					60.96	12	7-796634-9
		NICKEL	0.76 μm AU	-	-					50.80	10	7-796634-8
		NICKEL	0.76 μm AU	-	-					45.72	9	7-796634-7
		NICKEL	0.76 μm AU	-	-					40.64	8	7-796634-6
		NICKEL	0.76 μm AU	-	-					35.56	7	7-796634-5
		NICKEL	0.76 μm AU	-	-					30.48	6	7-796634-4
		NICKEL	0.76 μm AU	-	-					25.40	5	7-796634-3
		NICKEL	0.76 μm AU	-	-					20.32	4	7-796634-2
		NICKEL	0.76 μm AU	-	-					15.24	3	7-796634-1
		NICKEL	0.76 μm AU	-	-					10.16	2	7-796634-0
		NICKEL	TIN	-	-					40.64	8	6-796634-9
		NICKEL	TIN	△7 △9	DETAIL Z					91.44	18	6-796634-8
		NICKEL	TIN	△7 △9	DETAIL Y					81.28	16	6-796634-7
		NICKEL	TIN	△7 △9	DETAIL X					15.24	3	6-796634-6
		NICKEL	TIN	△8 △9	DETAIL W					101.60	20	6-796634-5
		NICKEL	TIN	△7	DETAIL V					15.24	3	6-796634-4
		NICKEL	TIN	△7	DETAIL T					15.24	3	6-796634-3
		NICKEL	TIN	△7	DETAIL S					10.16	2	6-796634-2
		.000008 GOLD OVER NICKEL	.000008 GOLD OVER NICKEL	-	-					10.16	2	5-796634-6
		NICKEL	GOLD FLASH	-	-					25.40	5	5-796634-5
		NICKEL	GOLD FLASH	-	-					20.32	4	5-796634-4
		NICKEL	GOLD FLASH	-	-					10.16	2	5-796634-2
		NICKEL	TIN	△8	DETAIL P3					45.72	9	5-796634-1
		NICKEL	TIN	△8	DETAIL P2					45.72	9	5-796634-0
		NICKEL	TIN	△7 △9	DETAIL A-A					45.72	9	4-796634-9
		NICKEL	TIN	△8	DETAIL PI					20.32	4	4-796634-5
		NICKEL	TIN	△7	DETAIL R					71.12	14	4-796634-4
		NICKEL	TIN	△8 △9	DETAIL P					55.88	11	4-796634-2
		NICKEL	TIN	△7 △9	DETAIL P					55.88	11	4-796634-1
		NICKEL	TIN	△8	DETAIL N					35.56	7	4-796634-0
		NICKEL	TIN	△7 △9	DETAIL M					81.28	16	3-796634-9
		NICKEL	TIN	△8 △9	DETAIL K					81.28	16	3-796634-8
		NICKEL	TIN	△7 △9	DETAIL J					121.92	24	3-796634-7
		NICKEL	TIN	△8 △9	DETAIL H					121.92	24	3-796634-6
		NICKEL	TIN	△7 △9	DETAIL G					121.92	24	3-796634-5
		NICKEL	TIN	△8 △9	DETAIL F					121.92	24	3-796634-4
		NICKEL	TIN	△7 △9	DETAIL E					50.80	10	2-796634-8
		NICKEL	TIN	△7 △9	DETAIL D					40.64	8	2-796634-7
		NICKEL	TIN	-	-					127.00	25	2-796634-5
		NICKEL	TIN	-	-					121.92	24	2-796634-4
		NICKEL	TIN	-	-					116.84	23	2-796634-3
		NICKEL	TIN	-	-					111.76	22	2-796634-2
		NICKEL	TIN	-	-					106.68	21	2-796634-1
		NICKEL	TIN	-	-					101.60	20	2-796634-0
		NICKEL	TIN	-	-					96.52	19	1-796634-9
		NICKEL	TIN	-	-					91.44	18	1-796634-8
		NICKEL	TIN	-	-					86.36	17	1-796634-7
		NICKEL	TIN	-	-					81.28	16	1-796634-6
		NICKEL	TIN	-	-					76.20	15	1-796634-5
		NICKEL	TIN	-	-					71.12	14	1-796634-4
		NICKEL	TIN	-	-					66.04	13	1-796634-3
		NICKEL	TIN	-	-					60.96	12	1-796634-2
		NICKEL	TIN	-	-					55.88	11	1-796634-1
		NICKEL	TIN	-	-					50.80	10	1-796634-0
		NICKEL	TIN	-	-					45.72	9	796634-9
		NICKEL	TIN	-	-					40.64	8	796634-8
		NICKEL	TIN	-	-					35.56	7	796634-7
		NICKEL	TIN	-	-					30.48	6	796634-6
		NICKEL	TIN	-	-					25.40	5	796634-5
		NICKEL	TIN	-	-					20.32	4	796634-4
		NICKEL	TIN	-	-					15.24	3	796634-3
		NICKEL	TIN	-	-					10.16	2	796634-2
		CLAMP PLATING	CONTACT PLATING	MARKING	SPECIAL	L						

THIS DRAWING IS A CONTROLLED DOCUMENT. DWG: S.WELDON 18OCT2000  
 CHK: D.BIEVENOUR 18OCT2000  
 APVD: D.BIEVENOUR 18OCT2000

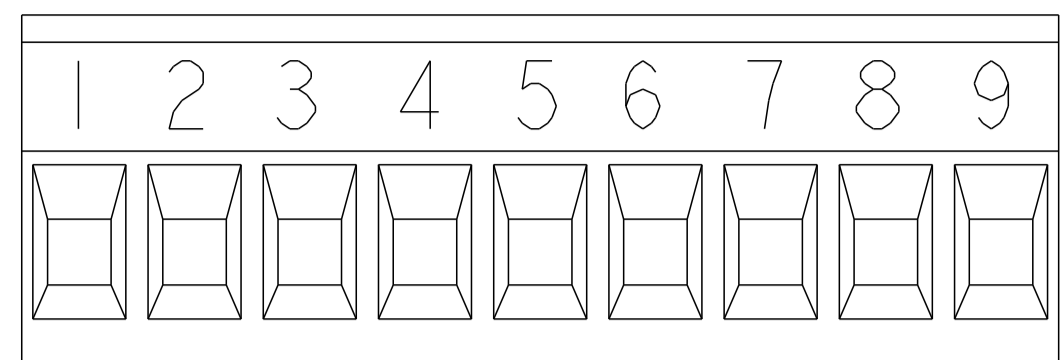
STE TE Connectivity

TERMINAL BLOCK, PLUG, STACKING, 5.08mm PITCH

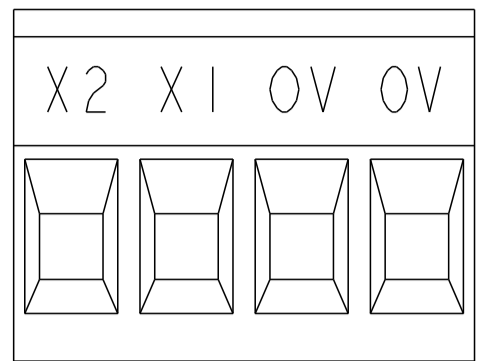
SIZE: A1 CAGE CODE: 796634 DRAWING NO: 100779C

SCALE: 2:1 SHEET 1 OF 3 REV: R8

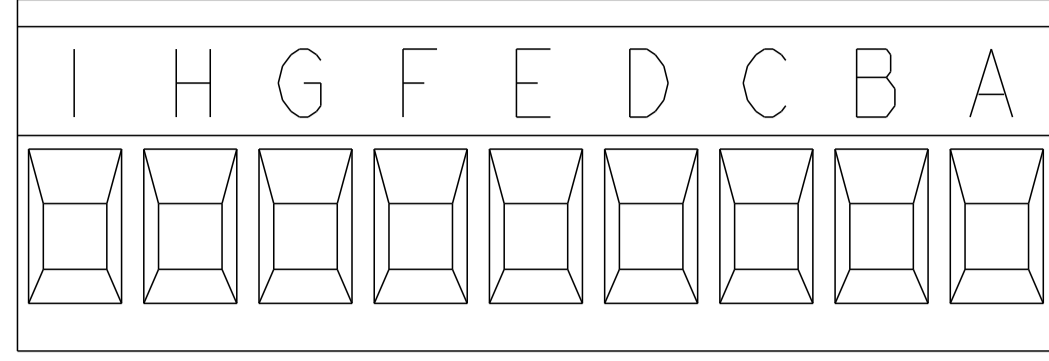
LOC	DIST	REVISIONS					
FT	0	P	LTN	DESCRIPTION	DATE	DWN	APVD
				SEE SHEET 1			




DETAIL A-A



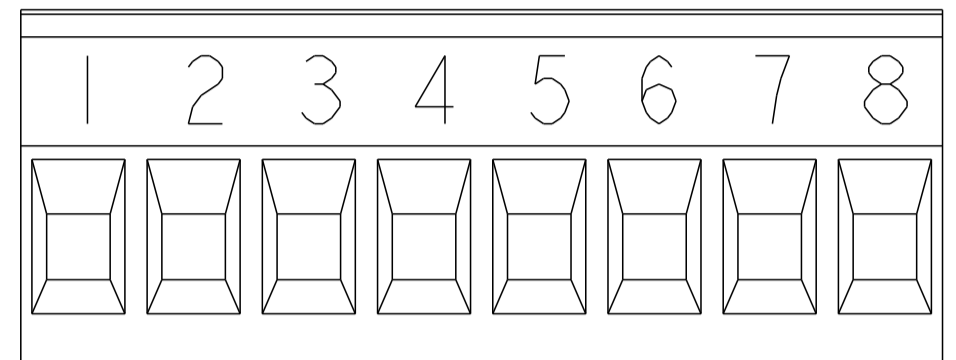
DETAIL P1



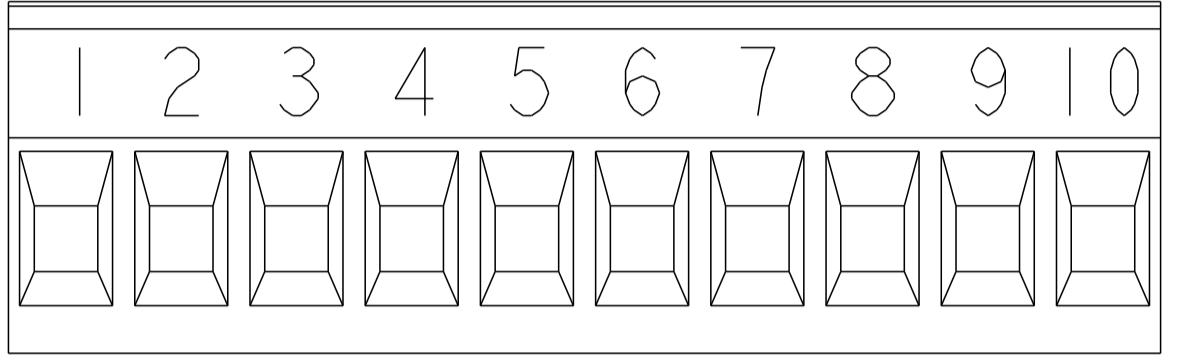
DETAIL P2




DETAIL P3



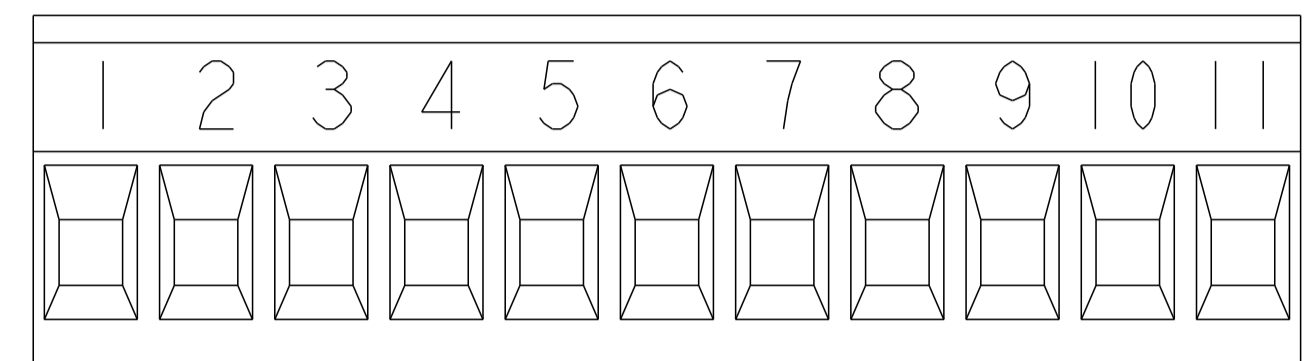
DETAIL D



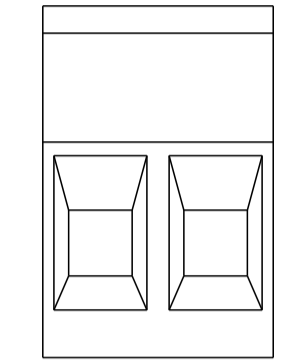
DETAIL E



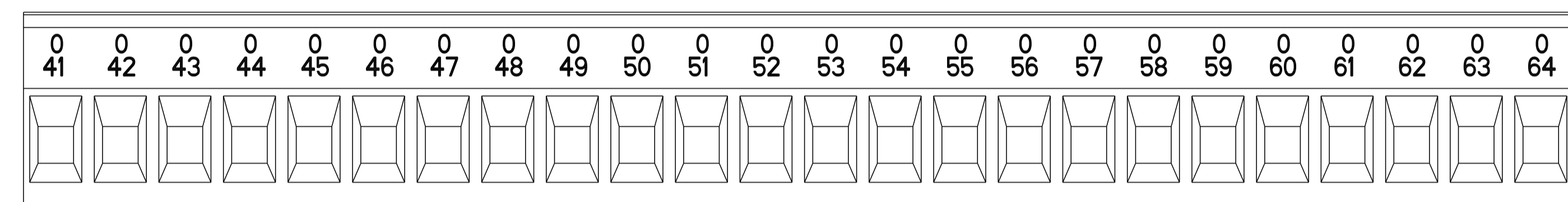
DETAIL N



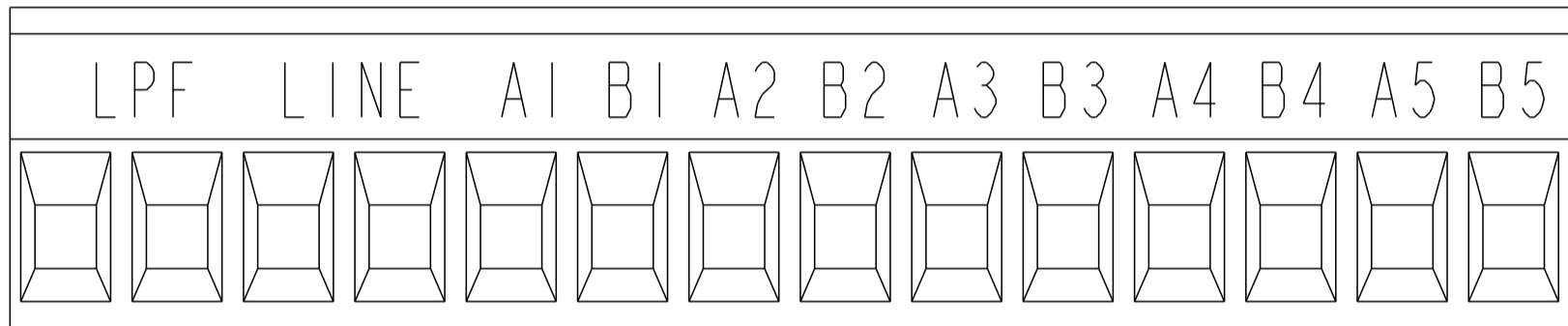
DETAIL P



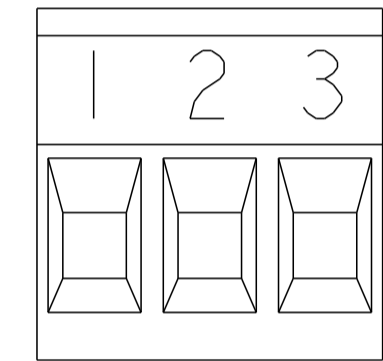
DETAIL S



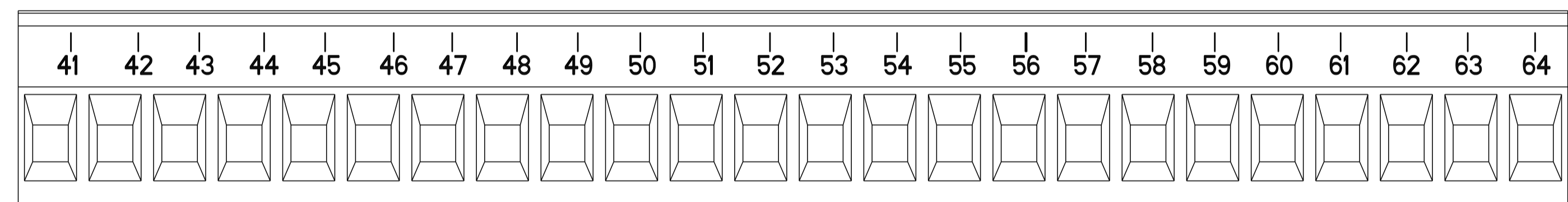
DETAIL F




DETAIL R



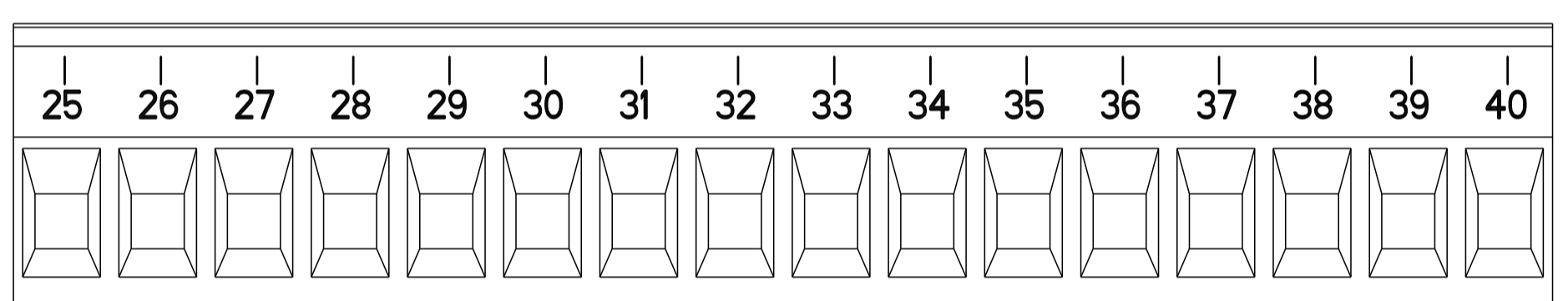
DETAIL T



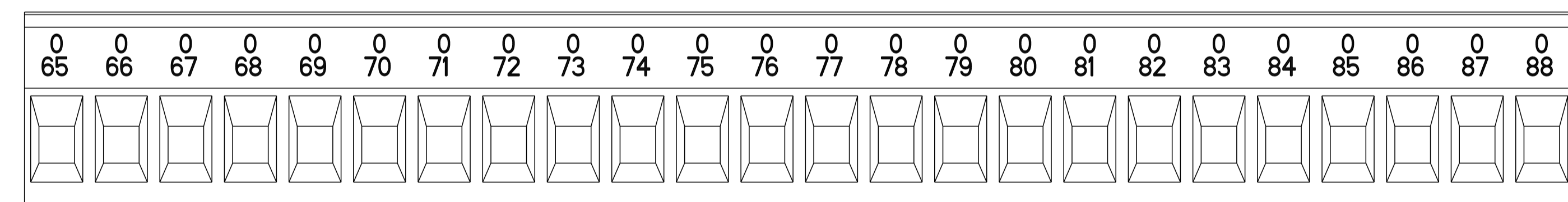
DETAIL G



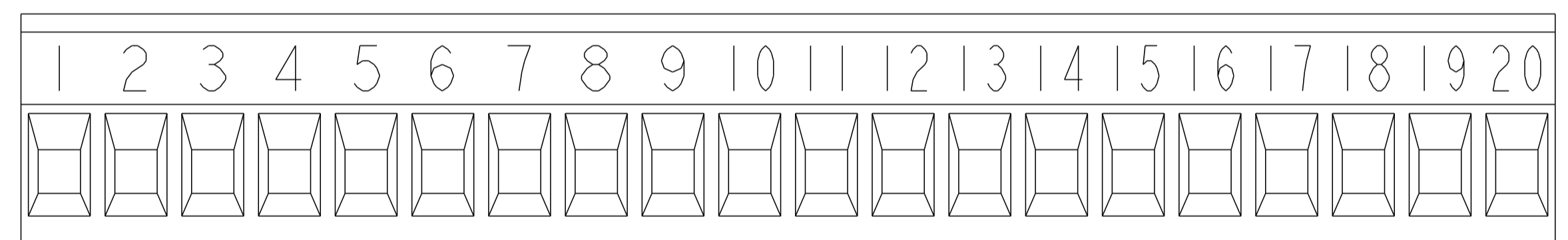
DETAIL V



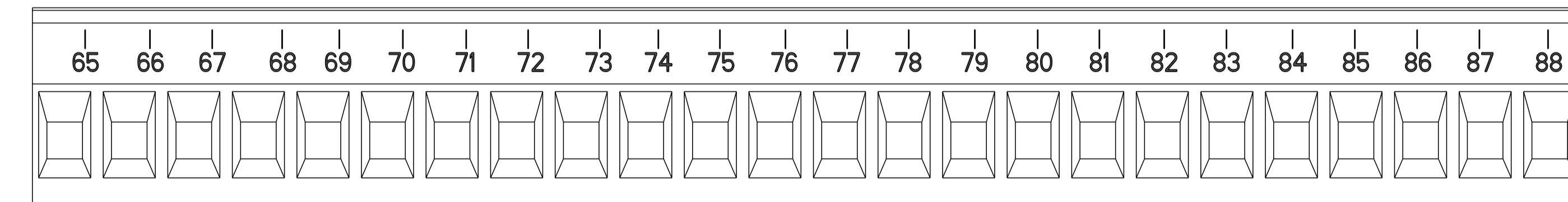
DETAIL M



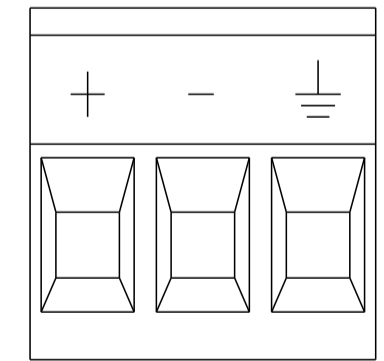
DETAIL H



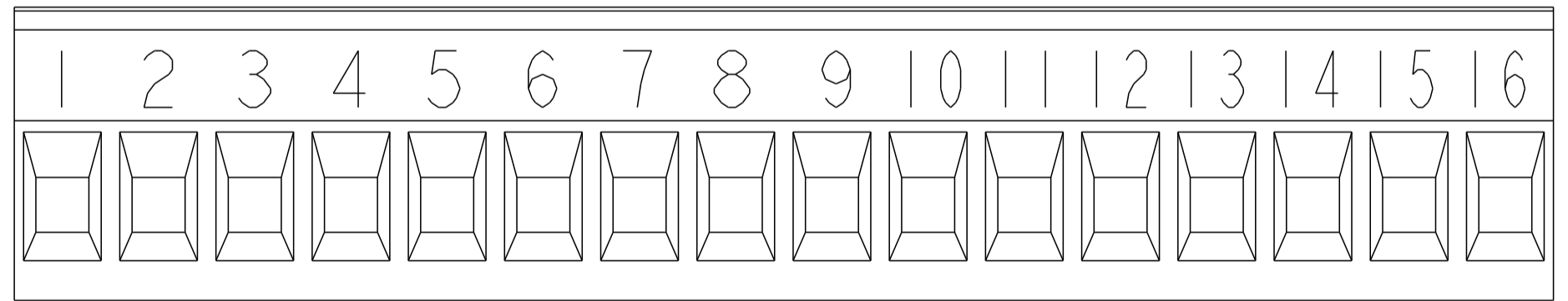
DETAIL W



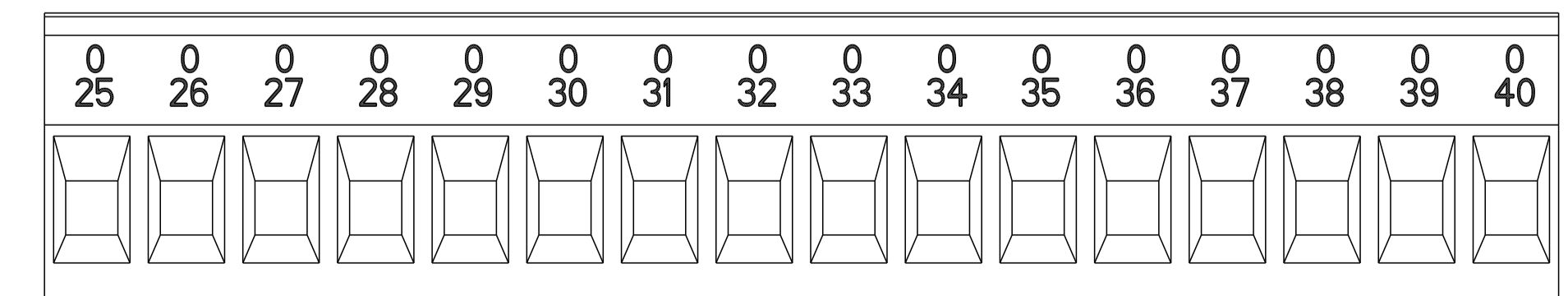
DETAIL J



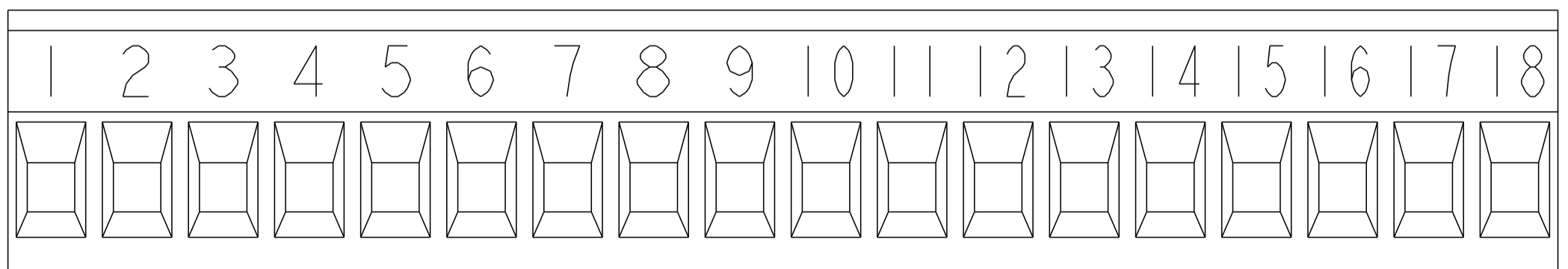
DETAIL X



DETAIL Y



DETAIL K



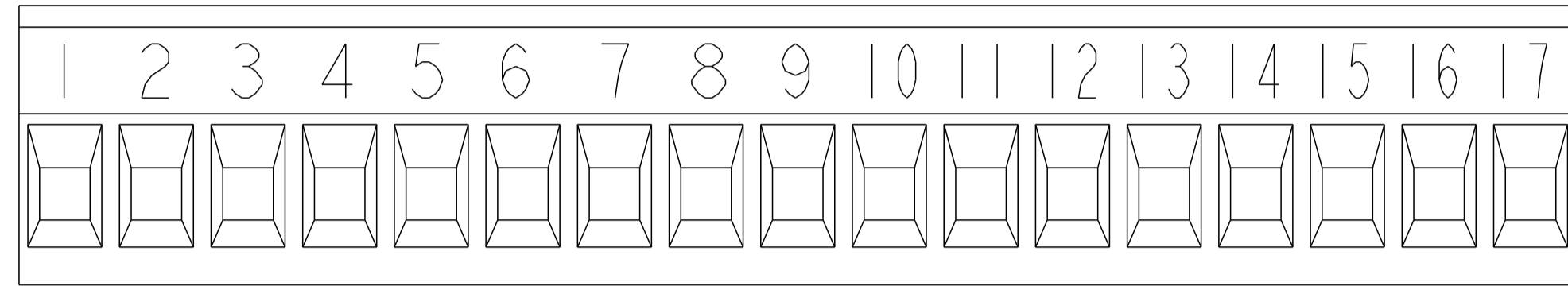
DETAIL Z

THIS DRAWING IS A CONTROLLED DOCUMENT.


DIMENSIONS:	TOLERANCES UNLESS OTHERWISE SPECIFIED:	DWN S. WELDON 18OCT2000	TE Connectivity NAME: TERMINAL BLOCK, PLUG, STACKING, 5.08mm PITCH SIZE: A1 CAGE CODE: 796634 DRAWING NO: 796634
mm	0 PLC ±0.3	CHK D. BIEVENOUR 18OCT2000	
	1 PLC ±0.25	APVD D. BIEVENOUR 18OCT2000	
	2 PLC ±0.25	PRODUCT SPEC	
	3 PLC ±0.25	APPLICATION SPEC	RESTRICTED TO
	4 PLC ±0.25	WEIGHT	REV R8
MATERIAL	FINISH	CUSTOMER DRAWING	SCALE 2:1 SHEET 2 OF 3

THIS DRAWING IS UNPUBLISHED. RELEASED FOR PUBLICATION 20  
 © COPYRIGHT 20 BY - ALL RIGHTS RESERVED.

LOC		DIST		REVISIONS			
FT	0	P	LTN	DESCRIPTION	DATE	DMN	APVD
-	-	-	-	SEE SHEET 1	-	-	-



DETAIL AB

THIS DRAWING IS A CONTROLLED DOCUMENT.		DMN S. WELDON 18OCT2000	 TE Connectivity
		CHK D. BIEVENOUR 18OCT2000	
DIMENSIONS:		APVD D. BIEVENOUR 18OCT2000	NAME TERMINAL BLOCK, PLUG, STACKING, 5.08mm PITCH
TOLERANCES UNLESS OTHERWISE SPECIFIED:		PRODUCT SPEC	
mm	0 PLC ±0.3	APPLICATION SPEC	SIZE CAGE CODE DRAWING NO
	1 PLC ±0.3		A100779C=796634
	2 PLC ±0.25		RESTRICTED TO
	3 PLC ±		
	4 PLC ±		
	ANGLES ±2	WEIGHT	
	FINISH		
MATERIAL		CUSTOMER DRAWING	SCALE 2:1 SHEET 3 OF 3 REV R8

Компания «Life Electronics» занимается поставками электронных компонентов импортного и отечественного производства от производителей и со складов крупных дистрибьюторов Европы, Америки и Азии.

С конца 2013 года компания активно расширяет линейку поставок компонентов по направлению коаксиальный кабель, кварцевые генераторы и конденсаторы (керамические, пленочные, электролитические), за счёт заключения дистрибьюторских договоров

Мы предлагаем:

- Конкурентоспособные цены и скидки постоянным клиентам.
- Специальные условия для постоянных клиентов.
- Подбор аналогов.
- Поставку компонентов в любых объемах, удовлетворяющих вашим потребностям.
- Приемлемые сроки поставки, возможна ускоренная поставка.
- Доставку товара в любую точку России и стран СНГ.
- Комплексную поставку.
- Работу по проектам и поставку образцов.
- Формирование склада под заказчика.
- Сертификаты соответствия на поставляемую продукцию (по желанию клиента).
- Тестирование поставляемой продукции.
- Поставку компонентов, требующих военную и космическую приемку.
- Входной контроль качества.
- Наличие сертификата ISO.

В составе нашей компании организован Конструкторский отдел, призванный помогать разработчикам, и инженерам.

Конструкторский отдел помогает осуществить:

- Регистрацию проекта у производителя компонентов.
- Техническую поддержку проекта.
- Защиту от снятия компонента с производства.
- Оценку стоимости проекта по компонентам.
- Изготовление тестовой платы монтаж и пусконаладочные работы.



Тел: +7 (812) 336 43 04 (многоканальный)

Email: [org@lifeelectronics.ru](mailto:org@lifeelectronics.ru)