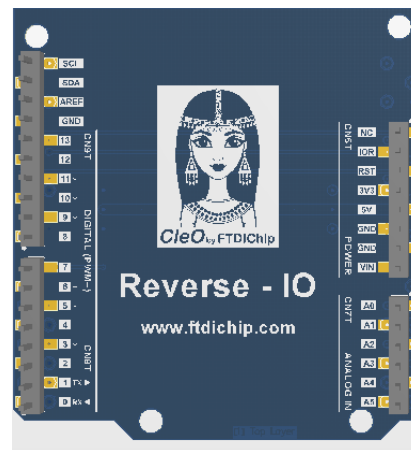


**Future Technology
 Devices International
 Limited
 Datasheet
 CleO-RIO Module**



1 Introduction

The CleO-RIO module is an Arduino shield adapter board giving users the flexibility to stack their Arduino board on top of the CleO35 module- the smart TFT Display.

The module is a two layer PCB with dimensions of 57.15mm X 54.35mm

2 Ordering Information

Part No.	Description
CleO-RIO1	CleO-Reverse I/O adapter board

Neither the whole nor any part of the information contained in, or the product described in this manual, may be adapted or reproduced in any material or electronic form without the prior written consent of the copyright holder. This product and its documentation are supplied on an as-is basis and no warranty as to their suitability for any particular purpose is either made or implied. Future Technology Devices International Ltd will not accept any claim for damages howsoever arising as a result of use or failure of this product. Your statutory rights are not affected. This product or any variant of it is not intended for use in any medical appliance, device or system in which the failure of the product might reasonably be expected to result in personal injury. This document provides preliminary information that may be subject to change without notice. No freedom to use patents or other intellectual property rights is implied by the publication of this document. Future Technology Devices International Ltd, Unit 1, 2 Seaward Place, Centurion Business Park, Glasgow G41 1HH United Kingdom. Scotland Registered Company Number: SC136640

Table of Contents

1	Introduction	1
2	Ordering Information	1
3	Pin Out and Signal Description	3
3.1	Module Description	3
3.2	Module Signal Description	4
4	Board Schematic.....	6
5	Mechanical Dimensions	7
6	Contact Information.....	8
	Appendix A – References	9
	Acronyms and Abbreviations	9
	Appendix B - List of Figures and Tables	10
	List of Tables	10
	List of Figures	10
	Appendix C – Revision History.....	11

3 Pin Out and Signal Description

3.1 Module Description

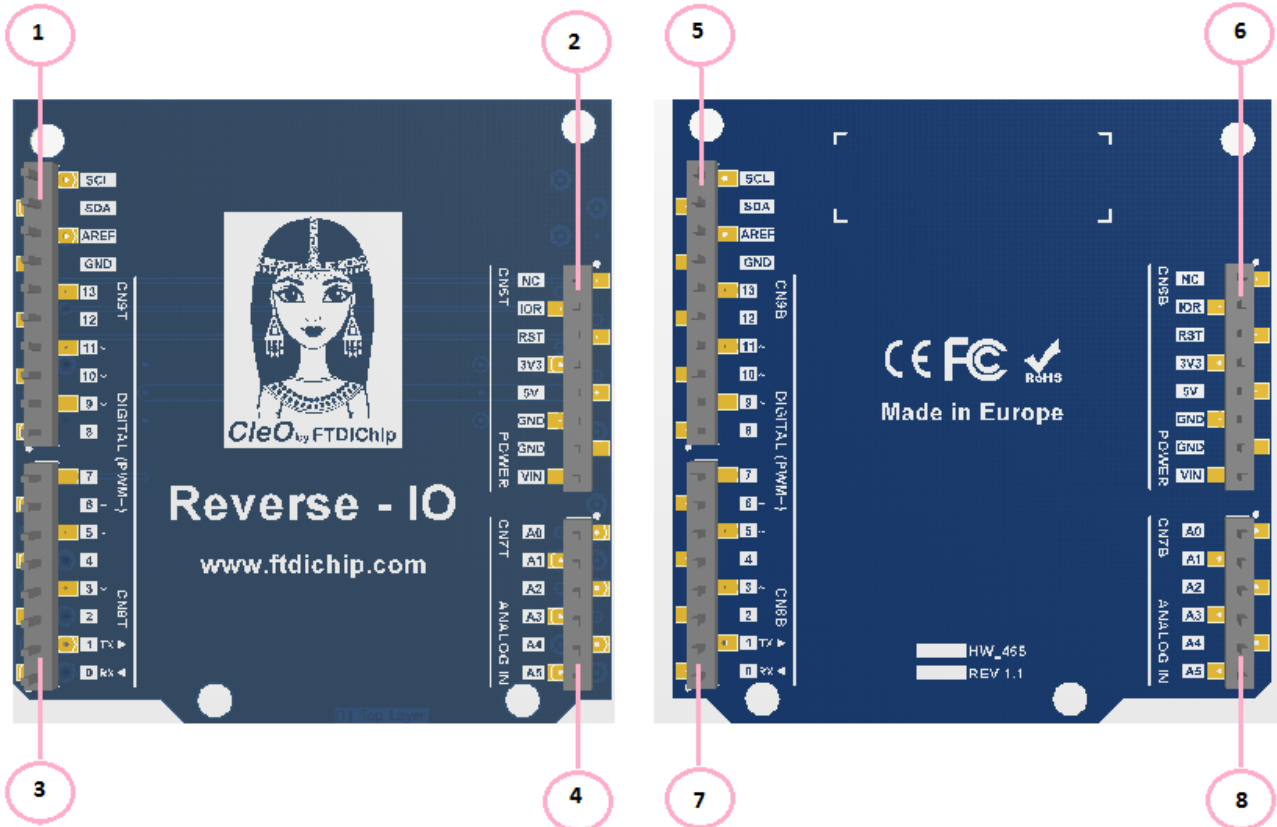


Figure 1 - CleO RIO Module Features

No	Feature	Reference Designator
1	1x10 position 2.54mm pitch SMT header	CN9T
2	1x8 position 2.54mm pitch SMT header	CN6T
3	1x8 position 2.54mm pitch SMT header	CN8T
4	1x6 position 2.54mm pitch SMT header	CN7T
5	1x10 position 2.54mm pitch SMT header	CN9B
6	1x8 position 2.54mm pitch SMT header	CN6B
7	1x8 position 2.54mm pitch SMT header	CN8B
8	1x6 position 2.54mm pitch SMT header	CN7B

Table 1 - CleO RIO Module Features Description

3.2 Module Signal Description

The pin description of **CN9T** and **CN9B** is the same and is given in Table 2.

Pin No	Pin Name	Description
1	-	NC
2	-	NC
3	D10	SPI Chip select option3
4	MOSI	SPI data from master side
5	MISO	SPI data to master side
6	SCK	SPI clock
7	GND	Ground
8	-	NC
9	-	NC
10	-	NC

Table 2 - CN9T and CN9B Pin Description

The pin description of **CN8T** and **CN8B** is the same and is given in Table 3.

Pin No	Pin Name	Description
1	-	NC
2	-	NC
3	D2	FT903 Interrupt request out option 1
4	D3	FT903 Interrupt request out option 2
5	-	NC
6	D5	SPI Chip select option1
7	-	NC
8	D7	SPI Chip select option2

Table 3 - CN8T and CN8B Pin Description

The pin description of **CN6T** and **CN6B** is the same and is given in Table 4.

Pin No	Pin Name	Description
1	-	NC
2	IOREF	IO reference voltage supply input
3	RESET	FT903 reset signal
4	-	NC
5	VDD_5V	5V Supply
6	GND	Ground
7	GND	Ground
8	-	NC

Table 4 - CN6T and CN6B Pin Description

4 Board Schematic

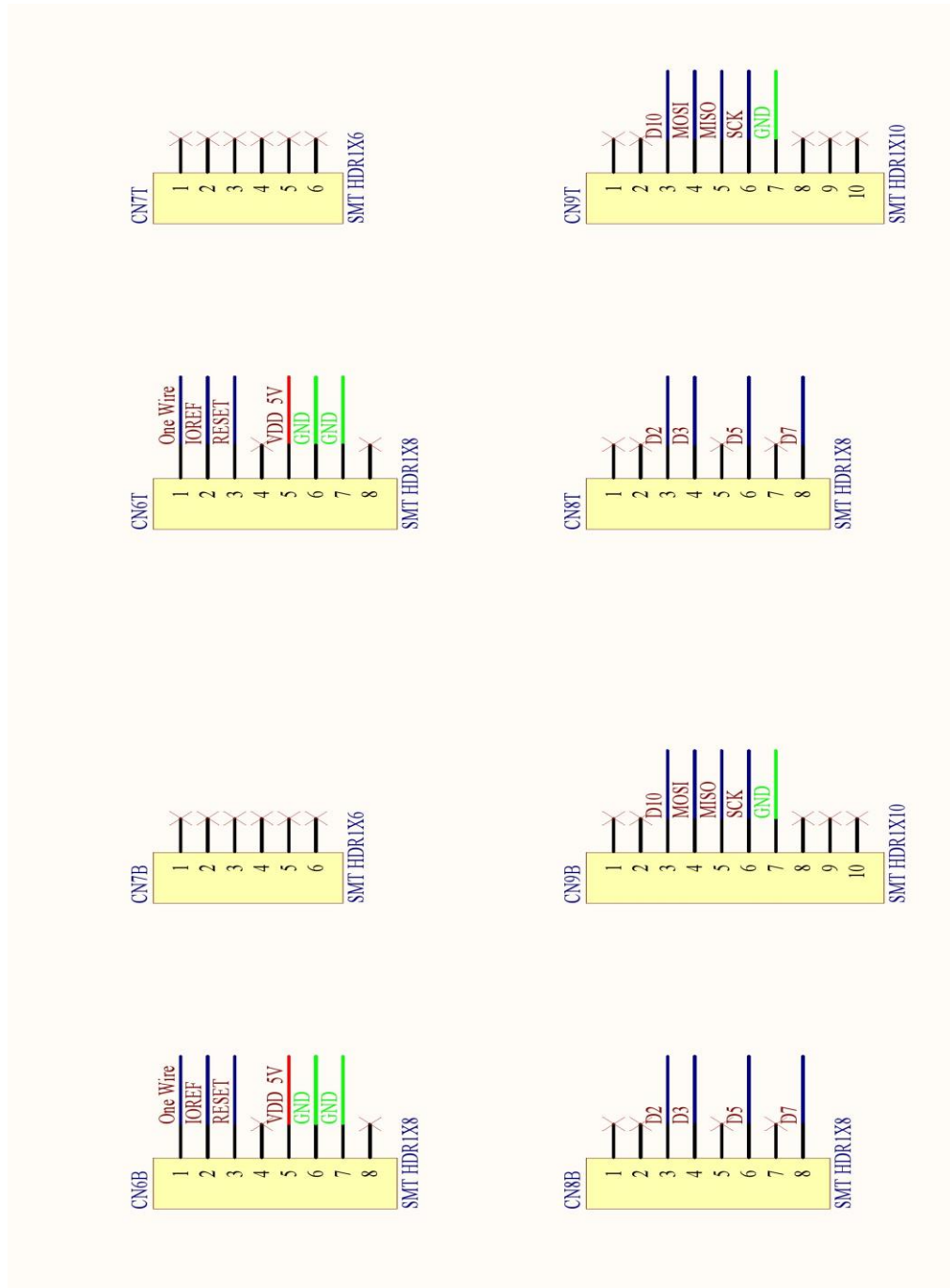


Figure 2 - Reverse I/O Schematic

5 Mechanical Dimensions

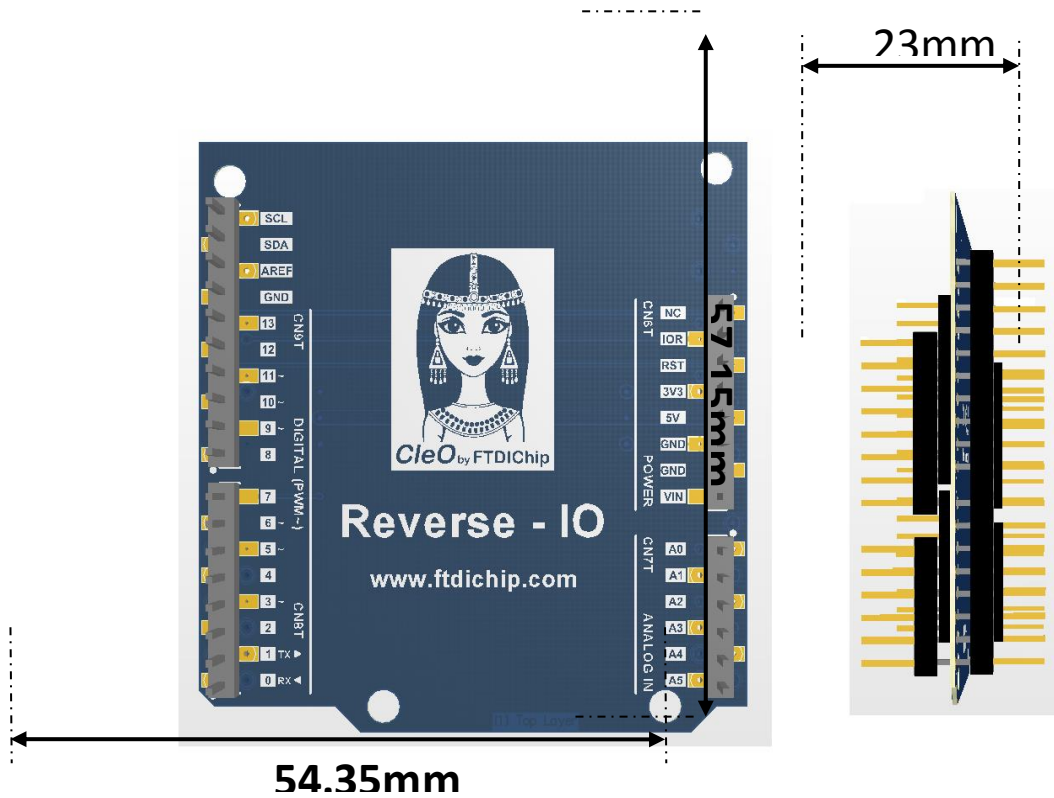


Figure 3 - CleO RIO Module Dimensions

6 Contact Information

Head Office – Glasgow, UK

Future Technology Devices International Limited
Unit 1, 2 Seaward Place, Centurion Business Park
Glasgow G41 1HH
United Kingdom
Tel: +44 (0) 141 429 2777
Fax: +44 (0) 141 429 2758

E-mail (Sales) sales1@ftdichip.com
E-mail (Support) support1@ftdichip.com
E-mail (General Enquiries) admin1@ftdichip.com

Branch Office – Tigard, Oregon, USA

Future Technology Devices International Limited (USA)
7130 SW Fir Loop
Tigard, OR 97223-8160
USA
Tel: +1 (503) 547 0988
Fax: +1 (503) 547 0987

E-mail (Sales) us.sales@ftdichip.com
E-mail (Support) us.support@ftdichip.com
E-mail (General Enquiries) us.admin@ftdichip.com

Branch Office – Taipei, Taiwan

Future Technology Devices International Limited
(Taiwan)
2F, No. 516, Sec. 1, NeiHu Road
Taipei 114
Taiwan, R.O.C.
Tel: +886 (0) 2 8797 1330
Fax: +886 (0) 2 8751 9737

E-mail (Sales) tw.sales1@ftdichip.com
E-mail (Support) tw.support1@ftdichip.com
E-mail (General Enquiries) tw.admin1@ftdichip.com

Branch Office – Shanghai, China

Future Technology Devices International Limited
(China)
Room 1103, No. 666 West Huaihai Road,
Shanghai, 200052
China
Tel: +86 21 62351596
Fax: +86 21 62351595

E-mail (Sales) cn.sales@ftdichip.com
E-mail (Support) cn.support@ftdichip.com
E-mail (General Enquiries) cn.admin@ftdichip.com

Web Site

<http://ftdichip.com>

Distributor and Sales Representatives

Please visit the Sales Network page of the [FTDI Web site](#) for the contact details of our distributor(s) and sales representative(s) in your country.

System and equipment manufacturers and designers are responsible to ensure that their systems, and any Future Technology Devices International Ltd (FTDI) devices incorporated in their systems, meet all applicable safety, regulatory and system-level performance requirements. All application-related information in this document (including application descriptions, suggested FTDI devices and other materials) is provided for reference only. While FTDI has taken care to assure it is accurate, this information is subject to customer confirmation, and FTDI disclaims all liability for system designs and for any applications assistance provided by FTDI. Use of FTDI devices in life support and/or safety applications is entirely at the user's risk, and the user agrees to defend, indemnify and hold harmless FTDI from any and all damages, claims, suits or expense resulting from such use. This document is subject to change without notice. No freedom to use patents or other intellectual property rights is implied by the publication of this document. Neither the whole nor any part of the information contained in, or the product described in this document, may be adapted or reproduced in any material or electronic form without the prior written consent of the copyright holder. Future Technology Devices International Ltd, Unit 1, 2 Seaward Place, Centurion Business Park, Glasgow G41 1HH, United Kingdom. Scotland Registered Company Number: SC136640

Appendix A – References

Acronyms and Abbreviations

Terms	Description
TFT	Thin Film Transistor
SPI	Serial Peripheral Interface
SMT	Surface Mount Technology

Appendix B - List of Figures and Tables

List of Tables

Table 1 - <i>CleO</i> RIO Module Features Description	3
Table 2 - CN9T and CN9B Pin Description	4
Table 3 - CN8T and CN8B Pin Description	4
Table 4 - CN6T and CN6B Pin Description	5

List of Figures

Figure 1 - <i>CleO</i> RIO Module Features	3
Figure 2 - Reverse I/O Schematic.....	6
Figure 3 - <i>CleO</i> RIO Module Dimensions.....	7

Appendix C – Revision History

Document Title: CleO- RIO Module Datasheet
Document Reference No.: FT_001310
Clearance No.: FTDI#495
Product Page: <http://www.ftdichip.com/Products/Modules/CleO.htm>
Document Feedback: [Send Feedback](#)

Revision	Changes	Date
Version 1.0	Initial Release	2016-04-20

Компания «Life Electronics» занимается поставками электронных компонентов импортного и отечественного производства от производителей и со складов крупных дистрибьюторов Европы, Америки и Азии.

С конца 2013 года компания активно расширяет линейку поставок компонентов по направлению коаксиальный кабель, кварцевые генераторы и конденсаторы (керамические, пленочные, электролитические), за счёт заключения дистрибьюторских договоров

Мы предлагаем:

- Конкурентоспособные цены и скидки постоянным клиентам.
- Специальные условия для постоянных клиентов.
- Подбор аналогов.
- Поставку компонентов в любых объемах, удовлетворяющих вашим потребностям.
- Приемлемые сроки поставки, возможна ускоренная поставка.
- Доставку товара в любую точку России и стран СНГ.
- Комплексную поставку.
- Работу по проектам и поставку образцов.
- Формирование склада под заказчика.
- Сертификаты соответствия на поставляемую продукцию (по желанию клиента).
- Тестирование поставляемой продукции.
- Поставку компонентов, требующих военную и космическую приемку.
- Входной контроль качества.
- Наличие сертификата ISO.

В составе нашей компании организован Конструкторский отдел, призванный помогать разработчикам, и инженерам.

Конструкторский отдел помогает осуществить:

- Регистрацию проекта у производителя компонентов.
- Техническую поддержку проекта.
- Защиту от снятия компонента с производства.
- Оценку стоимости проекта по компонентам.
- Изготовление тестовой платы монтаж и пусконаладочные работы.



Тел: +7 (812) 336 43 04 (многоканальный)

Email: org@lifeelectronics.ru