

BOURNS®

Features

- RoHS compliant* versions available (see How to Order "Termination" option)
- Low profile provides compatibility with DIPs
- Compatible with automatic insertion equipment
- Superior package integrity
- **Now available with improved tolerance to ±0.5 %**

4300R Series - Thick Film Molded SIPs

Product Characteristics

Resistance Range
..... 10 ohms to 10 megohms
Maximum Operating Voltage .....100 V
Temperature Coefficient of Resistance
50 Ω to 2.2 megohms.....±100 ppm/°C
below 50 Ω.....±250 ppm/°C
above 2.2 megohms.....±250 ppm/°C
TCR Tracking.....50 ppm/°C maximum; equal values
Resistor Tolerance..... See circuits
Operating Temperature
.....-55 °C to +125 °C
Power Rating..... Derate to zero power from + 70 °C to + 125 °C
Insulation Resistance
..... 10,000 megohms minimum
Dielectric Withstanding Voltage
.....200 VRMS
Lead Solderability.....Meet requirements of MIL-STD-202 Method 208

Environmental Characteristics

TESTS PER MIL-STD-202..... ΔR MAX.
Short Time Overload.....±0.25 %
Load Life.....±1.00 %
Moisture Resistance.....±0.50 %
Resistance to Soldering Heat
.....±0.25 %
Terminal Strength .....±0.25 %
Thermal Shock .....±0.25 %

Physical Characteristics

Flammability ..... Conforms to UL94V-0
Lead Frame Material
.....Copper, solder coated
Body Material..... Novolac epoxy

How To Order

43 06 R - 101 - 222 __ __

Model
(43 = Molded SIP)
Number of Pins
Physical Configuration
(R = Thick Film Low Profile)
Electrical Configuration
- 101 = Bussed
- 102 = Isolated
- 104 = Dual Terminator

Resistance Code
- First 2 digits are significant
- Third digit represents the number of zeros to follow.

Resistance Tolerance
- Blank = ±2 % (see "Resistance Tolerance" on next page for resistance range)
- F = ±1 % (100 ohms - 1 megohm)
- D = ±0.5 % (100 ohms - 1 megohm)

Terminations
- All electrical configurations EXCEPT 104: LF = Tin-plated (RoHS compliant version)
- ONLY electrical configuration 104: L = Tin-plated (RoHS compliant version)
- Blank = Tin/Lead-plated

Consult factory for other available options.

Package Power Temp. Derating Curve

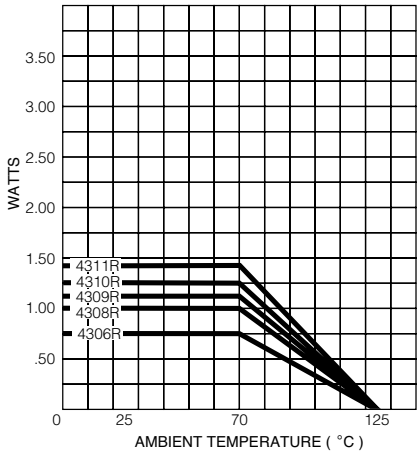

Package Power Rating at 70 °C

4306R .....0.75 watts
4308R .....1.00 watts
4309R .....1.13 watts
4310R .....1.25 watts
4311R .....1.38 watts

Typical Part Marking

Represents total content. Layout may vary. Marking may be truncated on shorter versions due to size constraints.

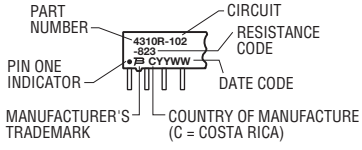

For Standard Values Used in Capacitors, Inductors, and Resistors, click here.

Product Dimensions

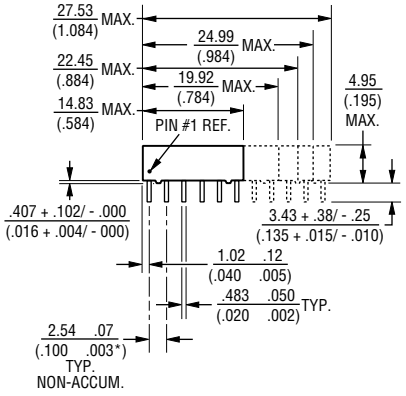

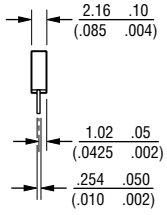

Governing dimensions are in metric. Dimensions in parentheses are inches and are approximate.

*Terminal centerline to centerline measurements made at point of emergence of the lead from the body.

*RoHS Directive 2002/95/EC Jan. 27, 2003 including annex and RoHS Recast 2011/65/EU June 8, 2011.
Specifications are subject to change without notice.
Customers should verify actual device performance in their specific applications.

For information on specific applications, download Bourns' application notes:

- DRAM Applications
- Dual Terminator Resistor Networks
- R/2R Ladder Networks
- SCSI Applications

4300R Series - Thick Film Molded SIPs

BOURNS®

Isolated Resistors (102 Circuit)

Model 4306R-102-RC (6 Pin)
Model 4308R-102-RC (8 Pin)
Model 4310R-102-RC (10 Pin)

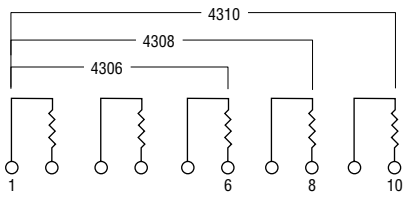

These models incorporate 3, 4 or 5 isolated thick-film resistors of equal value, each connected between two pins.

Resistance Tolerance

10 ohms to 49 ohms.....±1 ohm
50 ohms to 5 megohms..... ±2 %*
Above 5 megohms.....±5 %

Power Rating per Resistor

At 70 °C ..... 0.30 watt

Power Temperature Derating Curve

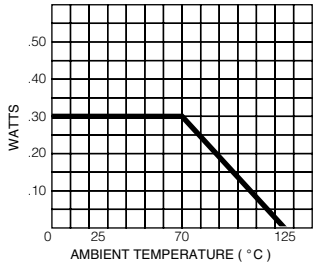

Bussed Resistors (101 Circuit)

Model 4306R-101-RC (6 Pin)
Model 4308R-101-RC (8 Pin)
Model 4309R-101-RC (9 Pin)
Model 4310R-101-RC (10 Pin)
Model 4311R-101-RC (11 Pin)

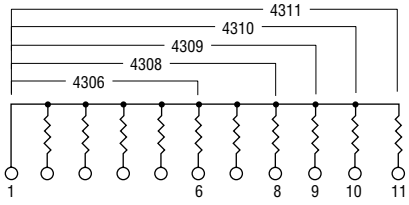

These models incorporate 5, 7, 8, 9 or 10 thick-film resistors of equal value, each connected between a separate pin.

Resistance Tolerance

10 ohms to 49 ohms.....±1 ohm
50 ohms to 5 megohms..... ±2 %*
Above 5 megohms.....±5 %

Power Rating per Resistor

At 70 °C ..... 0.20 watt

Power Temperature Derating Curve

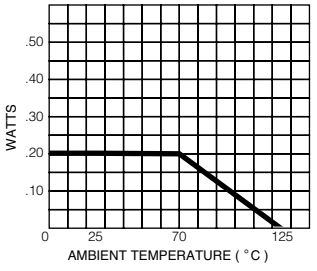

Dual Terminator (104 Circuit)

Model 4306R-104-R1/R2
Model 4308R-104-R1/R2 (shown)
Model 4309R-104-R1/R2
Model 4310R-104-R1/R2
Model 4311R-104-R1/R2

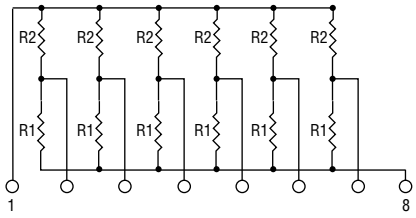

4308R-104 (shown above) is an 8-pin configuration and terminates 6 lines. Pins 1 and 8 are common for ground and power, respectively. Twelve thick-film resistors are paired in series between the common lines (pins 1 and 8).

Resistance Tolerance

Below 100 ohms..... ±2 ohms
100 ohms to 5 megohms..... ±2 %*
Above 5 megohms.....±5 %

Power Rating per Resistor

At 70 °C ..... 0.20 watt

Power Temperature Derating Curve

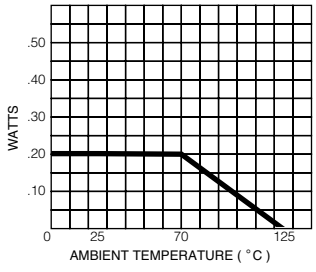

Popular Resistance Values (101, 102 Circuits)**

Ohms	Code	Ohms	Code	Ohms	Code	Ohms	Code	Ohms	Code
10	100	180	181	1,800	182	15,000	153	120,000	124
22	220	220	221	2,000	202	18,000	183	150,000	154
27	270	270	271	2,200	222	20,000	203	180,000	184
33	330	330	331	2,700	272	22,000	223	220,000	224
39	390	390	391	3,300	332	27,000	273	270,000	274
47	470	470	471	3,900	392	33,000	333	330,000	334
56	560	560	561	4,700	472	39,000	393	390,000	394
68	680	680	681	5,600	562	47,000	473	470,000	474
82	820	820	821	6,800	682	56,000	563	560,000	564
100	101	1,000	102	8,200	822	68,000	683	680,000	684
120	121	1,200	122	10,000	103	82,000	823	820,000	824
150	151	1,500	152	12,000	123	100,000	104	1,000,000	105

* Add "F" after resistance code for ±1 % tolerance available from 100 Ω through 1M Ω, or add "D" after resistance code for ±0.5 % tolerance available from 100 Ω through 1M Ω.
Part number suffix examples: -103 = 10K Ω, ±2 %; -103F = 10K Ω, ±1 %; -103D = 10K Ω, ±0.5 %
** Non-standard values available, within resistance range.

Popular Resistance Values (104 Circuit)**

Resistance			
Ohms		Code	
R_1	R_2	R_1	R_2
160	240	161	241
180	390	181	391
220	270	221	271
220	330	221	331
330	390	331	391
330	470	331	471
3,000	6,200	302	622

Specifications are subject to change without notice.
Customers should verify actual device performance in their specific applications.

ООО «ЛайфЭлектроникс» “LifeElectronics” LLC

ИНН 7805602321 КПП 780501001 Р/С 40702810122510004610 ФАКБ "АБСОЛЮТ БАНК" (ЗАО) в г.Санкт-Петербурге К/С 30101810900000000703 БИК 044030703

Компания «Life Electronics» занимается поставками электронных компонентов импортного и отечественного производства от производителей и со складов крупных дистрибьюторов Европы, Америки и Азии.

С конца 2013 года компания активно расширяет линейку поставок компонентов по направлению коаксиальный кабель, кварцевые генераторы и конденсаторы (керамические, пленочные, электролитические), за счёт заключения дистрибьюторских договоров

Мы предлагаем:

- *Конкурентоспособные цены и скидки постоянным клиентам.*
- *Специальные условия для постоянных клиентов.*
- *Подбор аналогов.*
- *Поставку компонентов в любых объемах, удовлетворяющих вашим потребностям.*

- *Приемлемые сроки поставки, возможна ускоренная поставка.*
- *Доставку товара в любую точку России и стран СНГ.*
- *Комплексную поставку.*
- *Работу по проектам и поставку образцов.*
- *Формирование склада под заказчика.*

- *Сертификаты соответствия на поставляемую продукцию (по желанию клиента).*
- *Тестирование поставляемой продукции.*
- *Поставку компонентов, требующих военную и космическую приемку.*
- *Входной контроль качества.*
- *Наличие сертификата ISO.*

В составе нашей компании организован Конструкторский отдел, призванный помогать разработчикам, и инженерам.

Конструкторский отдел помогает осуществить:

- *Регистрацию проекта у производителя компонентов.*
- *Техническую поддержку проекта.*
- *Защиту от снятия компонента с производства.*
- *Оценку стоимости проекта по компонентам.*
- *Изготовление тестовой платы монтаж и пусконаладочные работы.*

Тел: +7 (812) 336 43 04 (многоканальный)
Email: org@lifeelectronics.ru

www.lifeelectronics.ru