

Miniature Fuse with Pigtail, 5.4 x 22.5 mm, Quick-Acting F, L, 250 VAC



IEC 60127-2 · 250VAC · Quick-Acting F

See below:

[Approvals and Compliances](#)

Description

- IEC Standard Fuse
- L = Low Breaking Capacity (Glass Tube)

Applications

- Primary Protection on PCB

References

[Packaging Details](#)

Weblinks

[pdf data sheet](#), [html datasheet](#), [General Product Information](#), [Packaging details](#), [Distributor-Stock-Check](#), [Detailed request for product](#)

Technical Data

Rated Voltage	250VAC
Rated current	0.1 - 10A
Breaking Capacity	35A - 100A
Characteristic	Quick-Acting F
Admissible Ambient Air Temp.	-55 °C to 125 °C
Climatic Category	55/125/21 acc. to IEC 60068-1
Material: Tube	Glass
Material: Endcaps	Nickel-Plated Copper Alloy
Material: Axial Leads	Tin-Plated Copper
Unit Weight	1.48 g
Storage Conditions	0 °C to 60 °C, max. 70% r.h.
Product Marking	 Rated current, Rated Voltage, Characteristic, Breaking Capacity, Certification marks

Soldering Methods	Wave Soldering Profile
Solderability	235 °C / 2 sec acc. to IEC 60068-2-20, Test Ta, method 1
Resistance to Soldering Heat	260 °C / 5 sec acc. to IEC 60068-2-20, Test Tb, method 1A

Approvals and Compliances

Detailed information on product approvals, code requirements, usage instructions and detailed test conditions can be looked up in [Details about Approvals](#)

SCHURTER products are designed for use in industrial environments. They have approvals from independent testing bodies according to national and international standards. Products with specific characteristics and requirements such as required in the automotive sector according to IATF 16949, medical technology according to ISO 13485 or in the aerospace industry can be offered exclusively with customer-specific, individual agreements by SCHURTER.

Approvals

The approval mark is used by the testing authorities to certify compliance with the safety requirements placed on electronic products.

Approval Reference Type: FSF 5x20 Pigtail

Approval Logo	Certificates	Certification Body	Description
	UL Approvals	UL	UL File Number: E41599

Product standards

Product standards that are referenced

Organization	Design	Standard	Description
	Designed according to	UL 248-14	Low voltage fuses - Part 14: Additional fuses
	Designed according to	CSA22.2 No. 248.14	Low-Voltage Fuses - Part 14: Supplemental Fuses





Application standards


Application standards where the product can be used

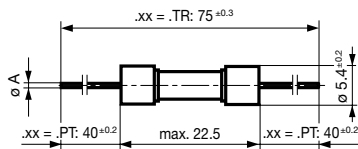
Organization	Design	Standard	Description
	Designed for applications acc.	IEC/UL 62368-1	IEC 62368-1 includes the basic requirements for safety of audio, video, information technology and office equipment.

Compliances

The product complies with following Guide Lines

Identification	Details	Initiator	Description
	CE declaration of conformity	SCHURTER AG	The CE marking declares that the product complies with the applicable requirements laid down in the harmonisation of Community legislation on its affixing in accordance with EU Regulation 765/2008.
	RoHS	SCHURTER AG	Directive RoHS 2011/65/EU, Amendment (EU) 2015/863
	China RoHS	SCHURTER AG	The law SJ / T 11363-2006 (China RoHS) has been in force since 1 March 2007. It is similar to the EU directive RoHS.
	REACH	SCHURTER AG	On 1 June 2007, Regulation (EC) No 1907/2006 on the Registration, Evaluation, Authorization and Restriction of Chemicals 1 (abbreviated as "REACH") entered into force.

Dimension [mm]  22.5 mm



$I_n \leq 6.3 \text{ A}$: $\varnothing A = 0.65 \text{ mm}$
 $8 \text{ A} \leq I_n \leq 12.5 \text{ A}$: $\varnothing A = 0.8 \text{ mm}$
 $I_n \geq 16 \text{ A}$: $\varnothing A = 1.0 \text{ mm}$

Pre-Arcing Time

Rated Current I_n	1.5 x I_n min.	2.1 x I_n max.	2.75 x I_n min.	2.75 x I_n max.	4.0 x I_n min.	4.0 x I_n max.	10.0 x I_n max.
0.032 A - 0.1 A	60 min	30 min	10 ms	500 ms	3 ms	100 ms	20 ms
0.125 A - 6.3 A	60 min	30 min	50 ms	2 s	10 ms	300 ms	20 ms
8 A - 10 A	30 min	30 min	50 ms	2 s	10 ms	400 ms	40 ms

Time-Current-Curves



All Variants

Rated Current [A]	Rated Voltage [VAC]	Breaking Capacity	Voltage Drop 1.0 I _n max. [mV]	Voltage Drop 1.0 I _n typ. [mV]	Power Dissipation 1.5 I _n max. [mW]	Power Dissipation 1.5 I _n typ. [mW]	Melting I ² t 10.0 I _n typ. [A ² s]		Order Number
0.1	250	1)	3500	840	1600	400	0.0014	●	0034.1506.TR
0.125	250	1)	2000	610	1600	400	0.00484	●	0034.1507.PT
0.125	250	1)	2000	610	1600	400	0.00484	●	0034.1507.TR
0.16	250	1)	2000	550	1600	500	0.0113	●	0034.1508.PT
0.16	250	1)	2000	550	1600	500	0.0113	●	0034.1508.TR
0.2	250	1)	1700	540	1600	500	0.0252	●	0034.1509.PT
0.2	250	1)	1700	540	1600	500	0.0252	●	0034.1509.TR
0.5	250	1)	1000	150	1600	200	0.151	●	0034.1513.PT
0.5	250	1)	1000	150	1600	200	0.151	●	0034.1513.TR
0.63	250	1)	650	140	1600	300	0.303	●	0034.1514.PT
0.63	250	1)	650	140	1600	300	0.303	●	0034.1514.TR
0.8	250	1)	240	110	1600	300	0.508	●	0034.1515.PT
0.8	250	1)	240	110	1600	300	0.58	●	0034.1515.TR
1	250	1)	200	110	1600	300	1.13	●	0034.1516.PT
1	250	1)	200	110	1600	300	1.13	●	0034.1516.TR
1.25	250	1)	200	100	1600	400	1.81	●	0034.1517.PT
1.25	250	1)	200	100	1600	400	1.81	●	0034.1517.TR
1.6	250	1)	190	100	1600	500	2.94	●	0034.1518.PT
1.6	250	1)	190	100	1600	500	2.94	●	0034.1518.TR
2	250	1)	170	90	1600	600	5.28	●	0034.1519.PT
2	250	1)	170	90	1600	600	5.28	●	0034.1519.TR
2.5	250	1)	170	90	1600	800	9.19	●	0034.1520.PT
2.5	250	1)	170	90	1600	800	9.19	●	0034.1520.TR
3.15	250	1)	150	90	2500	600	16.1	●	0034.1521.PT
3.15	250	1)	150	90	2500	600	16.1	●	0034.1521.TR
4	250	2)	130	90	2500	1000	25.6	●	0034.1522.PT
4	250	2)	130	90	2500	1000	25.6	●	0034.1522.TR
5	250	2)	130	80	2500	1300	33.8	●	0034.1523.PT

Rated Current [A]	Rated Voltage [VAC]	Breaking Capacity	Voltage Drop 1.0 I _n max. [mV]	Voltage Drop 1.0 I _n typ. [mV]	Power Dissipation 1.5 I _n max. [mW]	Power Dissipation 1.5 I _n typ. [mW]	Melting I ² t 10.0 I _n typ. [A ² s]	 Order Number
5	250	2)	130	80	2500	1300	33.8	● 0034.1523.TR
6.3	250	2)	130	80	2500	2000	53.2	● 0034.1524.PT
6.3	250	2)	130	80	2500	2000	53.2	● 0034.1524.TR
8	250	2)	130	80	4000	2300	93.4	● 0034.1525.PT
8	250	2)	130	80	4000	2300	93.4	● 0034.1525.TR
10	250	2)	130	70	4000	2500	93.4	0034.1526.PT
10	250	2)	130	70	4000	2500	93.4	0034.1526.TR

Availability for all products can be searched real-time: <https://www.schurter.com/en/Stock-Check/Stock-Check-SCHURTER>

1) 35 A @ 250 VAC

2) 10 In @ 250 VAC

Packaging Unit

.xx = .PT
.xx = .TR

Bulk (1000 pcs.)
Taped 33 cm Reel (1000 pcs.)

Компания «Life Electronics» занимается поставками электронных компонентов импортного и отечественного производства от производителей и со складов крупных дистрибьюторов Европы, Америки и Азии.

С конца 2013 года компания активно расширяет линейку поставок компонентов по направлению коаксиальный кабель, кварцевые генераторы и конденсаторы (керамические, пленочные, электролитические), за счёт заключения дистрибьюторских договоров

Мы предлагаем:

- Конкурентоспособные цены и скидки постоянным клиентам.
- Специальные условия для постоянных клиентов.
- Подбор аналогов.
- Поставку компонентов в любых объемах, удовлетворяющих вашим потребностям.
- Приемлемые сроки поставки, возможна ускоренная поставка.
- Доставку товара в любую точку России и стран СНГ.
- Комплексную поставку.
- Работу по проектам и поставку образцов.
- Формирование склада под заказчика.
- Сертификаты соответствия на поставляемую продукцию (по желанию клиента).
- Тестирование поставляемой продукции.
- Поставку компонентов, требующих военную и космическую приемку.
- Входной контроль качества.
- Наличие сертификата ISO.

В составе нашей компании организован Конструкторский отдел, призванный помогать разработчикам, и инженерам.

Конструкторский отдел помогает осуществить:

- Регистрацию проекта у производителя компонентов.
- Техническую поддержку проекта.
- Защиту от снятия компонента с производства.
- Оценку стоимости проекта по компонентам.
- Изготовление тестовой платы монтаж и пусконаладочные работы.



Тел: +7 (812) 336 43 04 (многоканальный)
Email: org@lifeelectronics.ru