

RS Series Relay Modules

At only 6.2mm thickness the RS series Relay module features a slim Din Rail mountable interface solution. The modules have a plug in construction and are available with or without the relay. The built in LED indicates the relay energizing state. The relay features a SPDT configuration and a maximum switching current of 6A. It is available with several standard coil voltages from 5VAC/DC up to 230V AC/DC.

There is a provision for fitting pluggable jumpers which reduces the wiring time. The modules have screw terminals with finger protection for wire termination and offer an IP 20 protection rating. The relay has an IP67 protection rating. Both the relay and the module are UL recognized.



shown on DIN rail with relays and jumpers

| Part Number | Type number | Description | Std. Pk. |
|-------------|--------------------------------|---|----------|
| RSM-12CU | 41F-1Z-C2-1-555 + HF41F/12-Z-S | 6A@250VAC/30VDC,12VAC/DC Coil, 6.2 mm, LED, SPDT | 10 |
| RSM-24CU | 41F-1Z-C2-1-555 + HF41F/24-Z-S | 6A@250VAC/30VDC,24VAC/DC Coil, 6.2 mm, LED, SPDT | 10 |
| RSM-110CU | 41F-1Z-C2-3-555 + HF41F/60-Z-S | 6A@250VAC/30VDC,110VAC/DC Coil, 6.2mm, LED, SPDT | 10 |
| RSM-220CU | 41F-1Z-C2-4-555 + HF41F/60-Z-S | 6A@250VAC/30VDC,220VAC/DC Coil, 6.2mm, LED, SPDT | 10 |
| RSJ-RD | HF41F-AAJ-001-RD | Jumper for RSM, Red, 36A, 250V, 20 pole | 10 |
| RSJ-BK | HF41F-AAJ-001-BK | Jumper for RSM, Black, 36A, 250V, 20 pole | 10 |
| RSJ-BL | HF41F-AAJ-001-BL | Jumper for RSM, Blue, 36A, 250V, 20 pole | 10 |
| RSP-1 | HF41F-AAS-001 | Partition plate for RMS 2.2mm wide | 10 |
| RST-1 | HF41F-AAT-001 | Marking Tag strip for RSM, white, (16 tags per strip) | 4 |

RS Series Socket

CHARACTERISTICS

| | |
|----------------------------|-------------------------------------|
| Ambient Temperature: | -40°C to +70°C (-40°F to +158°F) |
| Rated Voltage: | 250VAC |
| Rated Current: | 6A (per pole) |
| Insulation Voltage (Min.): | 5000VAC |
| Protection: | IP20 |
| Socket Material: | PA66+GF V0 (UL) |
| Contacts Spring Material: | QSn6.5-0.1 |
| Terminal Torque: | 0.6Nm (5.3 lb. in.) |
| Wire Strip Length: | 7mm |
| Applicable Relay Type: | RSR Series (41F) |



File No.: E253370

Notes: Module features/ functions:

- (1) LED indicates the coil energizing state.
- (2) Eliminates negative current of relays.
- (3) Rectifying function (only for VAC/DC types).

| Part Number | Type number | Description |
|-------------|-----------------|--------------------------------------|
| RSS-624U | 41F-1Z-C2-1-555 | For 6 to 24VAC/DC relays, IP20, LED |
| RSS-624D | 41F-1Z-C2-5-555 | For 6 to 24VDC relays, IP20, LED |
| RSS-4860U | 41F-1Z-C2-2-555 | For 48 to 60VAC/DC relays, IP20, LED |
| RSS-110U | 41F-1Z-C2-3-555 | For 110 VAC/DC relays, IP20, LED |
| RSS-220U | 41F-1Z-C2-4-555 | For 220 VAC/DC relays, IP20, LED |



RS Series Subminiature Power Relay

FEATURES

- Slim size (width 5mm)
- High breakdown voltage 4kV (between coil and contacts)
- Surge voltage up to 6kV (between coil and contacts)
- Clearance/creepage distance: 8mm
- Coil power consumption: 170mW
- Contact configuration: SPDT (Form C)
- Environmental friendly product (RoHS compliant)
- Outline Dimensions: 28.0 x 5.0 x 15.0mm



cRU **US**
File No.:E133481



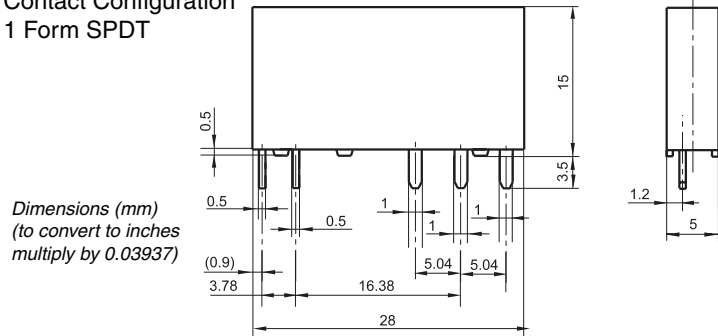
File No.:40020043

CONTACT INFORMATION

| | | |
|---------------------------------|--|------------------|
| Contact arrangement | SPDT | |
| Initial contact Resistance Max. | 100mΩ (at 1A/6VDC) Gold plated: 30mΩ (at 1A/6VDC) | |
| Contact material | AgNi | |
| Contact rating | Resistive Load | 6A/250VAC |
| | Pilot Duty | 6A/30VDC R300 |
| Max. switching voltage | 400VAC / 125VDC | |
| Max. switching current | 6A | |
| Max. switching power | 1500VA / 180W | |
| Mechanical life | 10 million cycles | |
| Electrical life | 10,000 cycles at 85°C (185°F) | |

| Part Number | Type number | Description |
|-------------|------------------|------------------------------|
| RSR-05DCS | HF41F/5-Z-S-555 | SPDT, 5 mm, 5VDC Coil, IP67 |
| RSR-06DCS | HF41F/6-Z-S-555 | SPDT, 5 mm, 6VDC Coil, IP67 |
| RSR-12DCS | HF41F/12-Z-S-555 | SPDT, 5 mm, 12VDC Coil, IP67 |
| RSR-24DCS | HF41F/24-Z-S-555 | SPDT, 5 mm, 24VDC Coil, IP67 |
| RSR-48DCS | HF41F/48-Z-S-555 | SPDT, 5 mm, 48VDC Coil, IP67 |
| RSR-60DCS | HF41F/60-Z-S-555 | SPDT, 5 mm, 60VDC Coil, IP67 |

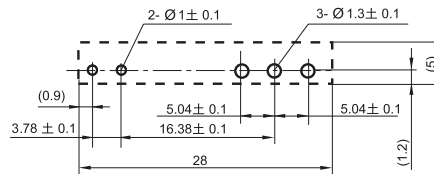
Contact Configuration
1 Form SPDT



Wiring Diagram



PCB Layout



CHARACTERISTICS

| | | |
|-----------------------------------|--|-----------------------------|
| Initial insulation resistance | 1000mΩ (at 500VDC) | |
| Dielectric strength | Between coil & contacts | 4000VAC 1 min. |
| | Between open contacts | 1000VAC 1 min. |
| Operate time (at nominal voltage) | Max. 8ms | |
| Release time (at nominal voltage) | Max. 4ms | |
| Shock resistance | Functional | 50m/s ² (5g) |
| | Destructive | 1000m/s ² (100g) |
| Vibration resistance | 1mm double amplitude max @10 ...55 Hz, 6G max | |
| Humidity | 5 to 85% RH | |
| Ambient temperature | -40°C to +85°C (-40°F to +185°F) | |
| Termination | Plug in; PCB mount | |
| Unit weight | 5.4g (0.2 oz.) | |
| Construction | Sealed IP67. Flux proof | |

COIL

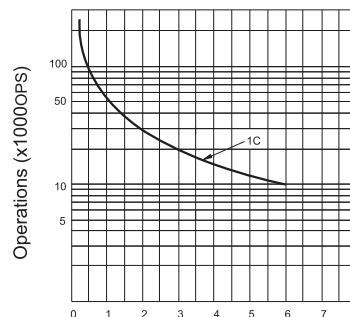
| | |
|-------------------------|--|
| Coil power consumption: | 5 to 24VDC: 170mW 48VDC, 60VDC: 210mW |
|-------------------------|--|

COIL DATA

at 20°C

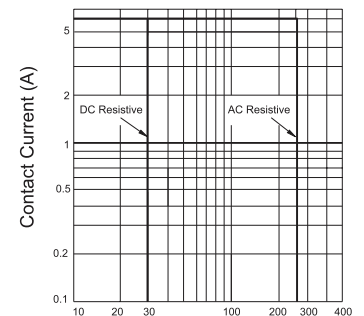
| Nominal Voltage (VDC) | Pick-up Voltage (VDC) | Drop-out Voltage (VDC) | Max. Allowable Voltage (VDC) 85°C | Coil Resistance (Ω) |
|-----------------------|-----------------------|------------------------|-----------------------------------|---------------------|
| 5 | 3.75 | 0.25 | 6.50 | 147 ± 10% |
| 6 | 4.50 | 0.30 | 7.80 | 212 ± 10% |
| 12 | 9.00 | 0.60 | 15.6 | 848 ± 10% |
| 24 | 18.0 | 1.20 | 31.2 | 3390 ± 15% |
| 48 | 36.0 | 2.40 | 62.4 | 10600 ± 15% |
| 60 | 45.0 | 3.00 | 78.0 | 16600 ± 15% |

ENDURANCE CURVE



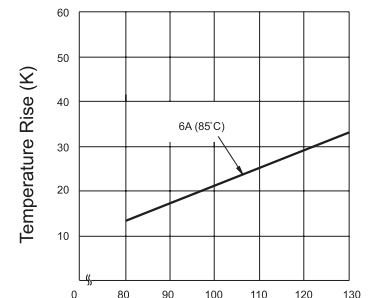
Contact Current (A)

MAXIMUM SWITCHING POWER



Contact Voltage (V)

COIL TEMPERATURE RISE



Percentage Of Nominal Coil Voltage

Компания «Life Electronics» занимается поставками электронных компонентов импортного и отечественного производства от производителей и со складов крупных дистрибьюторов Европы, Америки и Азии.

С конца 2013 года компания активно расширяет линейку поставок компонентов по направлению коаксиальный кабель, кварцевые генераторы и конденсаторы (керамические, пленочные, электролитические), за счёт заключения дистрибьюторских договоров

Мы предлагаем:

- Конкуренспособные цены и скидки постоянным клиентам.
- Специальные условия для постоянных клиентов.
- Подбор аналогов.
- Поставку компонентов в любых объемах, удовлетворяющих вашим потребностям.
- Приемлемые сроки поставки, возможна ускоренная поставка.
- Доставку товара в любую точку России и стран СНГ.
- Комплексную поставку.
- Работу по проектам и поставку образцов.
- Формирование склада под заказчика.
- Сертификаты соответствия на поставляемую продукцию (по желанию клиента).
- Тестирование поставляемой продукции.
- Поставку компонентов, требующих военную и космическую приемку.
- Входной контроль качества.
- Наличие сертификата ISO.

В составе нашей компании организован Конструкторский отдел, призванный помогать разработчикам, и инженерам.

Конструкторский отдел помогает осуществить:

- Регистрацию проекта у производителя компонентов.
- Техническую поддержку проекта.
- Защиту от снятия компонента с производства.
- Оценку стоимости проекта по компонентам.
- Изготовление тестовой платы монтаж и пусконаладочные работы.



Тел: +7 (812) 336 43 04 (многоканальный)

Email: org@lifeelectronics.ru