


Force Guided Relay SR4 D/M

- 4 pole relay with force guided contacts according to EN 50205
- Compact design and space efficient

Typical applications
Emergency shut-off, press control, machine control, elevator and escalator control, safety relays



F0244-C



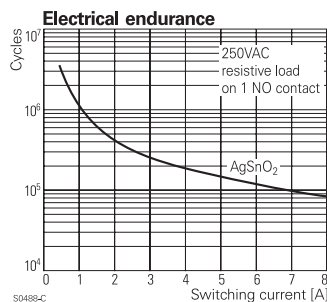
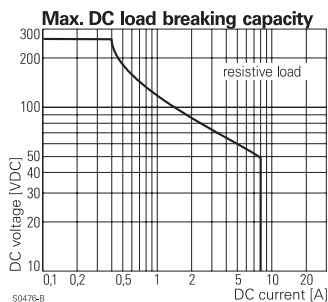
Approvals

VDE Cert. No. 40005334, UL E214025, TUV 968/EL 230, CCC 2012010304537809

Technical data of approved types on request

Contact Data

| | |
|--|--|
| Contact arrangement | 3 form A + 1 form B contacts 3 NO + 1 NC 2 form A + 2 form B contacts 2 NO + 2 NC |
| Rated voltage | 250VAC |
| Max. switching voltage | 400VAC |
| Rated current | 8A |
| Contact material | AgSnO ₂ |
| Contact style | single contact, force guided type A according to EN 50205 |
| Min. recommended contact load | 5V/10mA |
| Initial contact resistance | ≤100mΩ at 1A, 24VDC ≤20Ω at 10mA, 5VDC |
| Frequency of operation, with/without load | 6/150min ⁻¹ |
| Contact ratings, IEC60947-5-1, on 1 form A (NO) contact | AC15-3A DC13-3A |
| Mechanical endurance | 10x10 ⁶ operations |

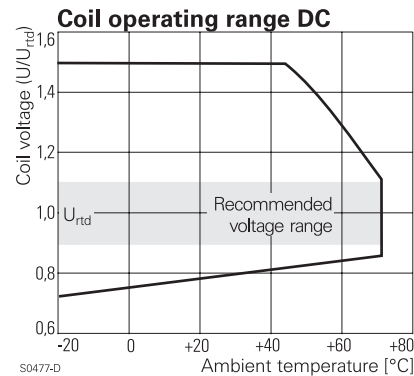


Coil data (continued)

Coil versions, DC-coil

| Coil code | Rated voltage VDC | Operate voltage VDC | Release voltage VDC | Coil resistance Ω±10% | Rated coil power mW |
|-----------|-------------------|---------------------|---------------------|-----------------------|---------------------|
| 015 | 15 | 11.3 | 1.5 | 281 | 801 |
| 018 | 18 | 13.5 | 1.8 | 405 | 800 |
| 021 | 21 | 16.0 | 2.1 | 551 | 800 |
| 024 | 24 | 18.0 | 2.4 | 720 | 800 |
| 036 | 36 | 27.0 | 3.6 | 1620 | 800 |
| 040 | 40 | 30.0 | 4.0 | 2000 | 800 |
| 048 | 48 | 36.0 | 4.8 | 2880 | 800 |
| 060 | 60 | 45.0 | 6.0 | 4500 | 800 |
| 085 | 85 | 63.8 | 8.5 | 9031 | 800 |
| 110 | 110 | 83.0 | 11.0 | 15125 | 800 |

All figures are given for coil without pre-energization, at ambient temperature +23°C.



Coil data

Coil voltage range 5 to 110VDC

Coil versions, DC-coil

| Coil code | Rated voltage VDC | Operate voltage VDC | Release voltage VDC | Coil resistance Ω±10% | Rated coil power mW |
|-----------|-------------------|---------------------|---------------------|-----------------------|---------------------|
| 005 | 5 | 3.8 | 0.5 | 31 | 806 |
| 006 | 6 | 4.5 | 0.6 | 45 | 800 |
| 009 | 9 | 6.8 | 0.9 | 101 | 802 |
| 012 | 12 | 9.0 | 1.2 | 180 | 800 |

Insulation Data

| | |
|--|--------------------|
| Initial dielectric strength | |
| between open contacts | 1500Vrms |
| between contact and coil | 4000Vrms |
| between adjacent contacts | 2500Vrms |
| Clearance/creepage | |
| between open contacts | microdisconnection |
| between contact and coil | ≥10/10mm |
| between adjacent contacts | ≥3/3.5mm |
| Insulation to EN 50178, type of insulation | |
| between contact and coil | reinforced |
| between adjacent contacts | basic |

Force Guided Relay SR4 D/M (Continued)

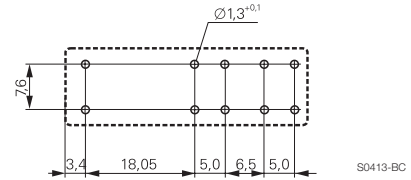
Other Data

Material compliance: EU RoHS/ELV, China RoHS, REACH, Halogen content refer to the Product Compliance Support Center at www.te.com/customersupport/rohssupportcenter

| | |
|--------------------------------------|--------------|
| Ambient temperature | -25 to 70°C |
| Category of environmental Protection | RTIII |
| IEC 61 810 | RTIII |
| Weight | 30g |
| Resistance to soldering heat THT | 260°C/5s |
| IEC 60068-2-20 | 260°C/5s |
| Packaging/unit | tube/10 pcs. |

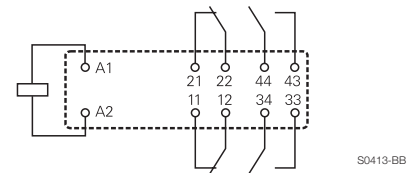
PCB layout / terminal assignment

Bottom view on solder pins

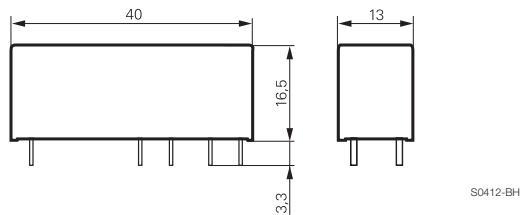


For more detailed information see product specification 2158002

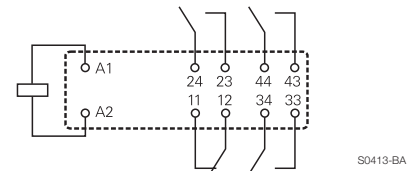
2 form A + 2 form B, 2 NO + 2 NC contacts



Dimensions



3 form A + 1 form B, 3 NO + 1 NC contacts



Product code structure

Typical product code **SR4 D 4 012**

| | |
|----------------------------|--|
| Type | SR4 Relay with force guided contacts SR4 |
| Contact arrangement | D 2 form A + 2 form B contacts (2 NO + 2 NC) M 3 form A + 1 form B contacts (3 NO + 1 NC) |
| Contact material | 4 AgSnO ₂ |
| Coil | Coil code: please refer to coil versions table (e.g. 012=12VDC) Other types on request |

Force Guided Relay SR4 D/M (Continued)

| Product code | Type | Contact arrangement | Contact material | Coil | Part number | | | |
|--------------|---|---|--------------------|---|---|--------------------|-------|-------------|
| SR4D4005 | 4 pole relay with force guided contacts | 2 form A + 2 form B, 2 NO + 2 NC contacts | AgSnO ₂ | 5VDC | 7-1415054-1 | | | |
| SR4D4006 | | | | 6VDC | 8-1415054-1 | | | |
| SR4D4009 | | | | 9VDC | 9-1415054-1 | | | |
| SR4D4012 | | | | 12VDC | 1415055-1 | | | |
| SR4D4018 | | | | 18VDC | 1-1415055-1 | | | |
| SR4D4021 | | | | 21VDC | 2-1415055-1 | | | |
| SR4D4024 | | | | 24VDC | 3-1415055-1 | | | |
| SR4D4036 | | | | 36VDC | 4-1415055-1 | | | |
| SR4D4040 | | | | 40VDC | 5-1415055-1 | | | |
| SR4D4048 | | | | 48VDC | 6-1415055-1 | | | |
| SR4D4060 | | | | 60VDC | 7-1415055-1 | | | |
| SR4D4085 | | | | 85VDC | 8-1415055-1 | | | |
| SR4D4110 | | | | 110VDC | 9-1415055-1 | | | |
| SR4M4005 | | | | 3 form A + 1 form B, 3 NO + 1 NC contacts | 3 form A + 1 form B, 3 NO + 1 NC contacts | AgSnO ₂ | 5VDC | 5-1415053-1 |
| SR4M4006 | | | | | | | 6VDC | 6-1415053-1 |
| SR4M4009 | | | | | | | 9VDC | 7-1415053-1 |
| SR4M4012 | | | | | | | 12VDC | 8-1415053-1 |
| SR4M4018 | 18VDC | 9-1415053-1 | | | | | | |
| SR4M4021 | 21VDC | 1415054-1 | | | | | | |
| SR4M4024 | 24VDC | 4-1415053-1 | | | | | | |
| SR4M4036 | 36VDC | 1-1415054-1 | | | | | | |
| SR4M4040 | 40VDC | 2-1415054-1 | | | | | | |
| SR4M4048 | 48VDC | 3-1415054-1 | | | | | | |
| SR4M4060 | 60VDC | 4-1415054-1 | | | | | | |
| SR4M4085 | 85VDC | 5-1415054-1 | | | | | | |
| SR4M4110 | 110VDC | 6-1415054-1 | | | | | | |

Компания «Life Electronics» занимается поставками электронных компонентов импортного и отечественного производства от производителей и со складов крупных дистрибьюторов Европы, Америки и Азии.

С конца 2013 года компания активно расширяет линейку поставок компонентов по направлению коаксиальный кабель, кварцевые генераторы и конденсаторы (керамические, пленочные, электролитические), за счёт заключения дистрибьюторских договоров

Мы предлагаем:

- Конкурентоспособные цены и скидки постоянным клиентам.
- Специальные условия для постоянных клиентов.
- Подбор аналогов.
- Поставку компонентов в любых объемах, удовлетворяющих вашим потребностям.
- Приемлемые сроки поставки, возможна ускоренная поставка.
- Доставку товара в любую точку России и стран СНГ.
- Комплексную поставку.
- Работу по проектам и поставку образцов.
- Формирование склада под заказчика.
- Сертификаты соответствия на поставляемую продукцию (по желанию клиента).
- Тестирование поставляемой продукции.
- Поставку компонентов, требующих военную и космическую приемку.
- Входной контроль качества.
- Наличие сертификата ISO.

В составе нашей компании организован Конструкторский отдел, призванный помогать разработчикам, и инженерам.

Конструкторский отдел помогает осуществить:

- Регистрацию проекта у производителя компонентов.
- Техническую поддержку проекта.
- Защиту от снятия компонента с производства.
- Оценку стоимости проекта по компонентам.
- Изготовление тестовой платы монтаж и пусконаладочные работы.



Тел: +7 (812) 336 43 04 (многоканальный)
Email: org@lifeelectronics.ru