



Main

Range of product	Zelio Control
Product or component type	Modular measurement and control relays
Relay type	Voltage control relay
Product specific application	For 3-phase supply
Relay name	RM35UB3
Relay monitored parameters	Overvoltage and undervoltage between phases
Time delay type	Adjustable 0.3...30 s, 0 + 10 % on crossing the threshold
Switching capacity in VA	1250 VA
Minimum switching current	10 mA at 5 V DC
Maximum switching current	5 A AC/DC
Power consumption in VA	0...22 VA at 400 V AC 50 Hz
Measurement range	194...528 V voltage AC 50/60 Hz
Utilisation category	AC-12 conforming to IEC 60947-5-1 AC-13 conforming to IEC 60947-5-1 AC-14 conforming to IEC 60947-5-1 AC-15 conforming to IEC 60947-5-1 DC-12 conforming to IEC 60947-5-1 DC-13 conforming to IEC 60947-5-1 DC-14 conforming to IEC 60947-5-1

Complementary

Reset time	1500 ms time delay
Maximum switching voltage	250 V AC/DC
[Us] rated supply voltage	220...480 V AC, 50/60 Hz +/- 10 %
Supply voltage limits	194...528 V AC
Voltage detection threshold	194 V
Control circuit frequency	50...60 Hz +/- 15 %
Output contacts	1 C/O + 1 C/O, 1 per threshold
Nominal output current	5 A
Measuring cycle	<= 150 ms measurement cycle as true rms value
Hysteresis	2 %
Run-up delay at power-up	
Measurement accuracy	+/- 10 % of the full scale value
Repeat accuracy	+/- 0.5 % input and measurement circuit +/- 1 % time delay
Measurement error	< 1 % over the whole range with voltage variation 0.05 %/°C with temperature variation
Response time	< 200 ms in the event of a fault
Quality labels	CE
Overvoltage category	III conforming to IEC 60664-1
Insulation resistance	> 500 MOhm > 500 MOhm IEC 60255-5 conforming to IEC 60255-5 conforming to IEC 60255-5 IEC 60255-5 IEC 60255-5 IEC 60255-5 - 500 V at 500 V at 500 V DC DC DC DC DC conforming to IEC 60255-5, conforming to IEC 60255-5 conforming to IEC 60255-5 IEC 60255-5 c
[Ui] rated insulation voltage	400 V conforming to IEC 60664-1
Operating position	Any position without derating
Connections - terminals	Screw terminals 1 x 0.5...1 x 4 mm ² - AWG 20...AWG 11, solid cable without cable end Screw terminals 2 x 0.5...2 x 2.5 mm ² - AWG 20...AWG 14, solid cable without cable end Screw terminals 2 x 0.2...2 x 1.5 mm ² - AWG 24...AWG 16, flexible cable with cable

end
Screw terminals 1 x 0.2...2 x 2.5 mm² - AWG 24...AWG 12, flexible cable with cable end

Tightening torque	5.31...8.85 lbf.in (0.6...1 N.m) conforming to IEC 60947-1
Housing material	Self-extinguishing plastic
Local signalling	LED green power ON LED yellow relay ON
Mounting support	35 mm symmetrical DIN rail conforming to EN/IEC 60715
Electrical durability	10000 cycles
Mechanical durability	30000000 cycles
Operating rate	<= 360 operations/hour under full load
Safety reliability data	B10d = 300000 MTTFd = 319.6 years
Width	1.38 in (35 mm)
Product weight	0.18 lb(US) (0.08 kg)

Environment

electromagnetic compatibility	Emission standard for industrial environments conforming to EN/IEC 61000-6-4 Emission standard for residential, commercial and light-industrial environments conforming to EN/IEC 61000-6-3 Immunity for industrial environments conforming to NF EN/IEC 61000-6-2
standards	EN/IEC 60255-1
product certifications	CSA C-Tick GL GOST UL
directives	89/336/EEC - electromagnetic compatibility 73/23/EEC - low voltage directive
ambient air temperature for storage	-40...158 °F (-40...70 °C)
ambient air temperature for operation	-4...122 °F (-20...50 °C)
relative humidity	95 % at 131 °F (55 °C) conforming to IEC 60068-2-30
vibration resistance	0.35 mm (f = 5...57.6 Hz) conforming to IEC 60068-2-6 1 gn (f = 57.6...150 Hz) conforming to IEC 60255-21-1
shock resistance	5 gn conforming to IEC 60068-2-27
IP degree of protection	IP20(terminals) conforming to IEC 60529 IP30 (casing) conforming to IEC 60529
pollution degree	3 conforming to IEC 60664-1
dielectric test voltage	2 kV AC 50 Hz, 1 min
non-dissipating shock wave	4 kV

Offer Sustainability

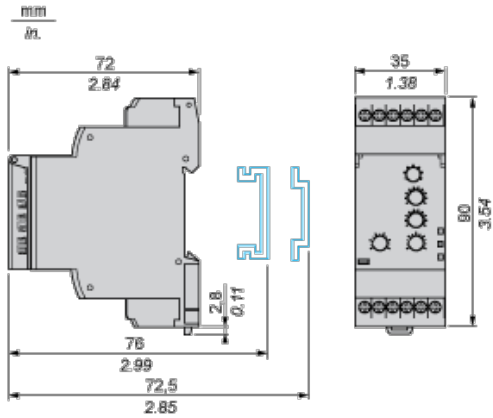
Green Premium product	Green Premium product
Compliant - since 0701 - Schneider Electric declaration of conformity	Compliant - since 0701 - Schneider Electric declaration of conformity
Reference not containing SVHC above the threshold	Reference not containing SVHC above the threshold
Available	Available
Available	Available
WARNING: This product can expose you to chemicals including:	WARNING: This product can expose you to chemicals including:
Lead and lead compounds, which is known to the State of California to cause cancer and birth defects or other reproductive harm.	Lead and lead compounds, which is known to the State of California to cause cancer and birth defects or other reproductive harm.
For more information go to www.p65warnings.ca.gov	For more information go to www.p65warnings.ca.gov

Contractual warranty

Warranty period	18 months
-----------------	-----------

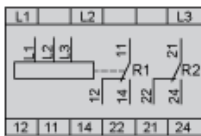
3-Phase Voltage Control Relays

Dimensions and Mounting



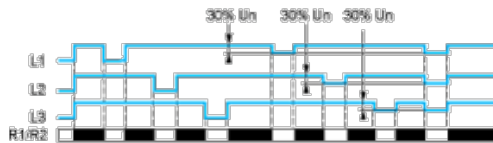
3-Phase Voltage Control Relays

Wiring Diagram

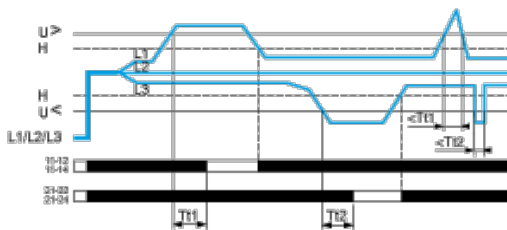


Function Diagrams

Phase Failure Detection (U measured < 0.7 x nominal supply voltage)



Control of Overvoltage and Undervoltage



Legend

Un Nominal supply voltage

Tt1 Overvoltage threshold delay (adjustable on front panel from 0.3 s to 30 s)

Tt2 Undervoltage threshold delay (adjustable on front panel 0.3 s to 30 s)

H Hysteresis

U> Overvoltage threshold

U< Undervoltage threshold

L1, L2, L3 Phases of the supply voltage monitored

11-12, 11-14 R1 output relay connections (refer to Connections and Schema)

21-22, 21-24 R2 output relay connections (refer to Connections and Schema)

Relay status: black color = energized.

Компания «Life Electronics» занимается поставками электронных компонентов импортного и отечественного производства от производителей и со складов крупных дистрибьюторов Европы, Америки и Азии.

С конца 2013 года компания активно расширяет линейку поставок компонентов по направлению коаксиальный кабель, кварцевые генераторы и конденсаторы (керамические, пленочные, электролитические), за счёт заключения дистрибьюторских договоров

Мы предлагаем:

- Конкурентоспособные цены и скидки постоянным клиентам.
- Специальные условия для постоянных клиентов.
- Подбор аналогов.
- Поставку компонентов в любых объемах, удовлетворяющих вашим потребностям.
- Приемлемые сроки поставки, возможна ускоренная поставка.
- Доставку товара в любую точку России и стран СНГ.
- Комплексную поставку.
- Работу по проектам и поставку образцов.
- Формирование склада под заказчика.
- Сертификаты соответствия на поставляемую продукцию (по желанию клиента).
- Тестирование поставляемой продукции.
- Поставку компонентов, требующих военную и космическую приемку.
- Входной контроль качества.
- Наличие сертификата ISO.

В составе нашей компании организован Конструкторский отдел, призванный помогать разработчикам, и инженерам.

Конструкторский отдел помогает осуществить:

- Регистрацию проекта у производителя компонентов.
- Техническую поддержку проекта.
- Защиту от снятия компонента с производства.
- Оценку стоимости проекта по компонентам.
- Изготовление тестовой платы монтаж и пусконаладочные работы.



Тел: +7 (812) 336 43 04 (многоканальный)

Email: org@lifeelectronics.ru