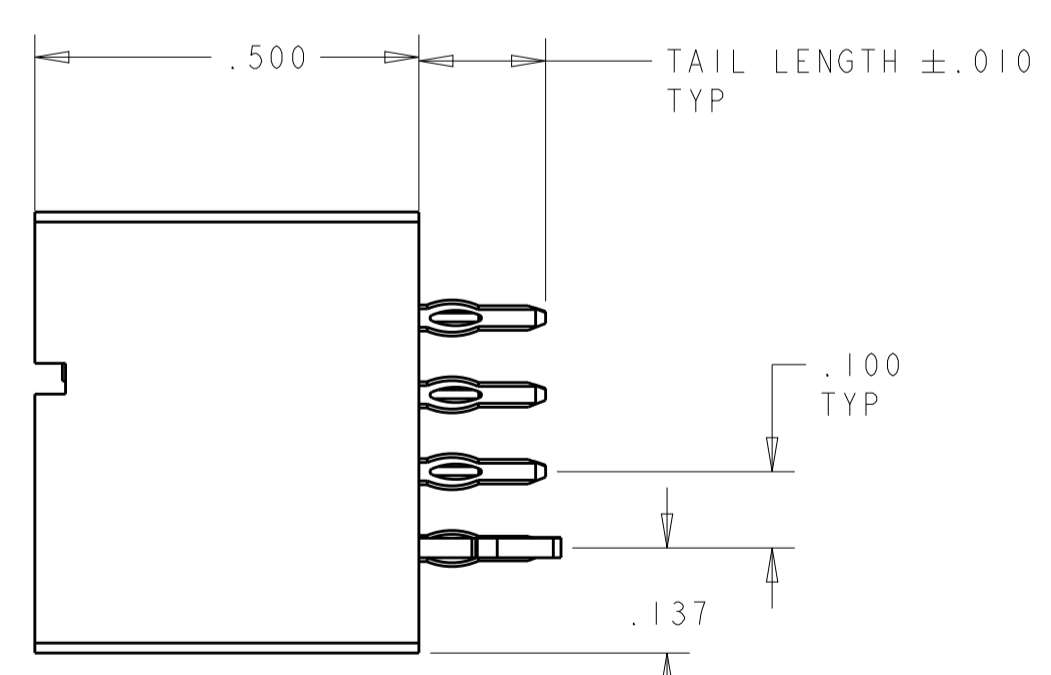
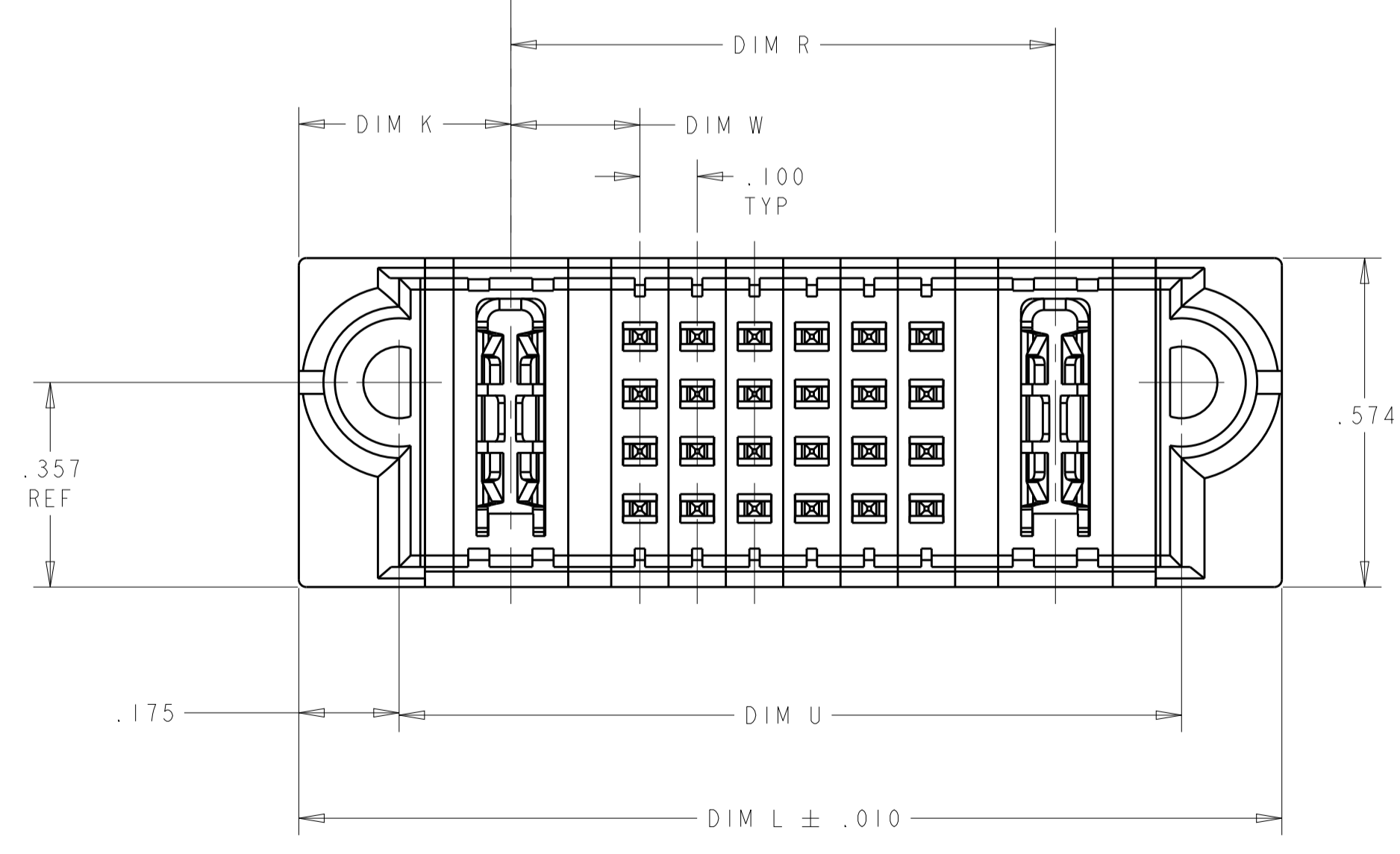
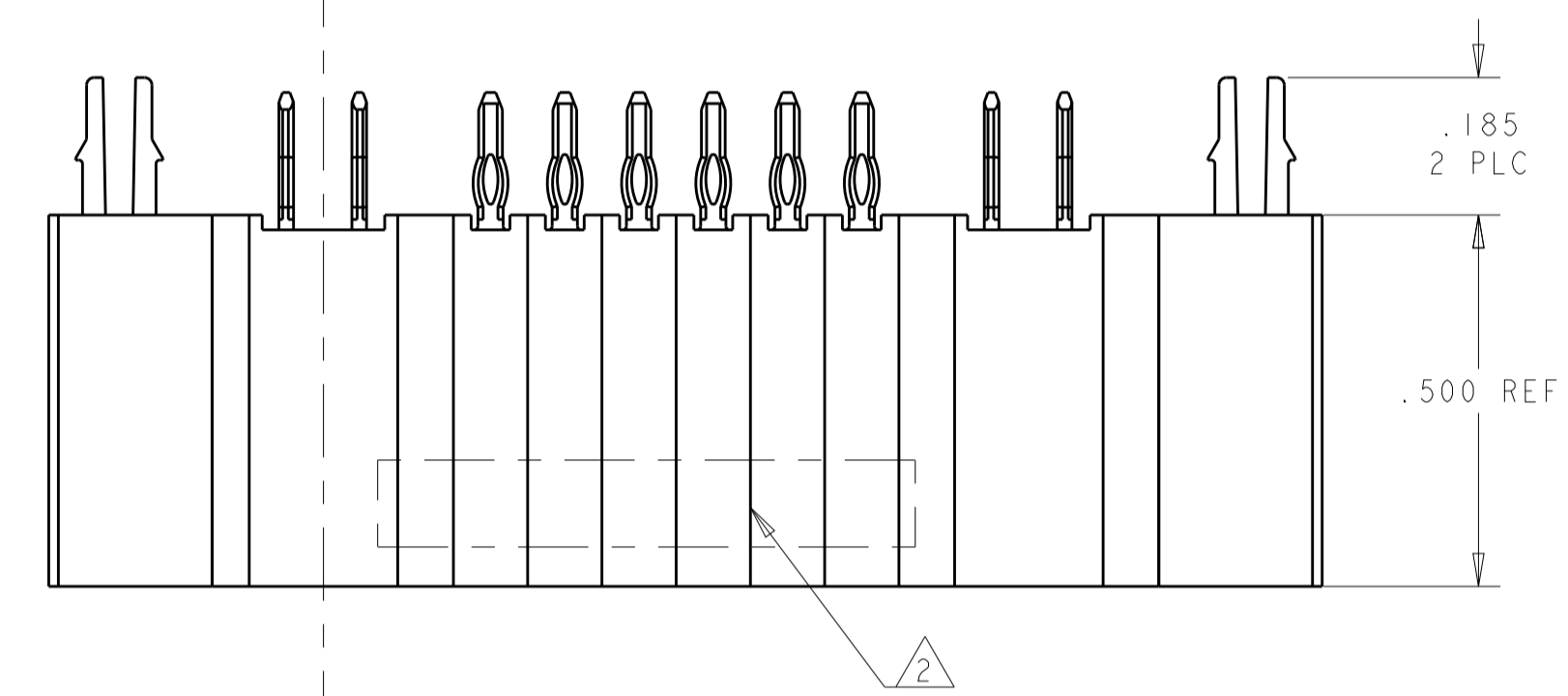
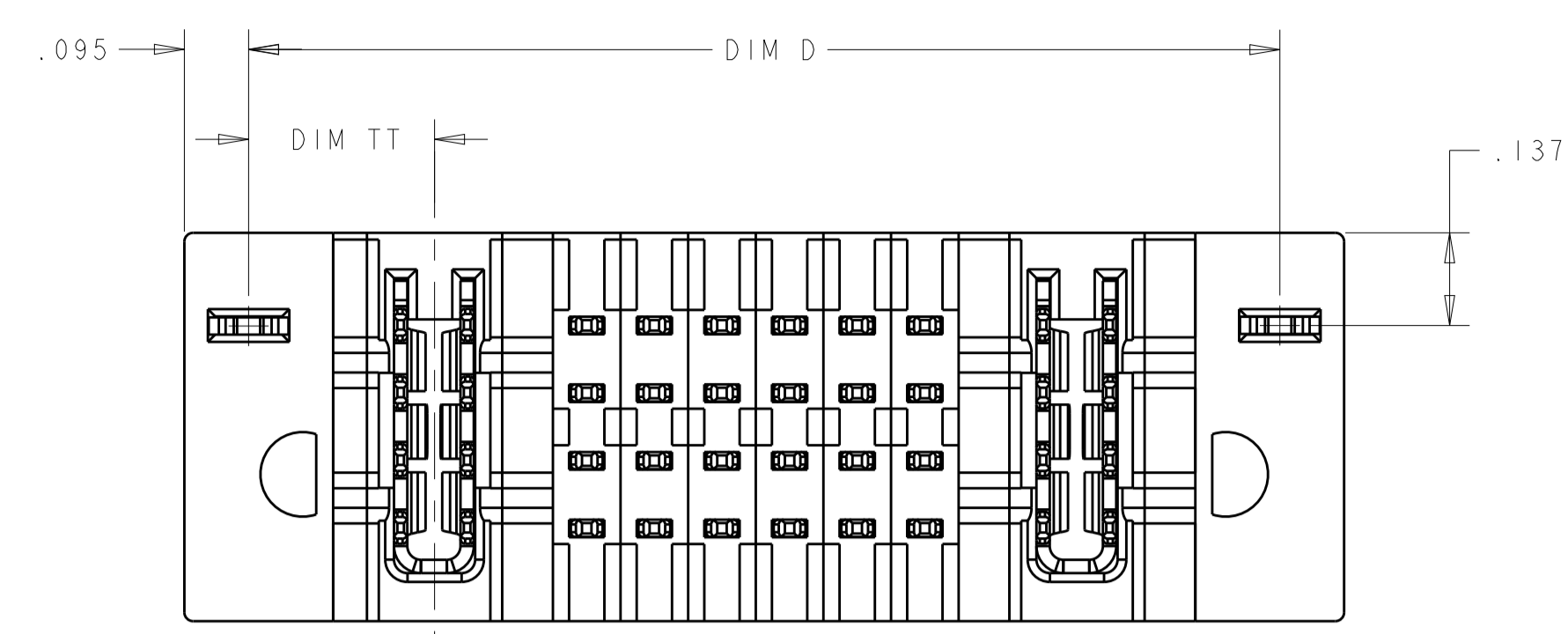
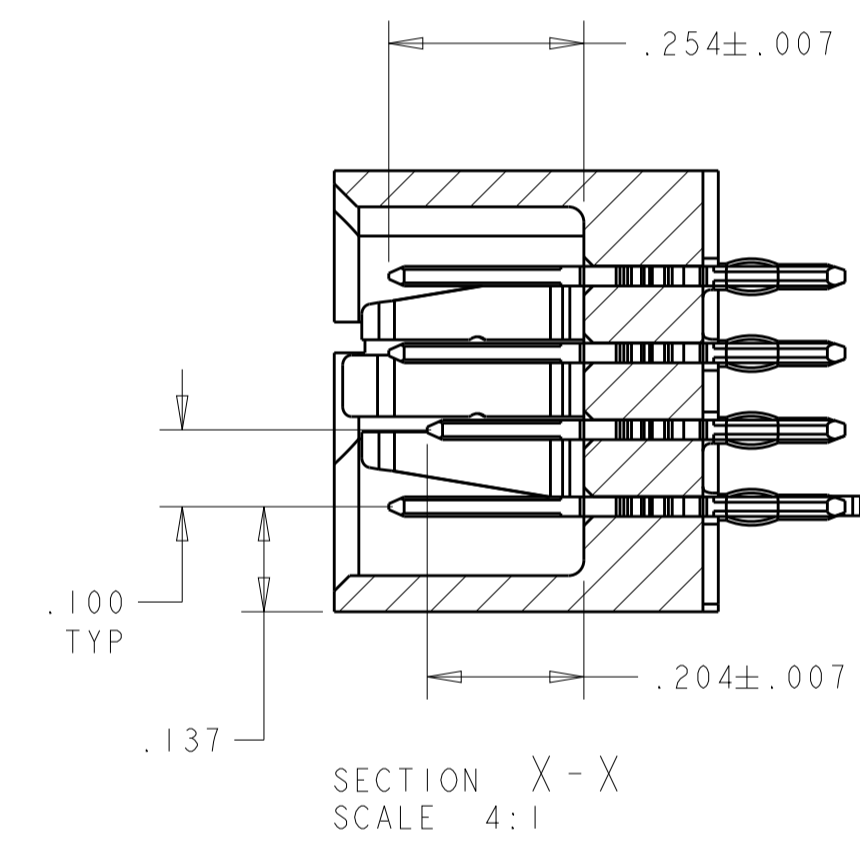


LOC		DIST		REVISIONS			
P	LTN	DESCRIPTION	DATE	DMN	APVD		
G6		ADD NEW PART -25	19AUG2013	AY	SZ		
G7		UPDATE -25 MATING SEQUENCE	29AUG2013	AY	SZ		
G8		UPDATE -25 MATING SEQUENCE	30AUG2013	AY	SZ		



- 1 HEADER HOUSING: THERMO PLASTIC, BLACK, UL94 V-O; CONTACTS AND RETENTION CLIPS: COPPER ALLOY.
- 2 CONTACT PLATING: NOBLE METAL PLATING ON CONTACT FUNCTIONAL AREA OF POWER AND SIGNAL CONTACTS
- 3 "AMP", PART NUMBER AND DATE CODE MARKED IN THIS AREA. PARTS UNDER 2.50 LONG MAY BE MARKED ON BOTH SIDES.
- 4 DATUM AND BASIC DIMENSIONS ESTABLISHED BY CUSTOMER.
- 5 PCB - ALL HOLE DIAMETERS ARE FINISHED HOLE SIZES.
- 6 A SEATING TOOL IS REQUIRED TO SEAT THE HEADER ON THE P.C. BOARD. PLEASE REFER TO THE 114-13251 APPLICATION SPEC.
- 7 MECHANICAL CONNECTOR KEEP OUT ZONE.
- 8 DETAIL DIM SEE PART VIEW
- 9 FOR THE CONFIGURATION WITH VENT, PLEASE REFER TO SHEET 2.
- 10 FOR THE CONFIGURATION LP/S/LP WITH VENT, PLEASE REFER TO SHEET 3.
- 11 FOR THE CONFIGURATION LP/S/P, WITH VENT, PLEASE REFER TO SHEET 4.



66	.240	.165	.1825	2.220	1.870	2.030	1.145	.7125	.2775	3LP + 16S + 4LP	2-6450820-5
	.200	-	.225	3.065	2.715	2.875	-	1.975	.320	10HDP + 24S	2-6450820-3
	.300	-	.275	1.790	1.440	1.600	-	1.150	.370	4ACP + 4S	2-6450820-2
	.115	.250	.2075	2.555	2.205	2.365	1.4075	.7325	.3025	6LP + 24S + 3P	2-6450820-1
	-	-	.1825	1.120	.770	.930	.565	.1575	.2775	1LP + 16S + 1LP	2-6450820-0
	.250	.250	.250	3.540	3.190	3.350	1.850	1.175	.345	5P + 24S + 5P	1-6450820-9
	.250	.250	.225	4.140	3.790	3.950	2.500	1.200	.320	5P + 48S + 5P	1-6450820-8
	.250	-	.225	4.640	4.290	4.450	-	2.950	.320	12P + 48S	1-6450820-7
	.250	-	.225	2.415	2.065	2.225	-	1.425	.320	6P + 20S	1-6450820-5
	-	.300	.175	2.665	2.315	2.475	.575	-	.270	20S + 6ACP	1-6450820-4
	.300	.300	.225	2.840	2.490	2.650	1.600	.850	.320	3ACP + 24S + 3ACP	1-6450820-3
	.250	.250	.250	4.040	3.690	3.850	2.100	1.425	.345	6P + 24S + 6P	1-6450820-1
63	.250	.250	.225	6.240	5.890	6.050	3.850	1.950	.320	8P + 72S + 8P	6450820-9
	.250	.250	.225	6.240	5.890	6.050	3.850	1.950	.320	8P + 72S + 8P	6450820-8
	8	8	.250	5.390	5.040	5.200	8	8	.345	14P + 40S	6450820-7
	8	8	.250	5.390	5.040	5.200	8	8	.345	14P + 40S	6450820-6
	.250	.250	.250	2.640	2.290	2.450	1.200	.925	.345	4P + 8S + 4P	6450820-5
	.250	.250	.250	3.640	3.290	3.450	1.700	1.425	.345	6P + 8S + 6P	6450820-4
	.250	.250	.275	2.790	2.440	2.600	1.550	.675	.370	3P + 32S + 3P	6450820-3
	-	-	.250	1.540	1.190	1.350	.850	.175	.345	1P + 24S + 1P	6450820-2
	-	-	.275	1.715	1.365	1.525	.950	.225	.370	1P + 24S + 1P	6450820-1
	DIM S	DIM T	DIM TT	DIM L	DIM U	DIM D	DIM R	DIM W	DIM K	DESCRIPTION	PART NUMBER

THIS DRAWING IS A CONTROLLED DOCUMENT. DWN D. ZHU 15NOV2007
 CHK S. ZHAO 15NOV2007

DIMENSIONS: INCHES TOLERANCES UNLESS OTHERWISE SPECIFIED:
 0 PLC ±.01
 1 PLC ±.01
 2 PLC ±.01
 3 PLC ±.005
 4 PLC ±.005
 ANGLES ±.0020

MATERIAL: FINISH:

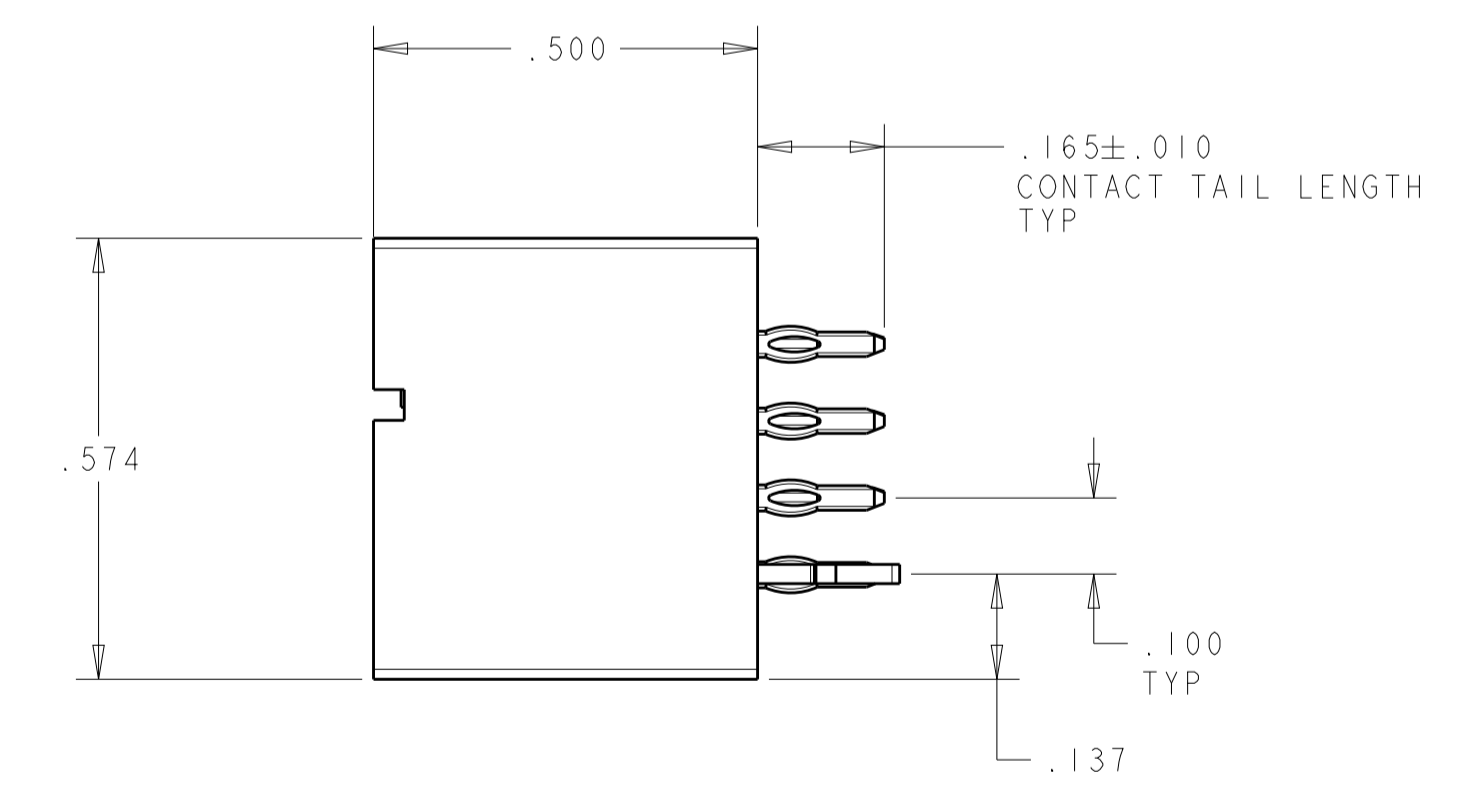
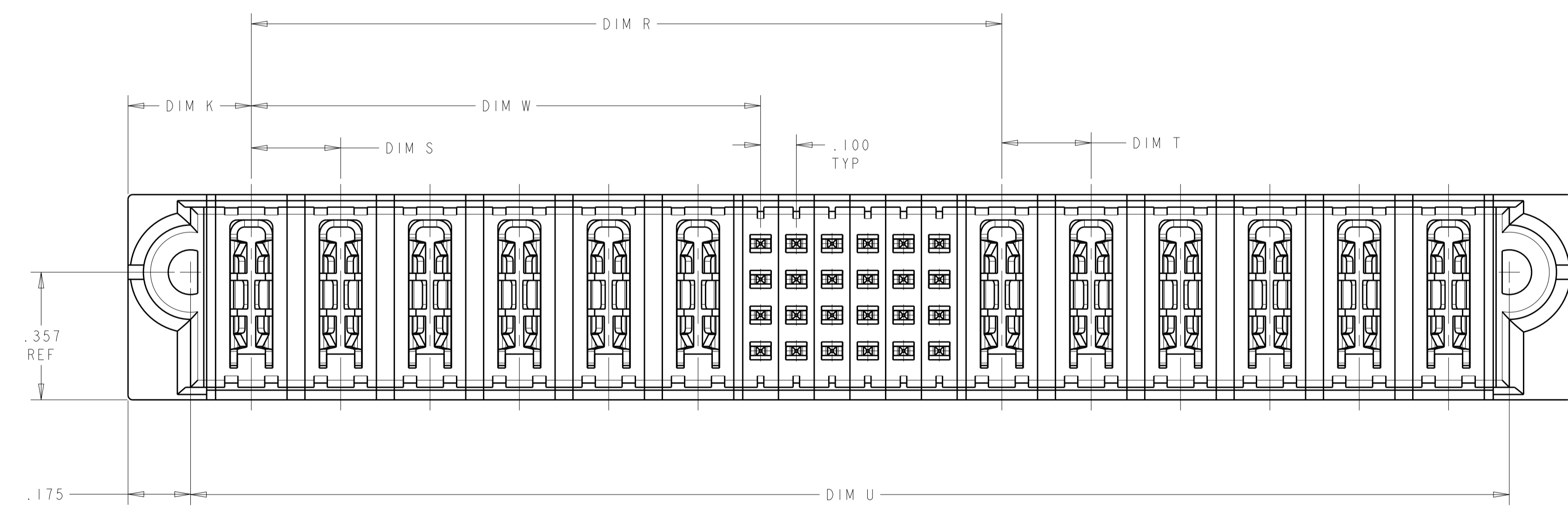
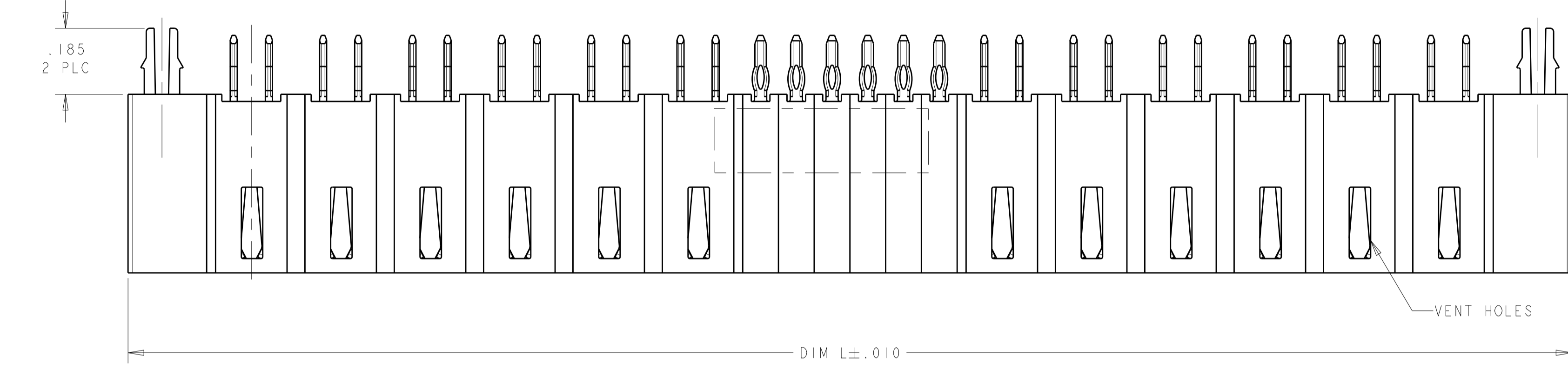
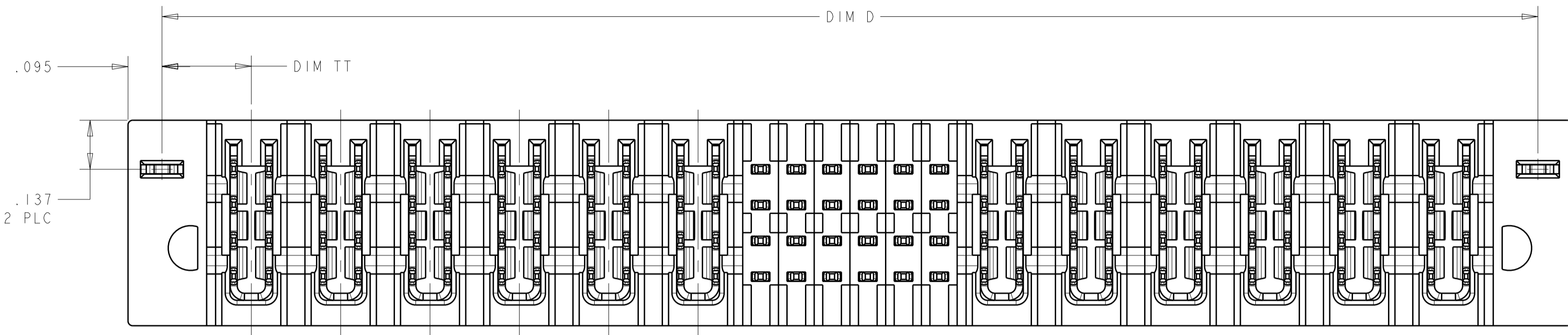
Customer Drawing

APVD S. ZHAO
 PRODUCT SPEC 108-2292
 APPLICATION SPEC 114-13251
 WEIGHT: -


NAME: VERTICAL HEADER ASSEMBLY W/ SHORT END MODULES, PRESS FIT MULTI-BEAM XLE
 SIZE: A100779 CAGE CODE: 6450820
 RESTRICTED TO: -

TE Connectivity
 SCALE: - SHEET 1 OF 20 REV: G8

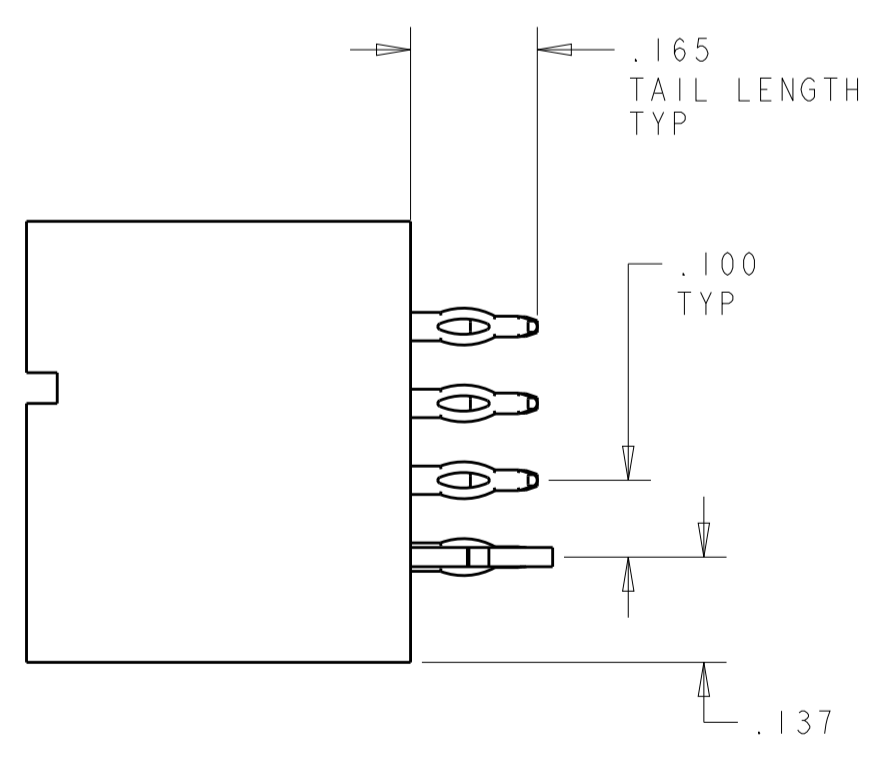
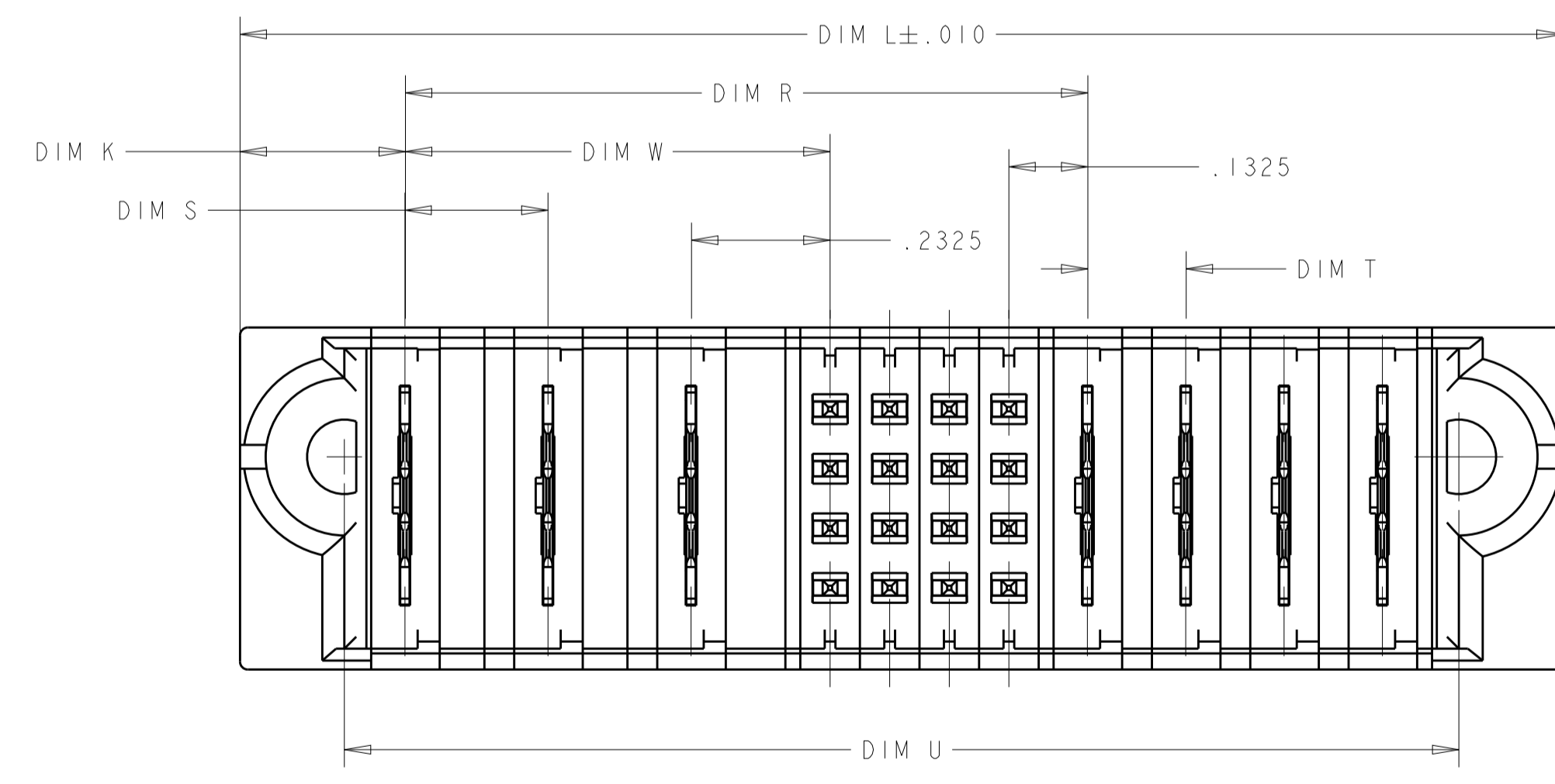
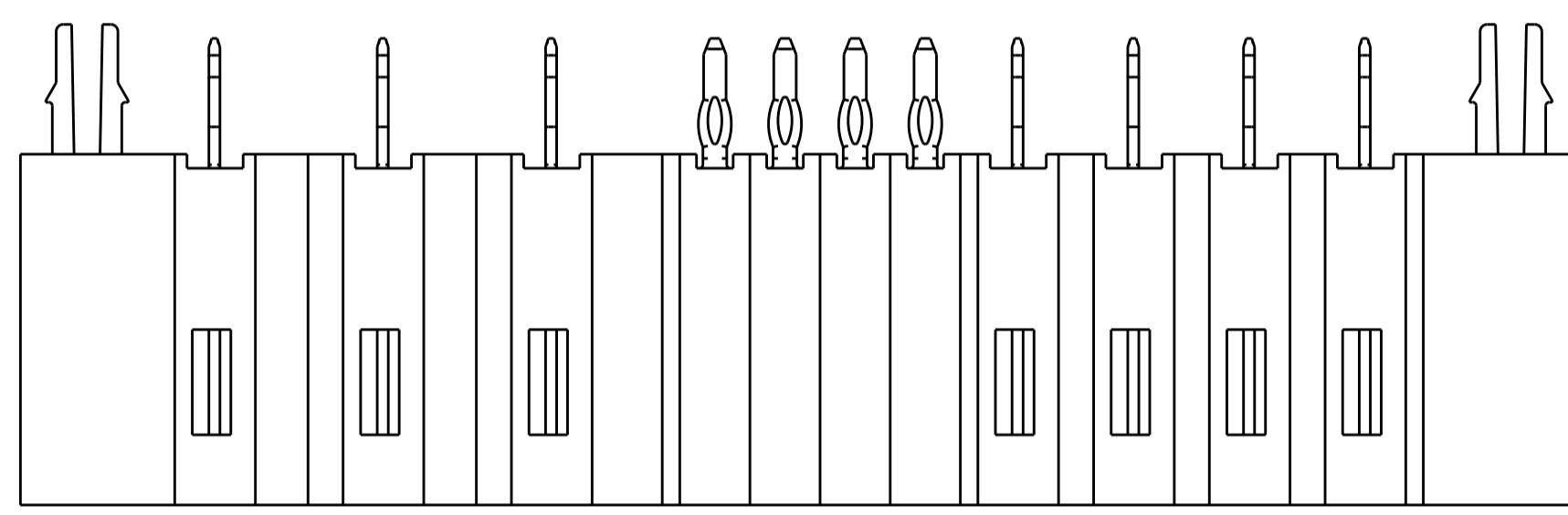
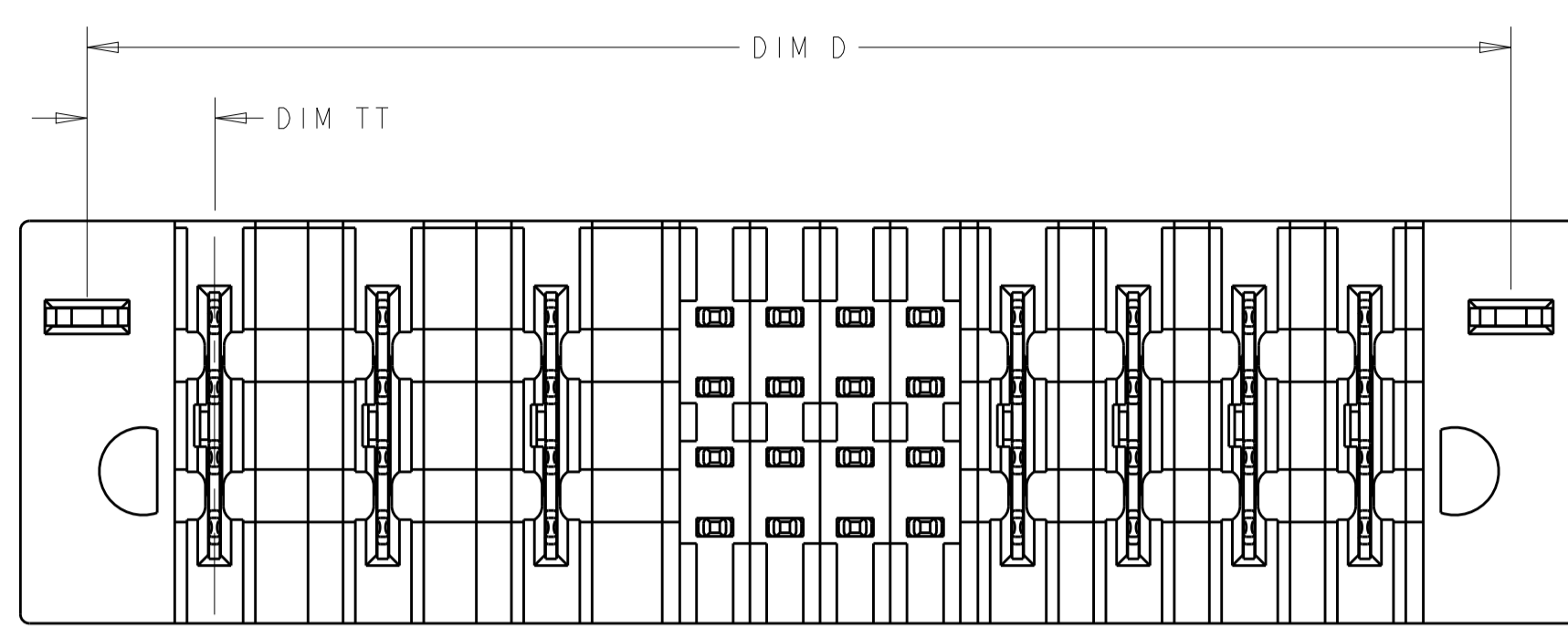
LOC		DIST		REVISIONS			
ES	00	P	LTN	DESCRIPTION	DATE	DMN	APVD
		-		SEE SHEET 1	-	-	-



⚠ FOR THE CONFIGURATION WITH VENT PART NO. 1-6450820-1

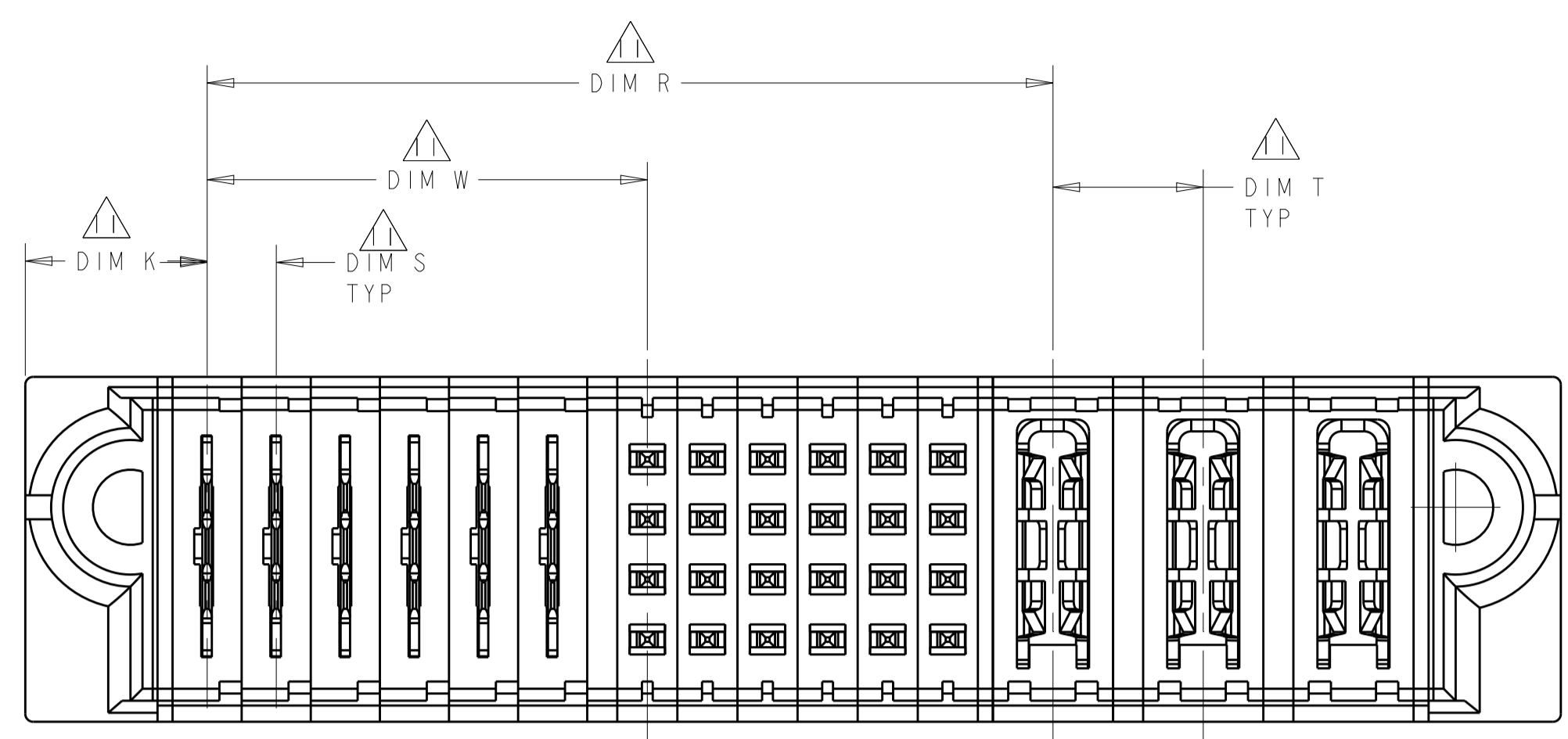
THIS DRAWING IS A CONTROLLED DOCUMENT.		DMN D. ZHU 15NOV2007	 TE Connectivity
DIMENSIONS: INCHES		CHK S. ZHAO 15NOV2007	
TOLERANCES UNLESS OTHERWISE SPECIFIED:		APVD S. ZHAO	NAME VERTICAL HEADER ASSEMBLY W/ SHORT END MODULES, PRESS FIT MULTI-BEAM XLE
0 PLC ±. 1 PLC ±.01 2 PLC ±.01 3 PLC ±.005 4 PLC ±.0020 ANGLES ±7°		PRODUCT SPEC 108-2292	SIZE CAGE CODE DRAWING NO. RESTRICTED TO
MATERIAL		APPLICATION SPEC 114-13251	A100779C=6450820
FINISH		WEIGHT	SCALE - SHEET 2 OF 20 REV G8
		Customer Drawing	

LOC	DIST	REVISIONS					
		P.	LTN	DESCRIPTION	DATE	DMN	APVD
ES	00	-	-	SEE SHEET 1	-	-	-



THIS DRAWING IS A CONTROLLED DOCUMENT.		DMN D. ZHU CHK S. ZHAO APVD S. ZHAO	15NOV2007 15NOV2007	TE Connectivity NAME VERTICAL HEADER ASSEMBLY W/ SHORT END MODULES, PRESS FIT MULTI-BEAM XLE
DIMENSIONS: INCHES	TOLERANCES UNLESS OTHERWISE SPECIFIED:	PRODUCT SPEC 108-2292 APPLICATION SPEC 114-13251	SIZE A100779	
0 PLC ±. 1 PLC ±. 2 PLC ±.01 3 PLC ±.005 4 PLC ±.0020 ANGLES ±7° FINISH	WEIGHT SCALE SHEET 3 OF 20 REV G8	CUSTOMER DRAWING	RESTRICTED TO	

LOC		DIST		REVISIONS			
ES	00	P	LTH	DESCRIPTION	DATE	DMN	APVD
-	-	-	-	SEE SHEET 1	-	-	-



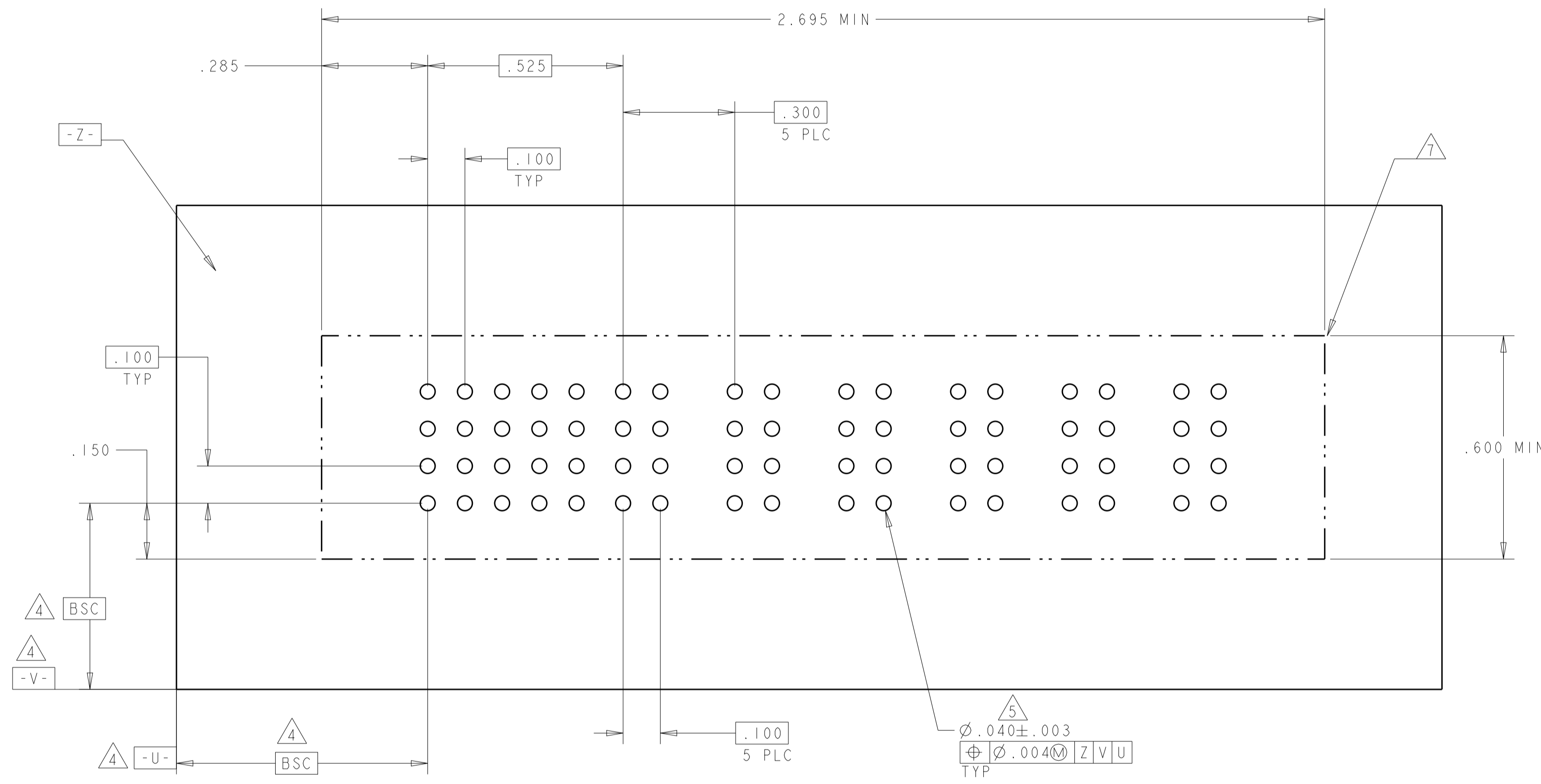
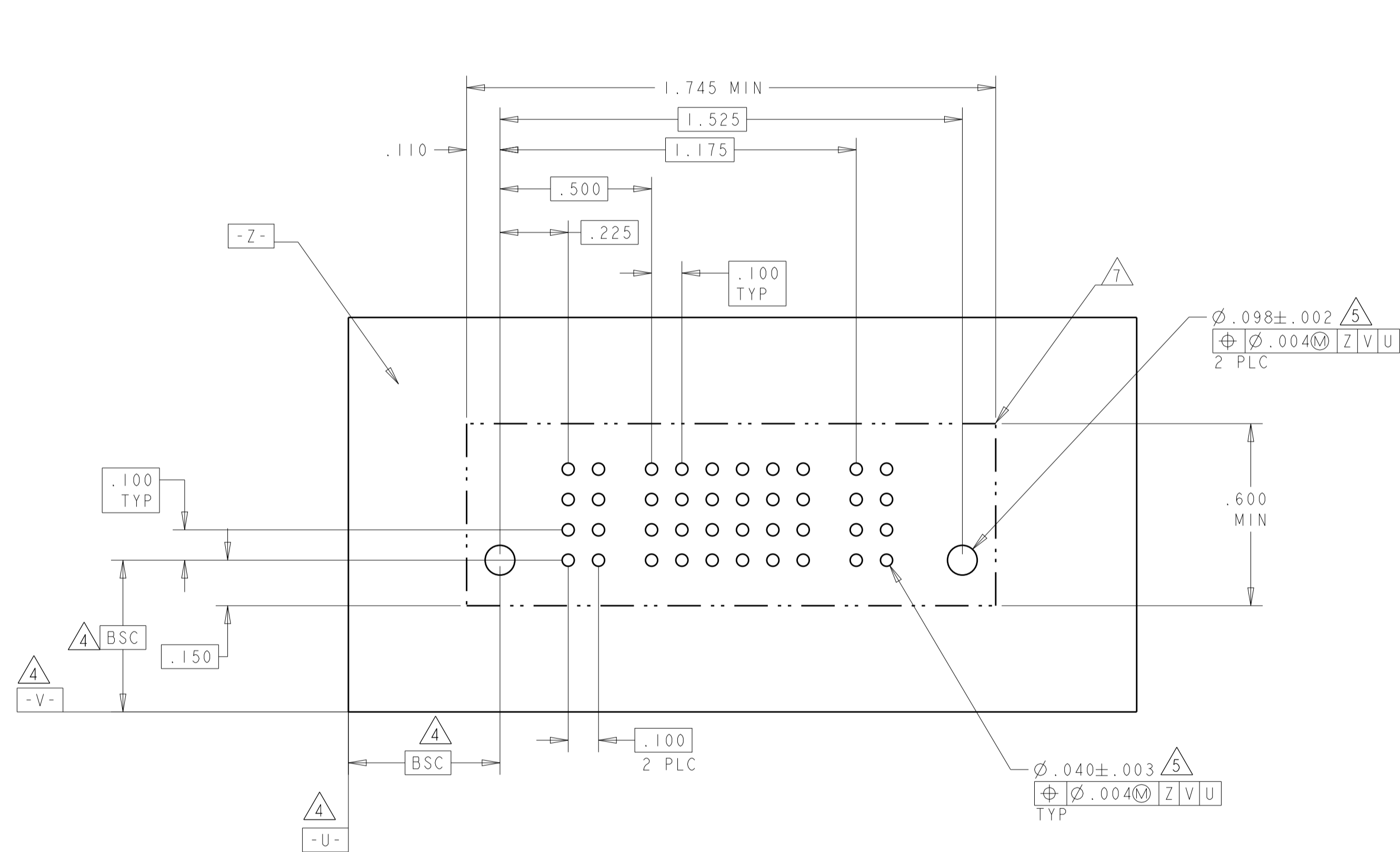
FOR THE CONFIGURATION LP/S/P WITH VENT
OTHER DIMSENSIONS PLEASE REFER TO SHEET 2

THIS DRAWING IS A CONTROLLED DOCUMENT.		DMN D. ZHU 15NOV2007	TE Connectivity
DIMENSIONS: INCHES		CHK S. ZHAO 15NOV2007	
TOLERANCES UNLESS OTHERWISE SPECIFIED: 0 PLC ±. 1 PLC ±.01 2 PLC ±.01 3 PLC ±.005 4 PLC ±.0020 ANGLES 114-132.51 FINISH		APVD S. ZHAO	NAME VERTICAL HEADER ASSEMBLY W/ SHORT END MODULES, PRESS FIT MULTI-BEAM XLE
		PRODUCT SPEC 108-2292	SIZE A100779
MATERIAL		APPLICATION SPEC 114-13251	DRAWING NO C=6450820
		WEIGHT	RESTRICTED TO
		Customer Drawing	SCALE - SHEET 4 OF 20 REV G8

LOC	DIST	REV	DATE	BY	APP'D
ES	00				
REVISIONS			DATE	BY	APP'D
-			SEE SHEET 1	-	-

PART NUMBER	ROWS	POWER	SIGNAL						POWER	HD	
			P1	1	2	3	4	5			6
6450820-1	D	VM		EV	EV	EV	EV	EV	EV	VM	HD
	C		EV	EV	EV	EV	EV	EV			
	B		EV	EV	EV	ES	EV	EV			
	A		EV	EV	EV	EV	EV	EV			
IP + 24S + IP											

PART NUMBER	ROWS	POWER	SIGNAL					POWER						HD	
			1	2	3	4	5	P1	P2	P3	P4	P5	P6		
I-6450820-4	D	VM	EV	EV	EV	EV	EV	VM	VM	VM	VM	VM	VM	VM	HD
	C		EV	EV	EV	EV	EV	VM	VM	VM	VM	VM			
	B		EV	EV	EV	EV	EV	VM	VM	VM	VM	VM			
	A		ES	EV	EV	EV	EV	VM	VM	VM	VM	VM			
20S + 6ACP															



SIZE	CAGE CODE	DRAWING NO	RESTRICTED TO
.165"		LOW POWER CONTACT MFBL	LZF
.165"		LOW POWER CONTACT	LZ
.165"		SIGNAL CONTACT MFBL	EF
-		HOLD DOWN	HD
.165"		SIGNAL CONTACT MLBF	ES
.165"		SIGNAL CONTACT STD	EV
.165"		POWER CONTACT	VM
TAIL LENGTH		DESCRIPTION	CODE

THIS DRAWING IS A CONTROLLED DOCUMENT.

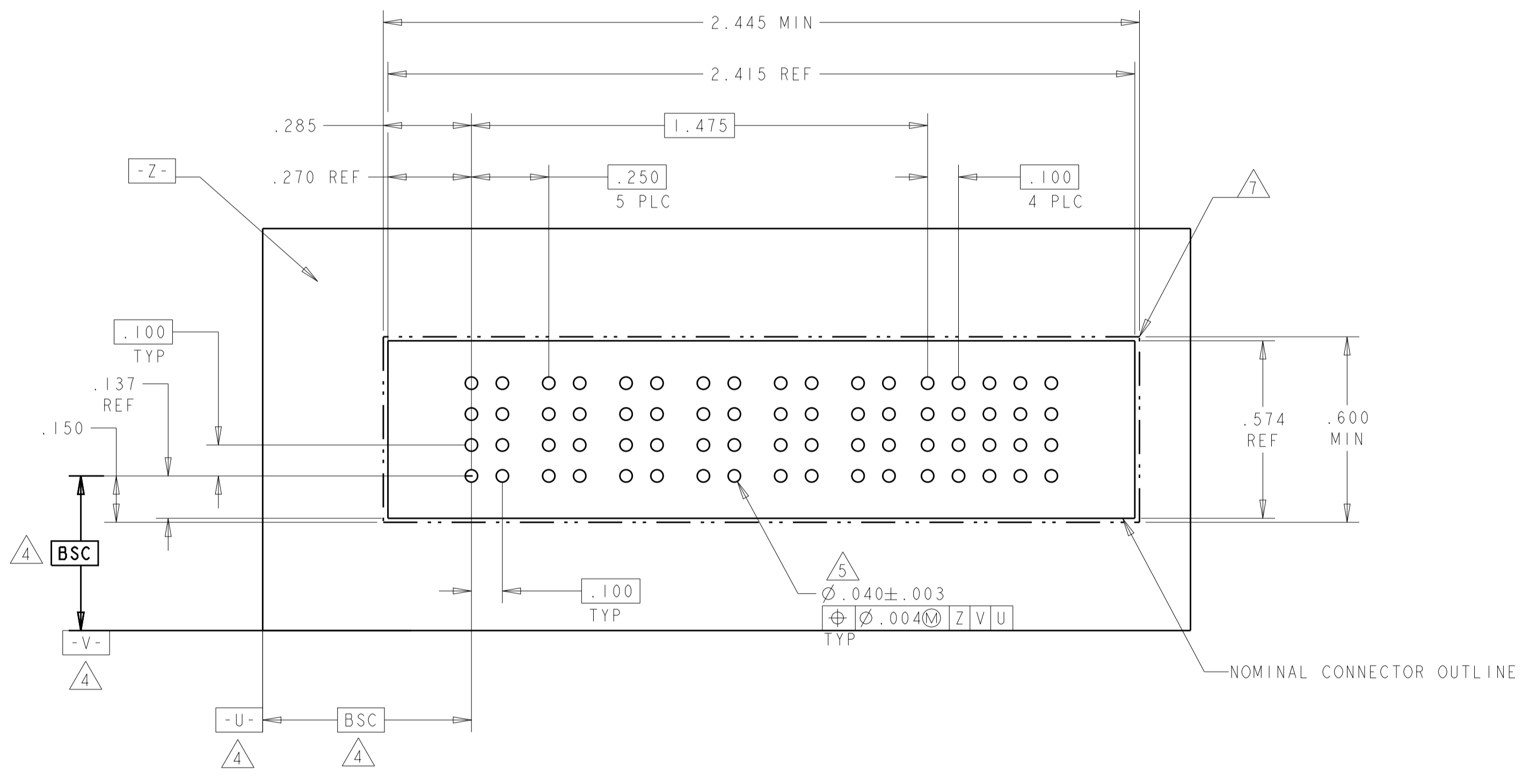
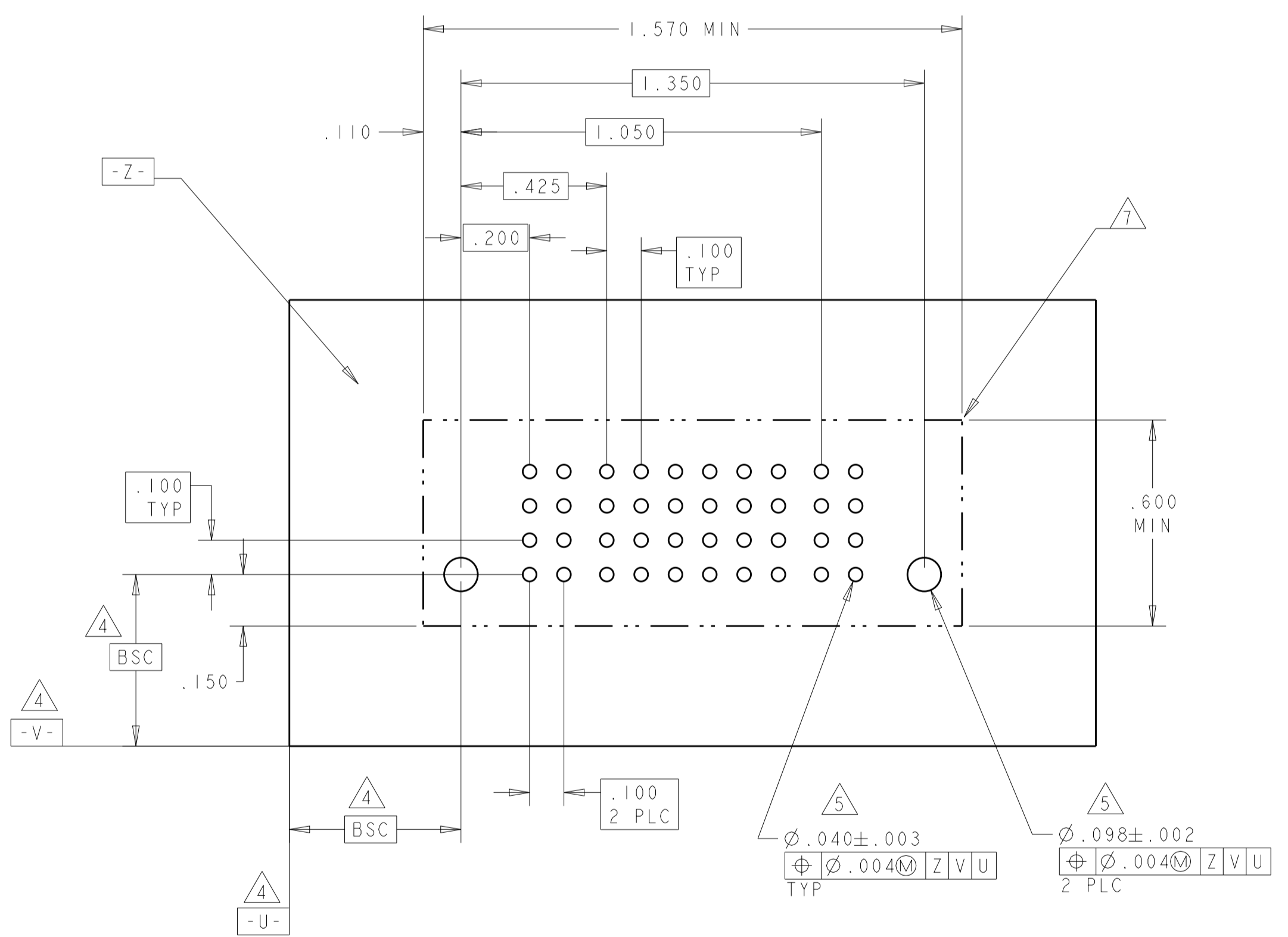
DIMENSIONS:	TOLERANCES UNLESS OTHERWISE SPECIFIED:	DWN	15NOV2007
INCHES	0 PLC ± .01	CHK	D. ZHU
	1 PLC ± .01	APP'D	S. ZHAO
	2 PLC ± .01	NAME	S. ZHAO
	3 PLC ± .01	PRODUCT SPEC	108-2292
	4 PLC ± .005	APPLICATION SPEC	114-13251
	5 PLC ± .002	WEIGHT	-
	ANGLES ± .020	Customer Drawing	SCALE
MATERIAL	FINISH	SIZE	CAGE CODE
-	-	A100779	C=6450820
		SHEET	5 OF 20
		REV	G8

TE Connectivity
 VERTICAL HEADER ASSEMBLY W/ SHORT END MODULES, PRESS FIT MULTI-BEAM XLE

LOC	DIST	REVISIONS			
P	LTN	DESCRIPTION	DATE	DMN	APVD
ES	00	SEE SHEET 1	-	-	-

PART NUMBER	ROWS	POWER	SIGNAL						POWER		
			P1	1	2	3	4	5		6	P2
6450820-2	D C B A	VM	HD	EV	EV	EV	EV	EV	EV	VM	HD
				EV	EV	EV	EV	EV	EV		
				EV	EV	EV	ES	EV	EV		
				EV	EV	EV	EV	EV	EV		
IP + 24S + IP											

PART NUMBER	ROWS	POWER						SIGNAL					
		P1	P2	P3	P4	P5	P6	1	2	3	4	5	
1-6450820-5	D C B A	VM	VM	VM	VM	VM	VM	EV	EV	EV	EV	EV	HD
								EV	EV	EV	EV	EV	
								EV	ES	EV	EV	EV	
								EV	EV	EV	EV	EV	
6P + 20S													



THIS DRAWING IS A CONTROLLED DOCUMENT. DWN: D.ZHU 15NOV2007
 CHK: S.ZHAO 15NOV2007

DIMENSIONS: INCHES. TOLERANCES UNLESS OTHERWISE SPECIFIED:
 0 PLC ±.01
 1 PLC ±.01
 2 PLC ±.01
 3 PLC ±.005
 4 PLC ±.002
 ANGLES ±.020

MATERIAL: FINISH: WEIGHT: SCALE: SHEET 6 OF 20 REV: G8

Customer Drawing

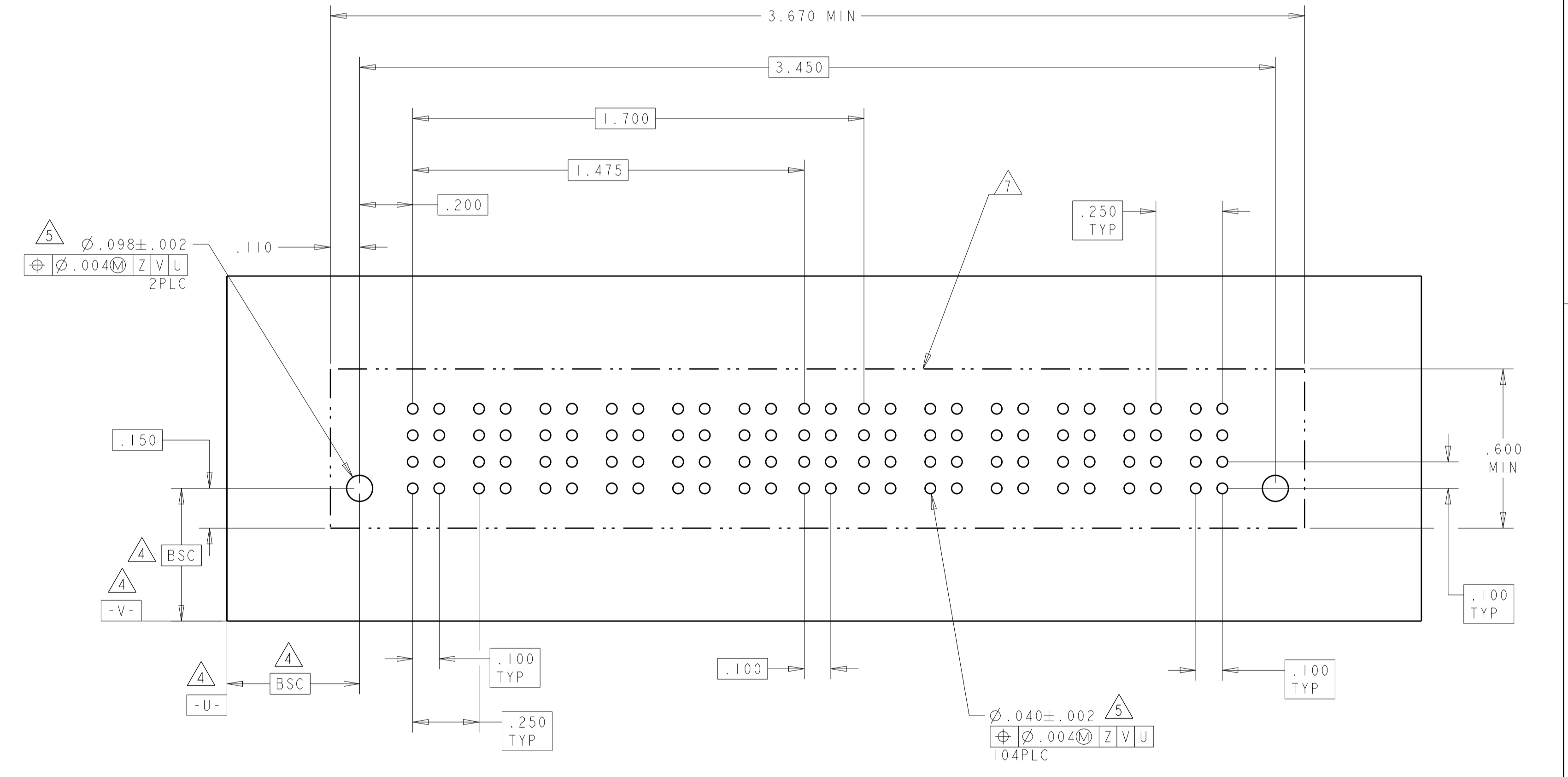
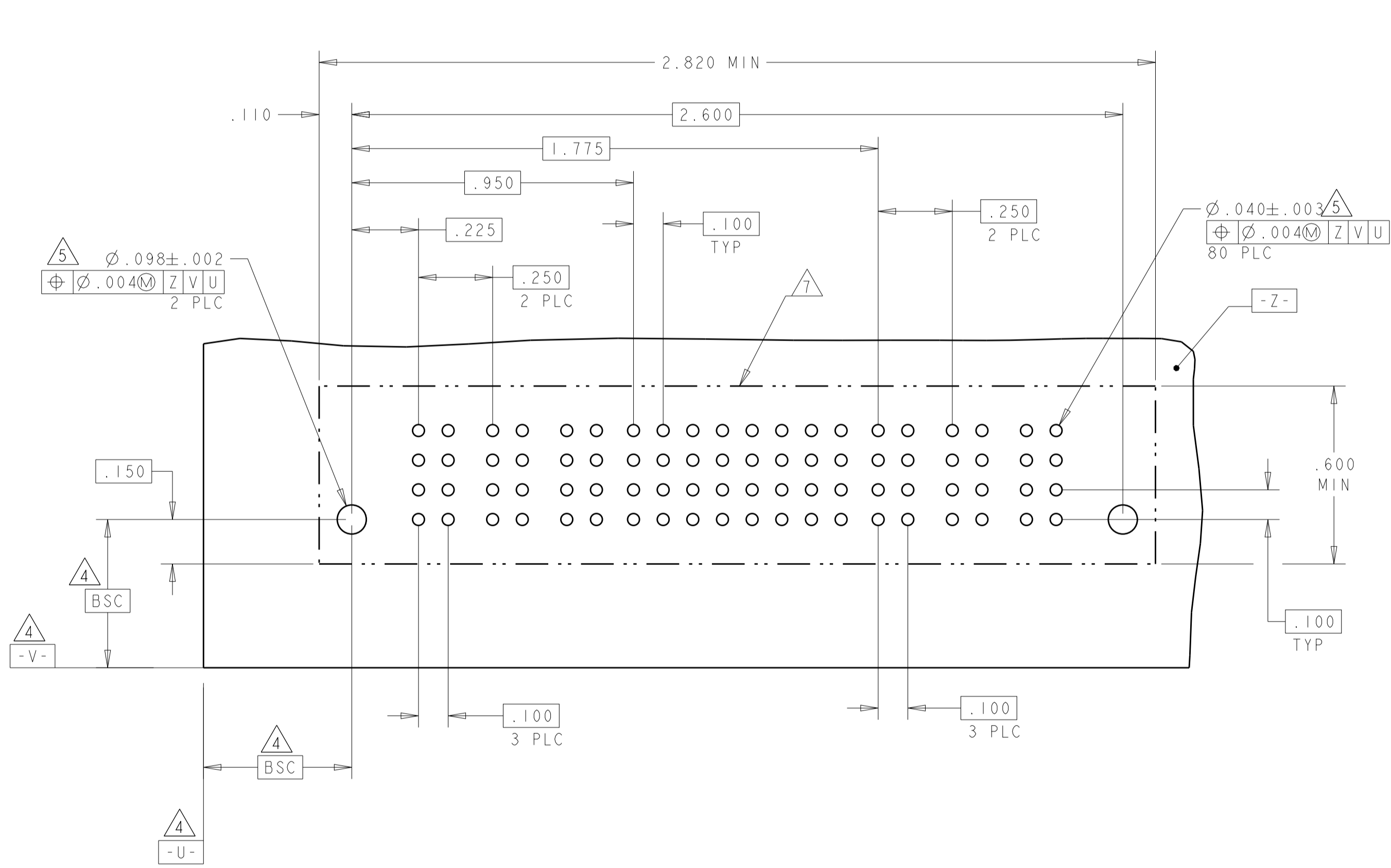
NAME: VERTICAL HEADER ASSEMBLY W/ SHORT END MODULES, PRESS FIT MULTI-BEAM XLE
 PRODUCT SPEC: 108-2292
 APPLICATION SPEC: 114-13251
 SIZE: A100779 C=6450820

TE Connectivity

LOC		DIST		REVISIONS			
ES	00	P	LTN	DESCRIPTION	DATE	DMN	APVD
-	-	-	-	SEE SHEET 1	-	-	-

PART NUMBER	ROWS	POWER			SIGNAL								POWER					
		P1	P2	P3	1	2	3	4	5	6	7	8	P4	P5	P6			
6450820-3	D C B A	VM	VM	VM	EV	EV	EV	EV	EV	EV	EV	EV	EV	EV	EV	EV		
					EV	EV	EV	EV	EV	EV	EV	EV	EV	EV	EV	EV	EV	
					EV	EV	EV	EV	EV	EV	EV	EV	EV	EV	EV	EV	EV	EV
					EV	EV	EV	EV	EV	EV	EV	EV	EV	EV	EV	EV	EV	EV
3P + 32S + 3P																		

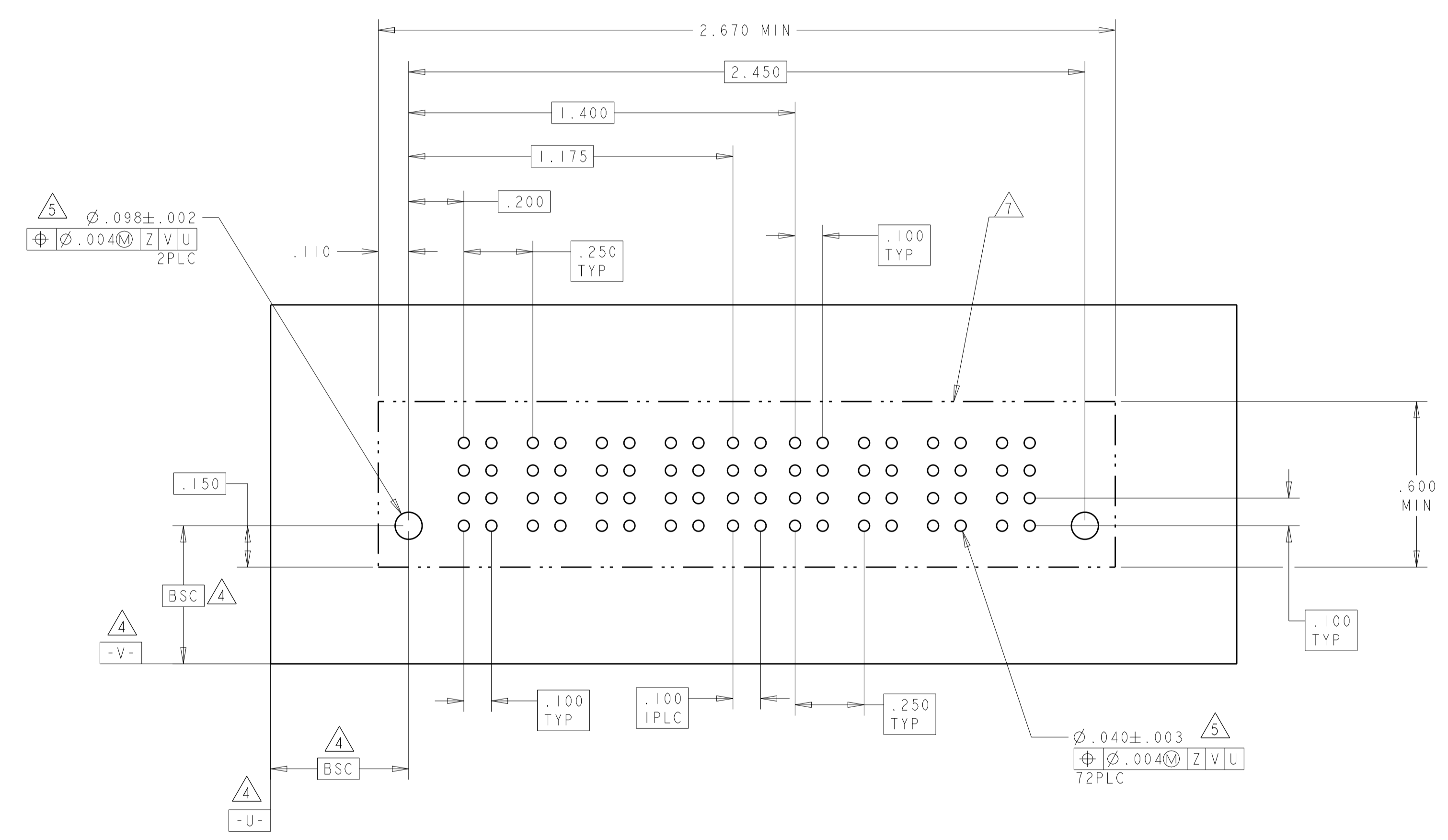
PART NUMBER	ROWS	POWER						SIGNAL		POWER					
		P1	P2	P3	P4	P5	P6	1	2	P7	P8	P9	P10	P11	P12
6450820-4	D C B A	VM	VM	VM	VM	VM	VM	EV	EV	EV	EV	EV	EV	EV	EV
								EV	EV	EV	EV	EV	EV	EV	EV
								EV	EV	EV	EV	EV	EV	EV	EV
								EV	EV	EV	EV	EV	EV	EV	EV
6P + 8S + 6P															



THIS DRAWING IS A CONTROLLED DOCUMENT.		DMN D. ZHU	15NOV2007	STE TE Connectivity
DIMENSIONS: INCHES		CHK S. ZHAO	15NOV2007	
TOLERANCES UNLESS OTHERWISE SPECIFIED:		APVD S. ZHAO	-	NAME VERTICAL HEADER ASSEMBLY W/ SHORT END MODULES, PRESS FIT MULTI-BEAM XLE
0 PLC ±		PRODUCT SPEC	108-2292	
1 PLC ±.01		APPLICATION SPEC	114-13251	
2 PLC ±.01 3 PLC ±.005 4 PLC ±.0020 ANGLES ±.020		SIZE CAGE CODE	DRAWING NO A100779	
MATERIAL	FINISH	WEIGHT	-	RESTRICTED TO
Customer Drawing		SCALE	-	SHEET 7 OF 20
		REV	G8	

LOC	DIST	REVISIONS			
P	LTN	DESCRIPTION	DATE	DMN	APVD
-	-	SEE SHEET 1	-	-	-

PART NUMBER	ROWS	HD	POWER				SIGNAL		POWER				HD
			P1	P2	P3	P4	1	2	P5	P6	P7	P8	
6450820-5	D C B A	HD	VM	VM	VM	VM	EV	EV	VM	VM	VM	VM	HD
4P + 8S + 4P													

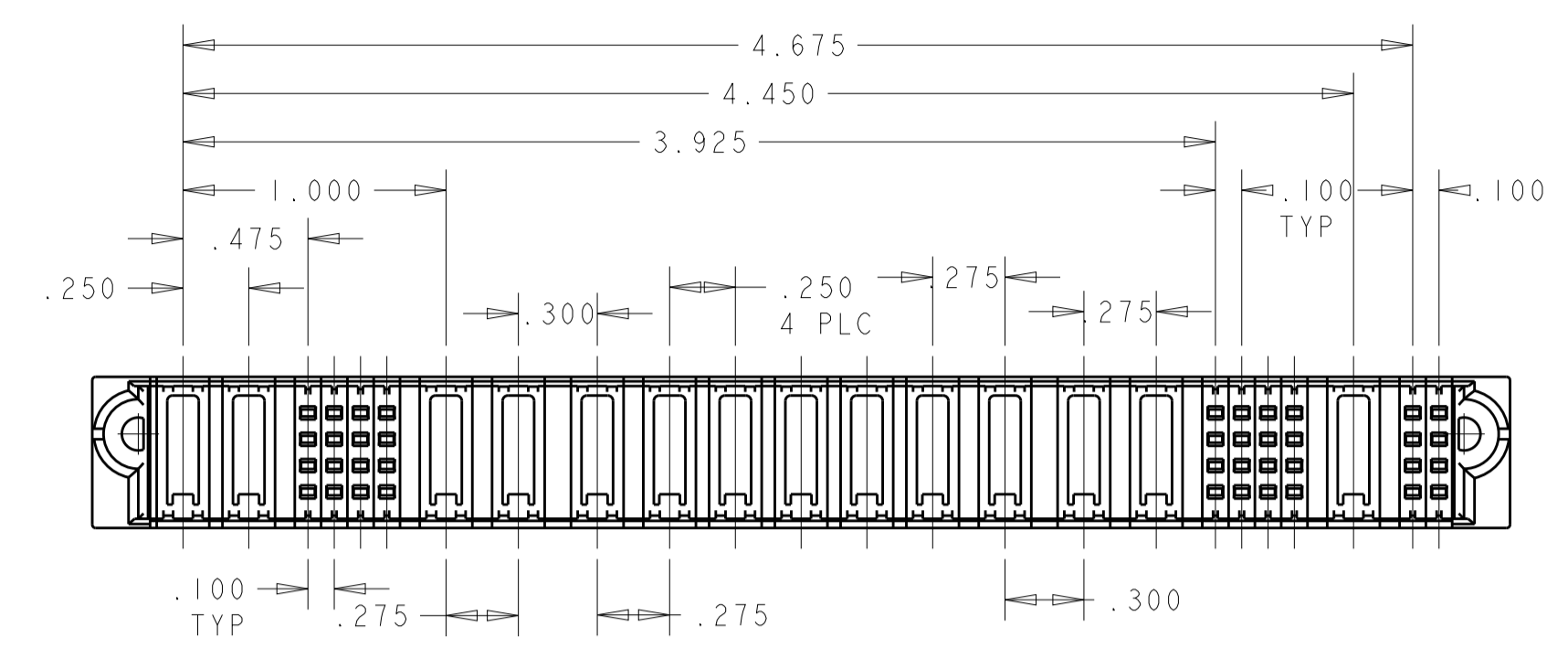


THIS DRAWING IS A CONTROLLED DOCUMENT.		DMN D. ZHU 15NOV2007	TE Connectivity
DIMENSIONS: INCHES		CHK S. ZHAO 15NOV2007	
		APVD S. ZHAO	NAME VERTICAL HEADER ASSEMBLY W/ SHORT END MODULES, PRESS FIT MULTI-BEAM XLE
TOLERANCES UNLESS OTHERWISE SPECIFIED:		PRODUCT SPEC	SIZE A100779
0 PLC ±.01		APPLICATION SPEC	CAGE CODE 6450820
2 PLC ±.01		114-13251	RESTRICTED TO
3 PLC ±.005		WEIGHT	Customer Drawing
4 PLC ±.0020		SCALE	SHEET 8 OF 20
ANGLES ±.2°		FINISH	REV G8

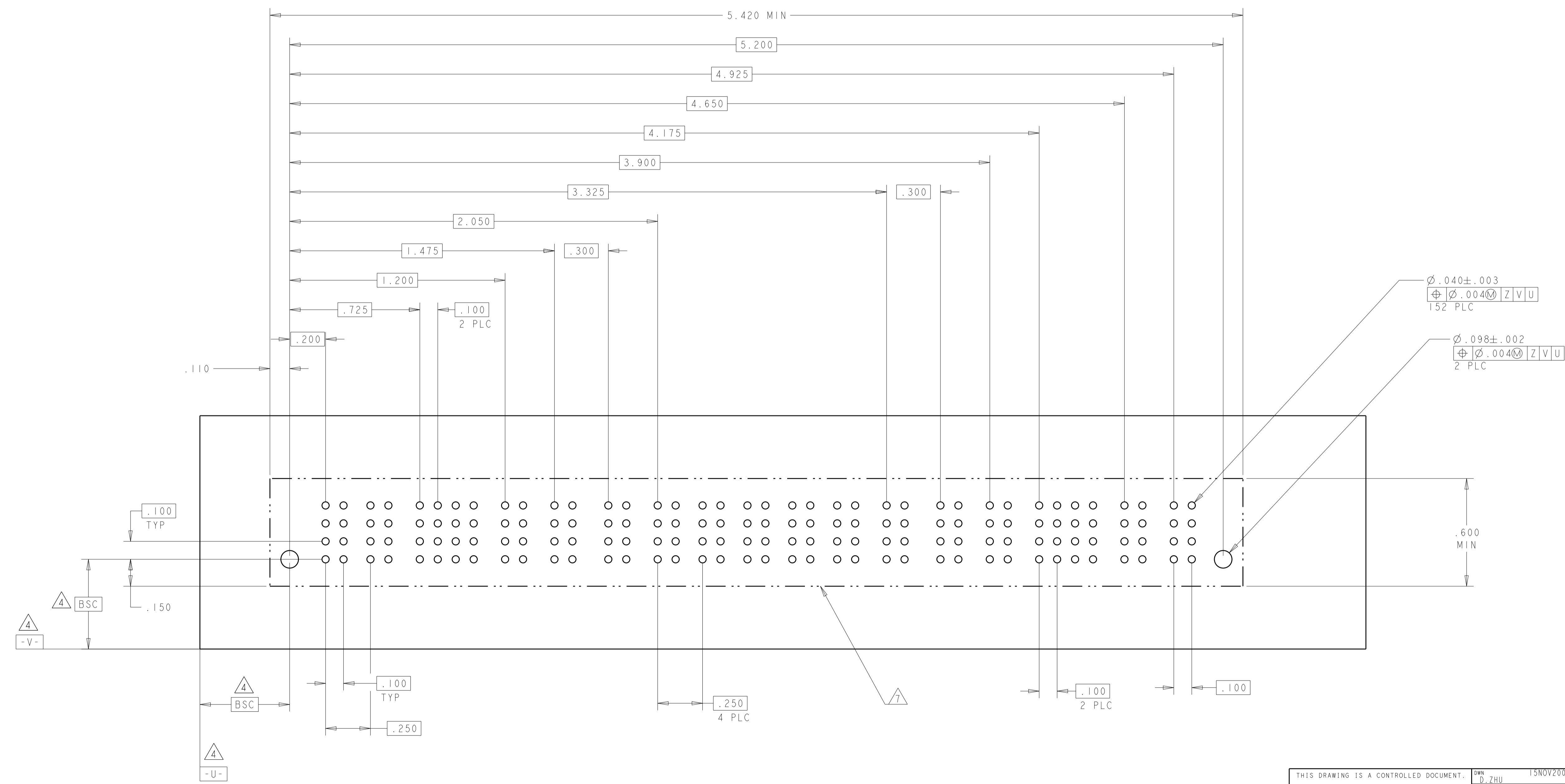
LOC		DIST		REVISIONS			
P	LTN	DATE	DMN	APVD	DESCRIPTION	DATE	DMN
-	-	-	-	-	SEE SHEET 1	-	-

PART NUMBER	ROWS	POWER		SIGNAL				POWER							SIGNAL				POWER	SIGNAL				
		P1	P2	1	2	3	4	P3	P4	P5	P6	P7	P8	P9	P10	P11	P12	P13	5	6	7	8	P14	9
6450820-6	D C B A	VM		EV	EV	EV	EV		VM	VM		VM	VM		VM	VM		EV	EV	EV	EV		EV	ES
2P+16S+1P+2ACP+5P+2ACP+1P+16S+1P+8S				ES	EV	EV	EV											EV	EV	EV	EV		EV	EV

NO CONTACTS LOADED



SCALE 3:2
6450820-6



THIS DRAWING IS A CONTROLLED DOCUMENT.		DMN: D. ZHU 15NOV2007	TE Connectivity
DIMENSIONS: INCHES		CHK: S. ZHAO 15NOV2007	
TOLERANCES UNLESS OTHERWISE SPECIFIED:		APVD: S. ZHAO	NAME: VERTICAL HEADER ASSEMBLY W/ SHORT END MODULES, PRESS FIT MULTI-BEAM XLE
0 PLC ±. 1 PLC ±.01 2 PLC ±.01 3 PLC ±.005 4 PLC ±.002 ANGLES ±.020		PRODUCT SPEC: 108-2292	SIZE: A100779
MATERIAL: -		APPLICATION SPEC: 114-13251	DRAWING NO: C=6450820
FINISH: -		WEIGHT: -	RESTRICTED TO: -
Customer Drawing		SCALE: -	SHEET 9 OF 20 REV: G8

LOC	DIST	REVISIONS			
P	LTN	DESCRIPTION	DATE	DMN	APVD
ES	00	- SEE SHEET 1	-	-	-

PART NUMBER	ROWS	HD	POWER		SIGNAL				POWER							SIGNAL				POWER	SIGNAL			HD			
			P1	P2	1	2	3	4	P3	P4	P5	P6	P7	P8	P9	P10	P11	P12	P13	5	6	7	8		P14	9	10
6450820-7	D C B A	HD	VM		EV	EV	EV	EV		VM	VM		VM		VM		VM		VM	VM		EV	EV	EV	EV	EV	ES
2P+16S+1P+2ACP+5P+2ACP+1P+16S+1P+8S					EV	EV	EV	EV														EV	EV	EV	EV	EV	EF
					EV	EV	EV	EV														EV	EV	EV	EV	EV	EV
					EV	EV	EV	EV														EV	EV	EV	EV	EV	EV

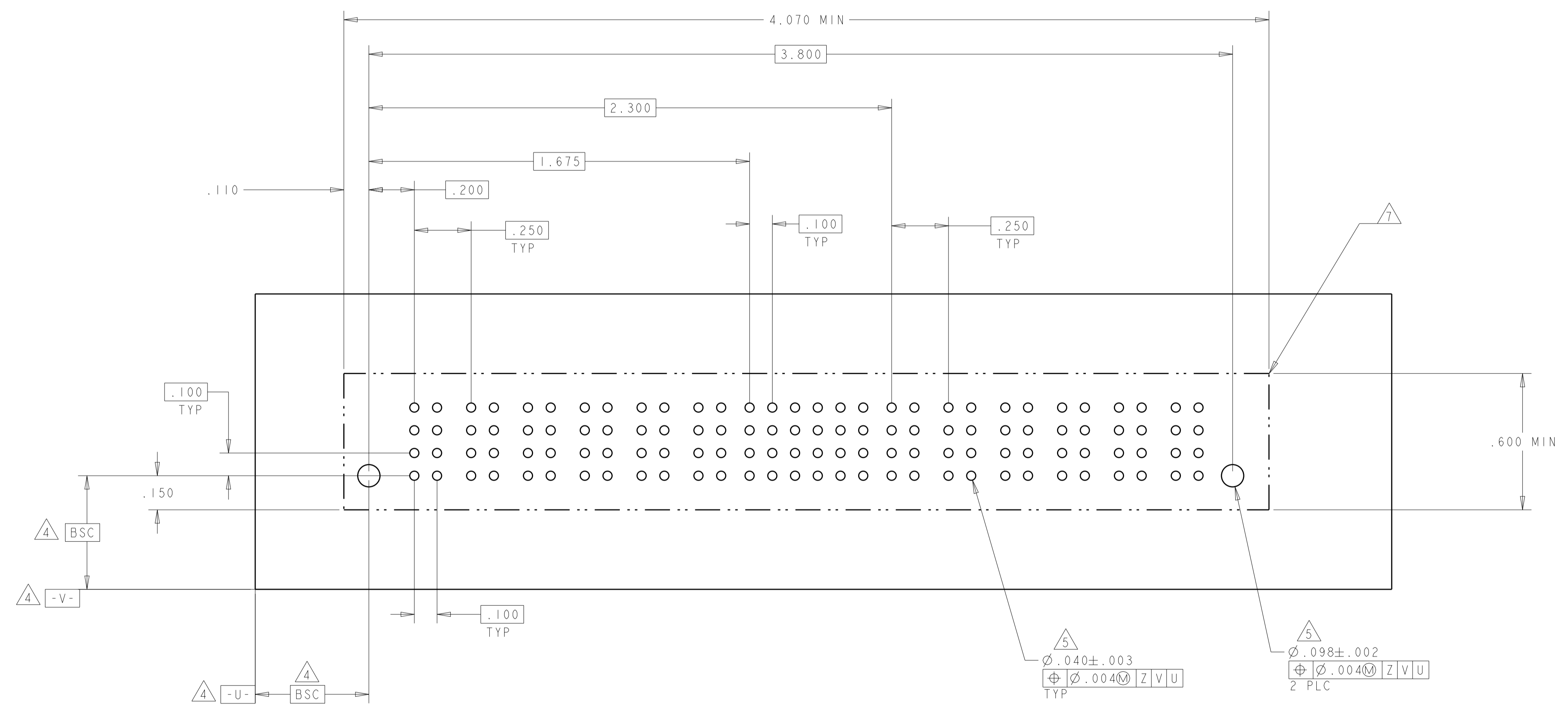
NO CONTACTS LOADED

THE PCB LAYOUT IS THE SAME AS 6450820-6.
 PLEASE SEE 6450820-6 FOR DETAIL DIM.

THIS DRAWING IS A CONTROLLED DOCUMENT.		DMN D. ZHU CHK S. ZHAO APVD S. ZHAO	15NOV2007 15NOV2007	STE TE Connectivity
DIMENSIONS: INCHES	TOLERANCES UNLESS OTHERWISE SPECIFIED:	NAME VERTICAL HEADER ASSEMBLY W/ SHORT END MODULES, PRESS FIT MULTI-BEAM XLE		
	0 PLC ±	PRODUCT SPEC	SIZE	RESTRICTED TO
	1 PLC ±.01	108-2292	A100779	
	2 PLC ±.01	APPLICATION SPEC	CAGE CODE	REV
	3 PLC ±.005	114-13251	6450820	
	4 PLC ±.0020	WEIGHT	SCALE	SHEET 10 OF 20
	ANGLES ±.2°	Customer Drawing	REV G8	

LOC	DIST	REVISIONS			
ES	00	REV	DATE	BY	APPD
-	-	SEE SHEET 1	-	-	-

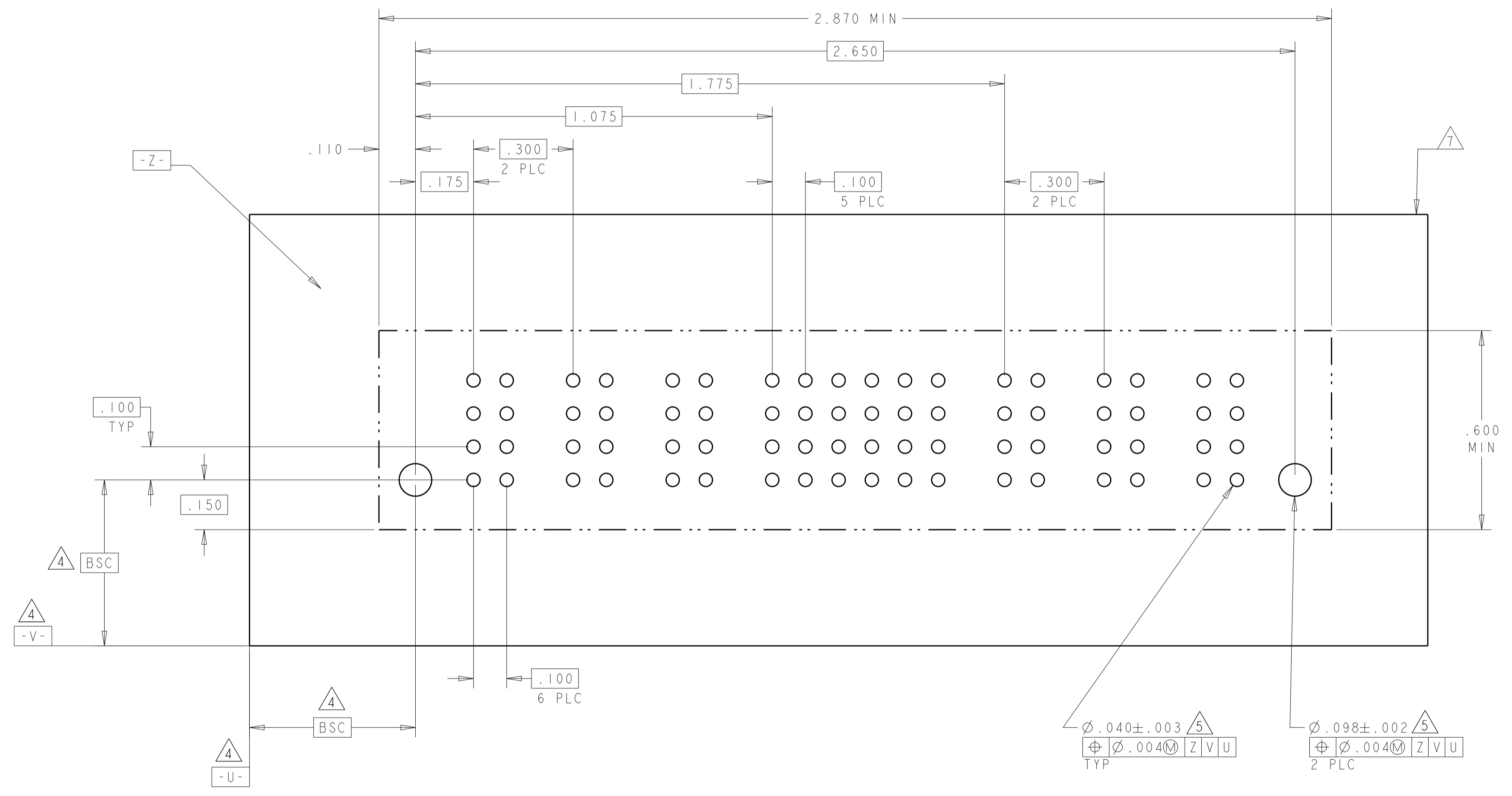
PART NUMBER	ROWS		POWER						SIGNAL						POWER											
			P1	P2	P3	P4	P5	P6	1	2	3	4	5	6	P7	P8	P9	P10	P11	P12						
1-6450820-1	D C B A	HD	VM	VM	VM	VM	VM	VM	EV	EV	EV	EV	EV	EV	VM	VM	VM	VM	VM	VM	HD					
			VM	VM	VM	VM	VM	VM	EV	EV	EV	EV	EV	EV	VM	VM	VM	VM	VM	VM						
			VM	VM	VM	VM	VM	VM	EV	EV	EV	EV	EV	EV	VM	VM	VM	VM	VM	VM						
			VM	VM	VM	VM	VM	VM	ES	EV	EV	EV	EV	EV	VM	VM	VM	VM	VM	VM						
6P + 24S + 6P																										



THIS DRAWING IS A CONTROLLED DOCUMENT.		OWN: D. ZHU 15NOV2007	TE Connectivity
DIMENSIONS: INCHES		CHK: S. ZHAO 15NOV2007	
DIMENSIONS: INCHES 0 PLC ±. 1 PLC ±.01 2 PLC ±.01 3 PLC ±.005 4 PLC ±.0020 ANGLES ±.7°		APVD: S. ZHAO PRODUCT SPEC: 108-2292 APPLICATION SPEC: 114-13251 WEIGHT: -	NAME: VERTICAL HEADER ASSEMBLY W/ SHORT END MODULES, PRESS FIT MULTI-BEAM XLE SIZE: A1 CAGE CODE: 100779 DRAWING NO: 6450820 RESTRICTED TO: -
MATERIAL: -		Customer Drawing	SCALE: - SHEET 12 OF 20 REV: G8

LOC		DIST		REVISIONS			
ES	00	P	LTN	DESCRIPTION	DATE	DWN	APVD
		-		SEE SHEET 1	-	-	-

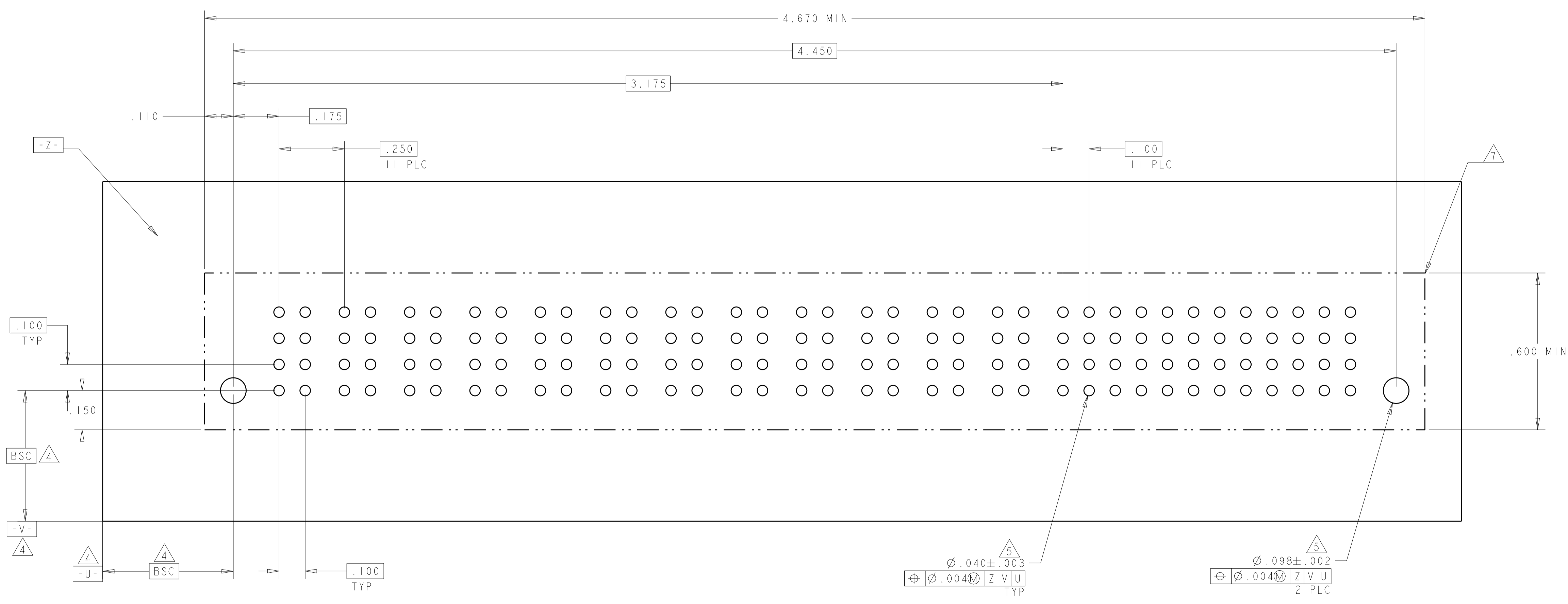
PART NUMBER	ROWS	POWER			SIGNAL						POWER		
		P1	P2	P3	1	2	3	4	5	6	P4	P5	P6
1-6450820-3	D	VM	VM	VM	EV	EV	EV	EV	EV	EV	VM	VM	VM
	C				EV	EV	EV	EV	EV	EV			
	B				EV	EV	EV	EV	EV	EV			
	A				EV	EV	EV	EV	EV	EV			
3ACP + 24S + 3ACP													



THIS DRAWING IS A CONTROLLED DOCUMENT.		DWN: D. ZHU 15NOV2007	
DIMENSIONS: INCHES		CHK: S. ZHAO 15NOV2007	
TOLERANCES UNLESS OTHERWISE SPECIFIED: 0 PLC ±. 1 PLC ±.01 2 PLC ±.01 3 PLC ±.005 4 PLC ±.0020 ANGLES ±.2°		APVD: S. ZHAO	NAME: VERTICAL HEADER ASSEMBLY W/ SHORT END MODULES, PRESS FIT MULTI-BEAM XLE
MATERIAL: -		PRODUCT SPEC: 108-2292	SIZE: A100779
FINISH: -		APPLICATION SPEC: 114-13251	DRAWING NO: C=6450820
		WEIGHT: -	RESTRICTED TO: -
		Customer Drawing	SCALE: - SHEET 13 OF 20 REV: G8

LOC		DIST		REVISIONS			
ES	00	P	LTH	DESCRIPTION	DATE	DMN	APVD
		-		SEE SHEET 1			

PART NUMBER	ROWS	POWER												SIGNAL											
		P1	P2	P3	P4	P5	P6	P7	P8	P9	P10	P11	P12	1	2	3	4	5	6	7	8	9	10	11	12
1-6450820-7	D	VM	VM	VM	VM	VM	VM	VM	VM	VM	VM	VM	VM	EV	EV	EV	EV	EV	EV	EV	EV	EV	EV	EV	EV
	C	VM	VM	VM	VM	VM	VM	VM	VM	VM	VM	VM	VM	EV	EV	EV	EV	EV	EV	EV	EV	EV	EV	EV	EV
	B	VM	VM	VM	VM	VM	VM	VM	VM	VM	VM	VM	VM	EV	EV	EV	EV	EV	EV	EV	EV	EV	EV	EV	EV
	A	VM	VM	VM	VM	VM	VM	VM	VM	VM	VM	VM	VM	EV	EV	EV	EV	EV	EV	EV	EV	EV	EV	EV	EV
12P + 48S																									



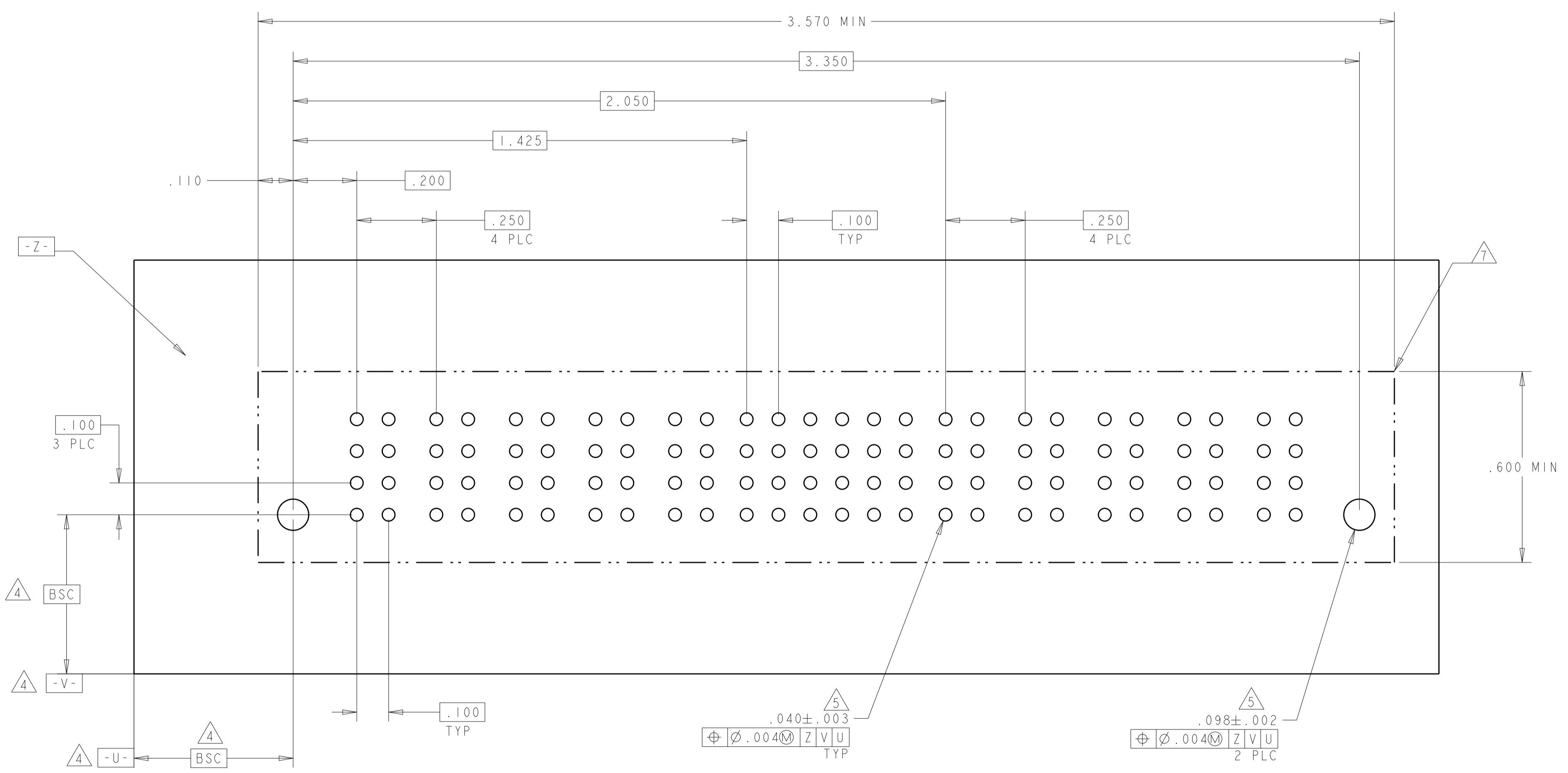
THIS DRAWING IS A CONTROLLED DOCUMENT.

DIMENSIONS: INCHES	TOLERANCES UNLESS OTHERWISE SPECIFIED:	DMN D. ZHU CHK S. ZHAO APVD S. ZHAO	15NOV2007 15NOV2007
	0 PLC ±. 1 PLC ±.01 2 PLC ±.01 3 PLC ±.005 4 PLC ±.0020 ANGLES ±.7°	NAME VERTICAL HEADER ASSEMBLY W/ SHORT END MODULES, PRESS FIT MULTI-BEAM XLE	PRODUCT SPEC 108-2292 APPLICATION SPEC 114-13251
MATERIAL	FINISH	SIZE A100779	RESTRICTED TO
		WEIGHT Customer Drawing	SCALE SHEET 14 OF 20

TE Connectivity

LOC	DIST	REVISIONS			
ES	00	REV	DATE	BY	APPD
-	-	SEE SHEET 1	-	-	-

PART NUMBER	ROWS	POWER					SIGNAL						POWER				
		P1	P2	P3	P4	P5	1	2	3	4	5	6	P6	P7	P8	P9	P10
1-6450820-9	D C B A	VM	VM	VM	VM	VM	EV	EV	EV	EV	EV	EV	VM	VM	VM	VM	VM
							EV	EV	EV	EV	EV	EV					
							EV	EV	EV	EV	EV	EV					
							EV	EV	EV	EV	EV	EV					
5P + 24S + 5P																	

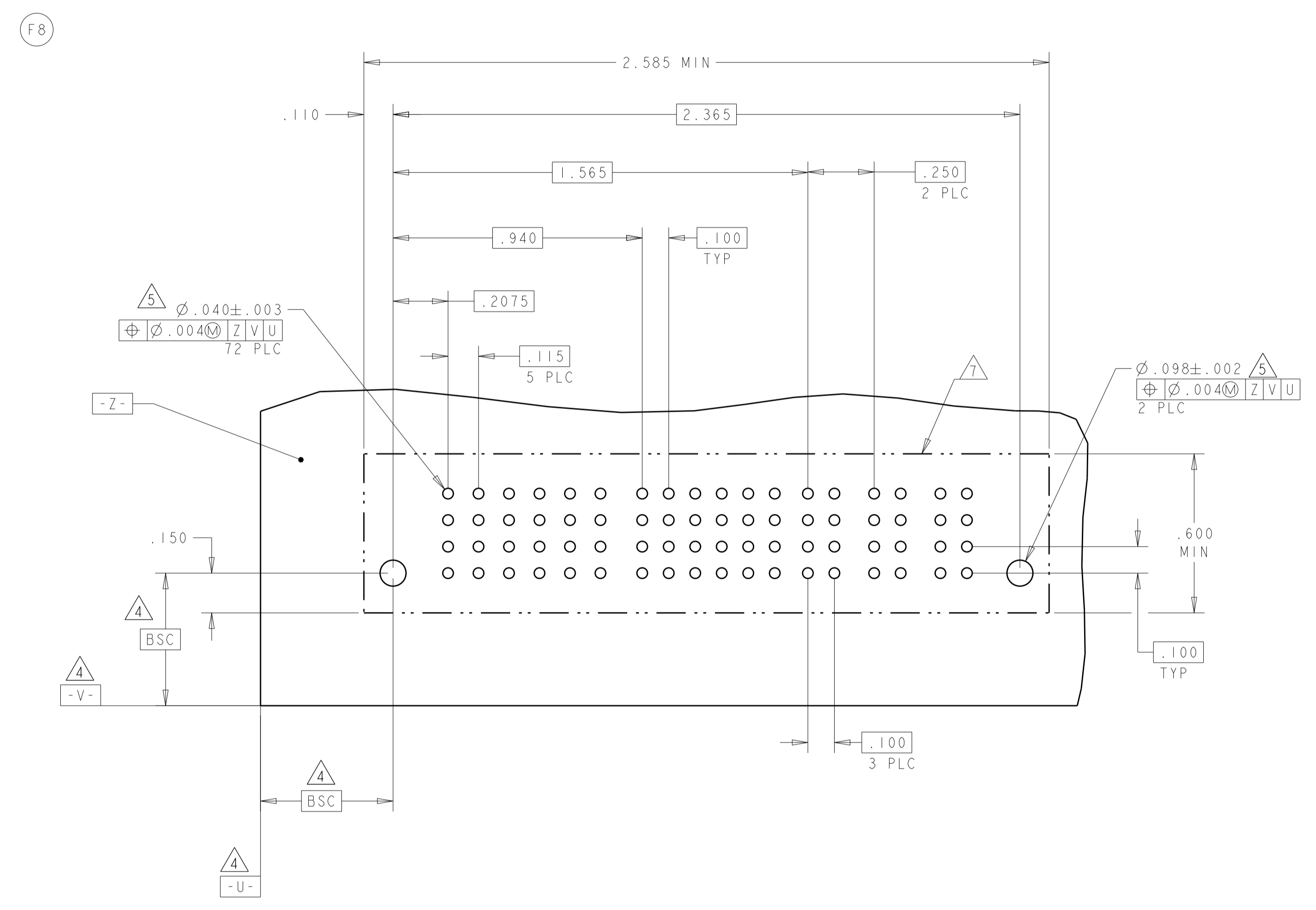
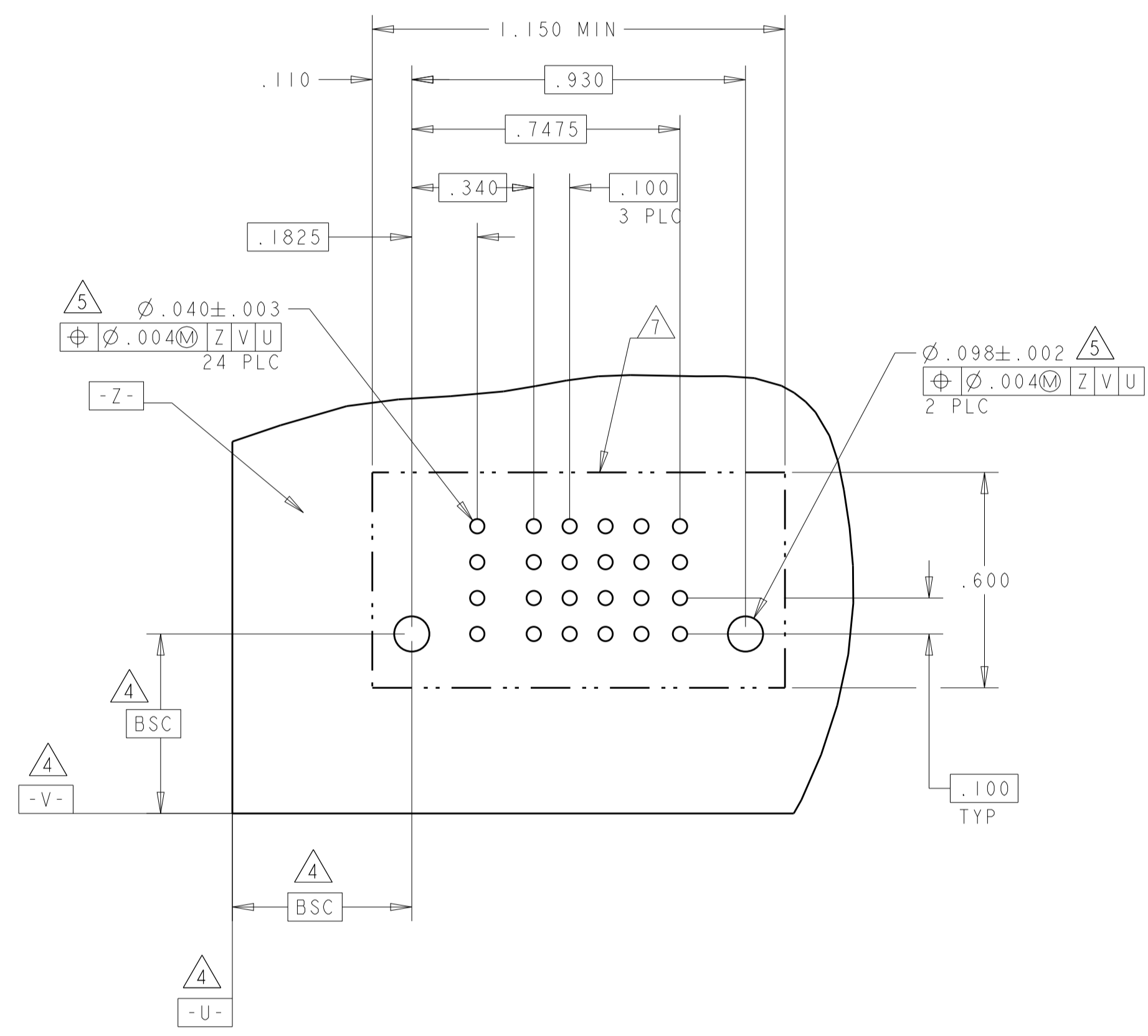


THIS DRAWING IS A CONTROLLED DOCUMENT.		OWN: D. ZHU 15NOV2007	TE Connectivity
DIMENSIONS: INCHES		CHK: S. ZHAO 15NOV2007	
TOLERANCES UNLESS OTHERWISE SPECIFIED:		APVD: S. ZHAO	NAME: VERTICAL HEADER ASSEMBLY W/ SHORT END MODULES, PRESS FIT MULTI-BEAM XLE
0 PLC ±	1 PLC ±.01	PRODUCT SPEC: 108-2292	SIZE: 114-13251
2 PLC ±.01	3 PLC ±.005	APPLICATION SPEC:	RESTRICTED TO: A100779C=6450820
4 PLC ±.0020	ANGLES ±.2°	WEIGHT: -	SCALE: - SHEET 16 OF 20 REV: G8
MATERIAL: -	FINISH: -	Customer Drawing	

LOC	DIST	REVISIONS			
P	LTN	DESCRIPTION	DATE	DMN	APVD
ES	00	SEE SHEET 1			

PART NUMBER	ROWS	HD	POWER		SIGNAL				POWER		HD
			LP1	LP2	1	2	3	4	LP2	LP1	
2-6450820-0	D C B A		LZ	LZ	EV	EV	EV	EV	EV	EV	
1LP + 16S + 1LP											

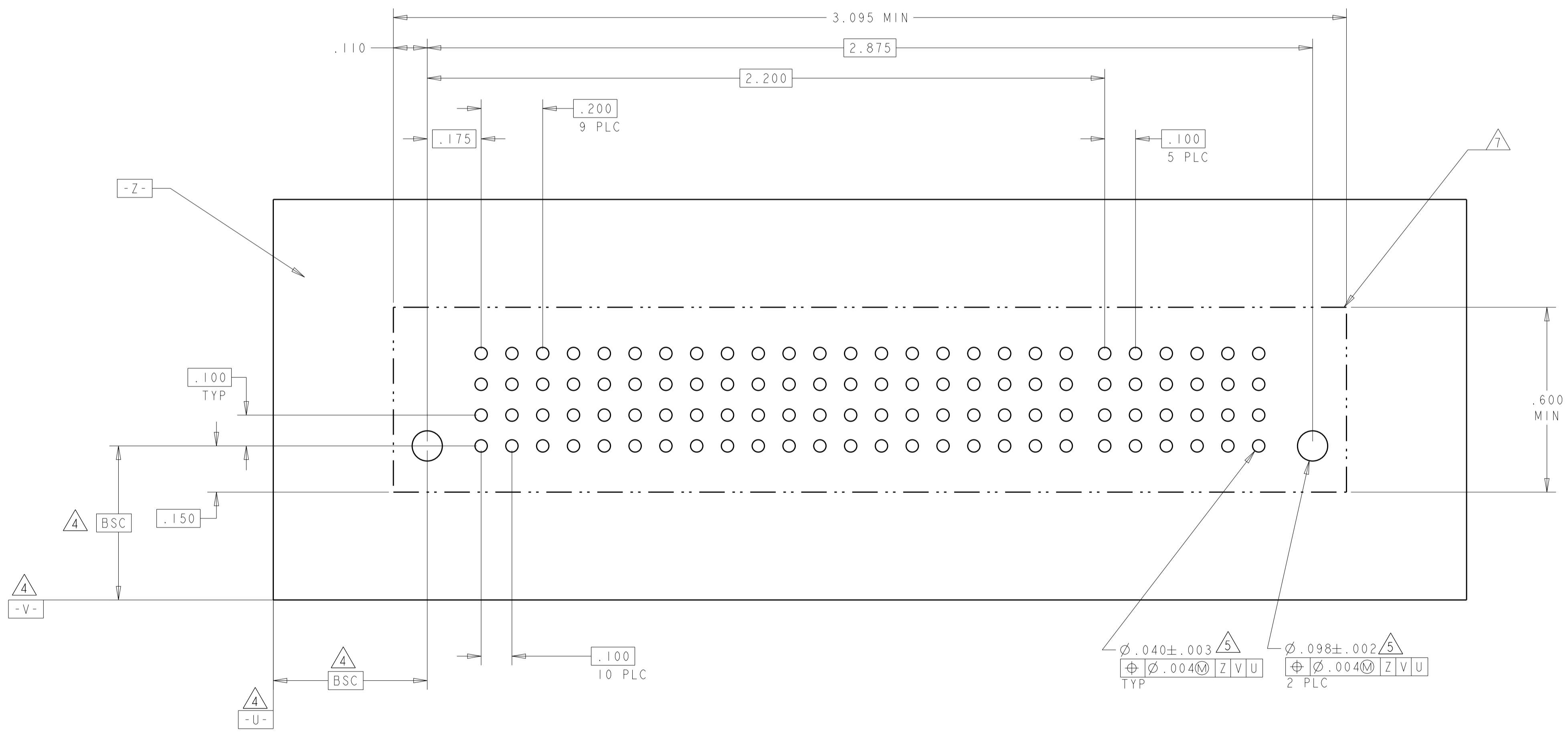
PART NUMBER	ROWS	HD	LOW POWER						SIGNAL						POWER			HD					
			LP1	LP2	LP3	LP4	LP5	LP6	1	2	3	4	5	6	P1	P2	P3						
2-6450820-1	D C B A		LZ	LZ	LZ	LZ	LZ	LZ	EV	EV	EV	EV	EV	EV	EV	EV	EV	EV	EV	VM	VM	VM	
6LP + 24S + 3P																							



THIS DRAWING IS A CONTROLLED DOCUMENT.		DMN D. ZHU 15NOV2007															
DIMENSIONS: INCHES		CHK S. ZHAO 15NOV2007															
TOLERANCES UNLESS OTHERWISE SPECIFIED:		APVD S. ZHAO	NAME VERTICAL HEADER ASSEMBLY W/ SHORT END MODULES, PRESS FIT MULTI-BEAM XLE														
<table border="1"> <tr><td>0 PLC</td><td>±</td></tr> <tr><td>1 PLC</td><td>±.01</td></tr> <tr><td>2 PLC</td><td>±.01</td></tr> <tr><td>3 PLC</td><td>±.005</td></tr> <tr><td>4 PLC</td><td>±.0020</td></tr> <tr><td>ANGLES</td><td>±.020</td></tr> <tr><td>FINISH</td><td>±.020</td></tr> </table>		0 PLC	±	1 PLC	±.01	2 PLC	±.01	3 PLC	±.005	4 PLC	±.0020	ANGLES	±.020	FINISH	±.020	PRODUCT SPEC 108-2292	SIZE A100779
0 PLC	±																
1 PLC	±.01																
2 PLC	±.01																
3 PLC	±.005																
4 PLC	±.0020																
ANGLES	±.020																
FINISH	±.020																
MATERIAL		APPLICATION SPEC 114-13251	RESTRICTED TO														
		WEIGHT	SCALE														
		Customer Drawing	SHEET 17 OF 20														
			REV G8														

LOC	DIST	REVISIONS					
		P	LTN	DESCRIPTION	DATE	DMN	APVD
ES	00	-	-	SEE SHEET 1	-	-	-

PART NUMBER	ROWS	POWER										SIGNAL					
		P1	P2	P3	P4	P5	P6	P7	P8	P9	P10	1	2	3	4	5	6
2-6450820-3	D	VM	VM	VM	VM	VM	VM	VM	VM	VM	VM	EV	EV	EV	EV	EV	EV
	C											EV	EV	EV	EV	EV	EV
	B											EV	EV	EV	EV	EV	EV
	A											EV	EV	EV	EV	EV	EV
10HDP + 24S		HD											HD				



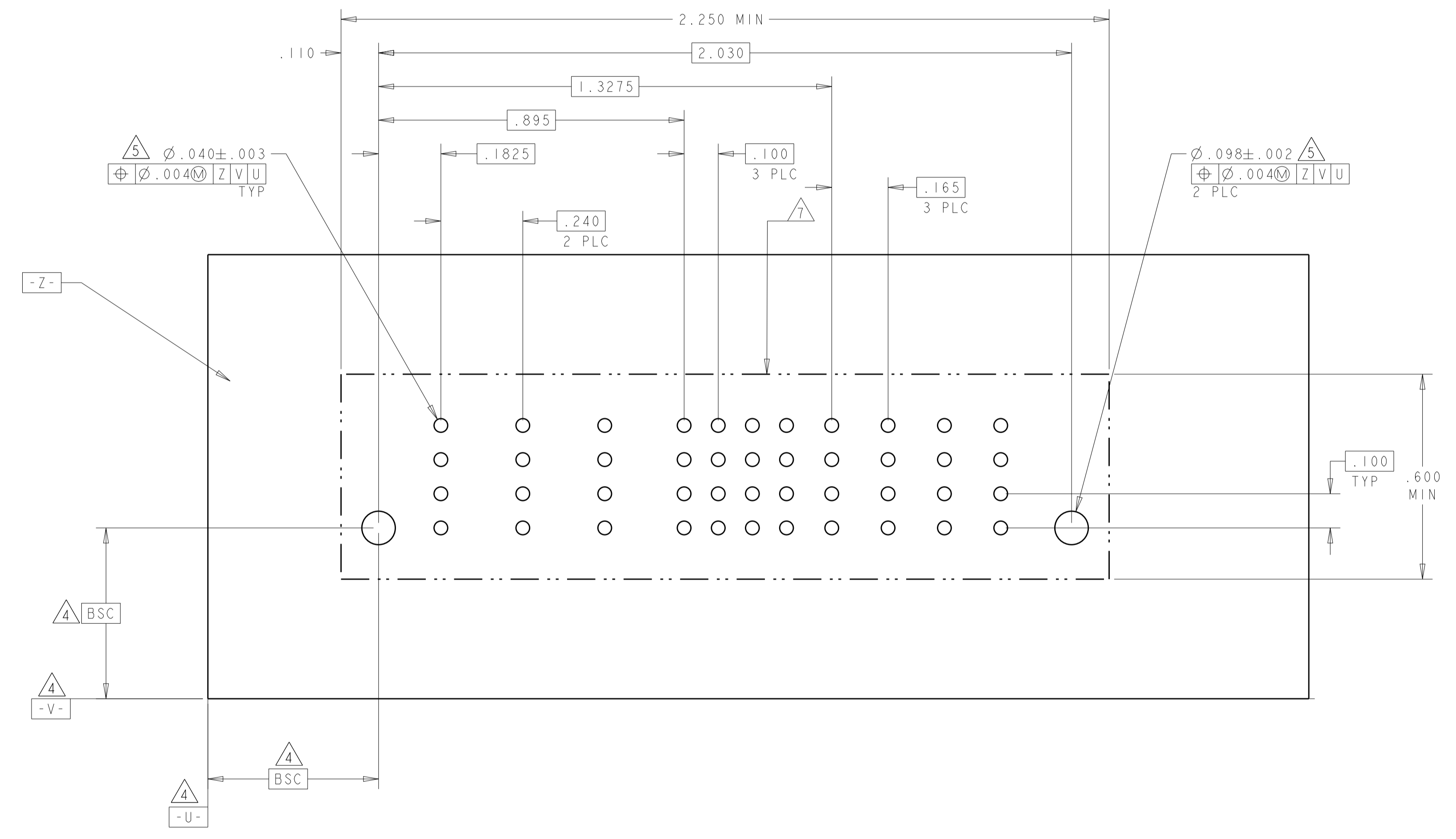
THIS DRAWING IS A CONTROLLED DOCUMENT.

DIMENSIONS: INCHES	TOLERANCES UNLESS OTHERWISE SPECIFIED: 0 PLC ±. 1 PLC ±.01 2 PLC ±.01 3 PLC ±.005 4 PLC ±.0020 ANGLES ±7°	DMN D. ZHU 15NOV2007 CHK S. ZHAO 15NOV2007 APVD S. ZHAO	NAME VERTICAL HEADER ASSEMBLY W/ SHORT END MODULES, PRESS FIT MULTI-BEAM XLE
MATERIAL	FINISH	PRODUCT SPEC 108-2292 APPLICATION SPEC 114-13251 WEIGHT	SIZE CAGE CODE DRAWING NO A100779C=6450820
Customer Drawing		SCALE	SHEET 19 OF 20 REV G8

4805 (3/11)

LOC	DIST	REVISIONS					
		P	LTN	DESCRIPTION	DATE	DWN	APVD
ES	00	-	-	SEE SHEET 1	-	-	-

PART NUMBER	ROWS	HD	POWER			SIGNAL				POWER				HD
			LP1	LP2	LP3	1	2	3	4	LP4	LP5	LP6	LP7	
2-6450820-5	D	C B A	LZ	LZ	LZF	EV	EV	EV	ES	LZ	LZ	LZ	LZ	
	EV					EV	EV	EV						
	EV					EV	EV	EV						
	EV					EV	EV	EV						
3LP + 16S + 4LP														



THIS DRAWING IS A CONTROLLED DOCUMENT.

DIMENSIONS: INCHES	TOLERANCES UNLESS OTHERWISE SPECIFIED:	DWN D. ZHU 15NOV2007	CHK S. ZHAO 15NOV2007	TE Connectivity	
	0 PLC ±. 1 PLC ±. 2 PLC ±.01 3 PLC ±.005 4 PLC ±.0020 ANGLES ±7°	APVD S. ZHAO	NAME VERTICAL HEADER ASSEMBLY W/ SHORT END MODULES, PRESS FIT MULTI-BEAM XLE	PRODUCT SPEC 108-2292	APPLICATION SPEC
MATERIAL	FINISH	SIZE 114-13251	WEIGHT	RESTRICTED TO	SCALE
		Customer Drawing	SCALE	SHEET 20 OF 20	REV G8

Компания «Life Electronics» занимается поставками электронных компонентов импортного и отечественного производства от производителей и со складов крупных дистрибьюторов Европы, Америки и Азии.

С конца 2013 года компания активно расширяет линейку поставок компонентов по направлению коаксиальный кабель, кварцевые генераторы и конденсаторы (керамические, пленочные, электролитические), за счёт заключения дистрибьюторских договоров

Мы предлагаем:

- Конкурентоспособные цены и скидки постоянным клиентам.
- Специальные условия для постоянных клиентов.
- Подбор аналогов.
- Поставку компонентов в любых объемах, удовлетворяющих вашим потребностям.
- Приемлемые сроки поставки, возможна ускоренная поставка.
- Доставку товара в любую точку России и стран СНГ.
- Комплексную поставку.
- Работу по проектам и поставку образцов.
- Формирование склада под заказчика.
- Сертификаты соответствия на поставляемую продукцию (по желанию клиента).
- Тестирование поставляемой продукции.
- Поставку компонентов, требующих военную и космическую приемку.
- Входной контроль качества.
- Наличие сертификата ISO.

В составе нашей компании организован Конструкторский отдел, призванный помогать разработчикам, и инженерам.

Конструкторский отдел помогает осуществить:

- Регистрацию проекта у производителя компонентов.
- Техническую поддержку проекта.
- Защиту от снятия компонента с производства.
- Оценку стоимости проекта по компонентам.
- Изготовление тестовой платы монтаж и пусконаладочные работы.



Тел: +7 (812) 336 43 04 (многоканальный)
Email: org@lifeelectronics.ru