

PROTECTION PRODUCTS - Z-Pak™

Description

μ Clamp[®] TVS diodes are designed to protect sensitive electronics from damage or latch-up due to ESD. They are designed to replace 0201 size multilayer varistors (MLVs) in portable applications such as cell phones, notebook computers, and other portable electronics. They feature large cross-sectional area junctions for conducting high transient currents. These devices offer desirable characteristics for board level protection including fast response time, low operating and clamping voltage, and no device degradation.

μ Clamp[®]3311Z is constructed using Semtech's proprietary EPD process technology. The EPD process provides low standoff voltages with significant reductions in leakage currents and capacitance over silicon-avalanche diode processes. They feature a true operating voltage of 3.3 volts for superior protection when compared to traditional pn junction devices.

μ Clamp3311Z is in a 2-pin SLP0603P2X3A package. It measures 0.6 x 0.3 mm with a nominal height of only 0.25mm. Leads are finished with lead-free NiAu. Each device will protect one line operating at 3.3 volts. It gives the designer the flexibility to protect single lines in applications where arrays are not practical. The combination of small size and high ESD surge capability makes them ideal for use in portable applications such as cellular phones, digital cameras, and MP3 players.

Features

- ◆ High ESD withstand Voltage: **+/-14kV** (Contact) and **+/- 16kV** (Air) per **IEC 61000-4-2**
- ◆ Able to withstand over 1000 ESD strikes per IEC 61000-4-2 Level 4
- ◆ Ultra-small **0201 package**
- ◆ Protects one data line
- ◆ Low reverse current: <10nA typical (VR=5V)
- ◆ Working voltage: +/- 3.3V
- ◆ Low capacitance: 6pF typical
- ◆ Extremely low dynamic resistance: 0.21 Ohms (Typ)
- ◆ Solid-state silicon-avalanche technology

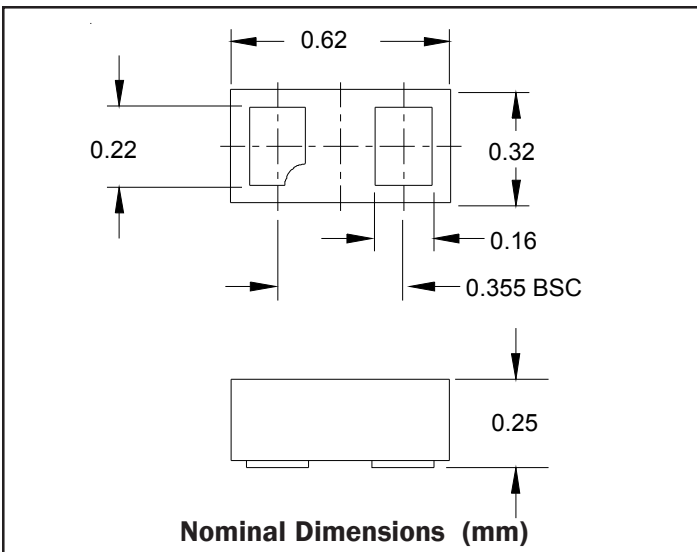
Mechanical Characteristics

- ◆ SLP0603P2X3A package
- ◆ Pb-Free, Halogen Free, RoHS/WEEE Compliant
- ◆ Nominal Dimensions: 0.6 x 0.3 x 0.25 mm
- ◆ Lead Finish: NiAu
- ◆ Marking : Marking code
- ◆ Packaging : Tape and Reel

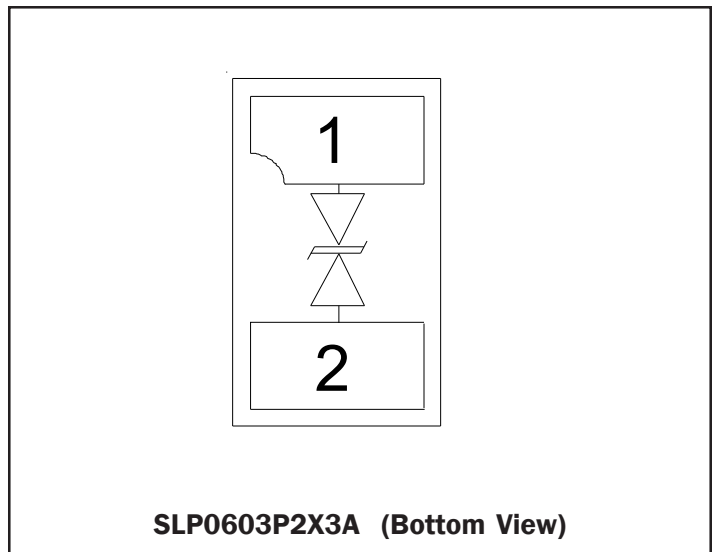
Applications

- ◆ Cellular Handsets & Accessories
- ◆ Keypads, Side Keys, Audio Ports
- ◆ Portable Instrumentation
- ◆ Digital Lines
- ◆ Tablet PC

Nominal Dimensions



Schematic



PROTECTION PRODUCTS
Absolute Maximum Rating

| Rating | Symbol | Value | Units |
|--|-----------|------------------|-------|
| Peak Pulse Power (tp = 8/20μs) | P_{pk} | 30 | Watts |
| Maximum Peak Pulse Current (tp = 8/20μs) | I_{pp} | 4 | Amps |
| ESD per IEC 61000-4-2 (Air) ¹ ESD per IEC 61000-4-2 (Contact) ¹ | V_{ESD} | +/- 16 +/- 14 | kV |
| Operating Temperature | T_J | -40 to +85 | °C |
| Storage Temperature | T_{STG} | -55 to +150 | °C |

Electrical Characteristics (T=25°C)

| Parameter | Symbol | Conditions | Minimum | Typical | Maximum | Units |
|------------------------------------|-----------|--|---------|---------|---------|-------|
| Reverse Stand-Off Voltage | V_{RWM} | | | | 3.3 | V |
| Punch-Through Voltage | V_{PT} | $I_{PT} = 50\mu A$ | 3.65 | 4 | 4.4 | V |
| Snap-Back Voltage | V_{SB} | $I_{SB} = 50mA$ | 2.8 | | | V |
| Reverse Leakage Current | I_R | $V_{RWM} = 3.3V$ | | 0.001 | 0.05 | μA |
| Clamping Voltage | V_C | $I_{pp} = 1A, tp = 8/20\mu s$ | | | 5.5 | V |
| Clamping Voltage | VC | $I_{pp} = 3A, tp = 8/20\mu s$ | | | 6.5 | V |
| Clamping Voltage | V_C | $I_{pp} = 4A, tp = 8/20\mu s$ | | | 7.5 | V |
| Dynamic Resistance ^{2, 3} | R_D | tp = 100ns | | 0.21 | | Ohms |
| Junction Capacitance | C_j | I/O pin to Gnd $V_R = 0V, f = 1MHz$ | | 6 | 9 | pF |

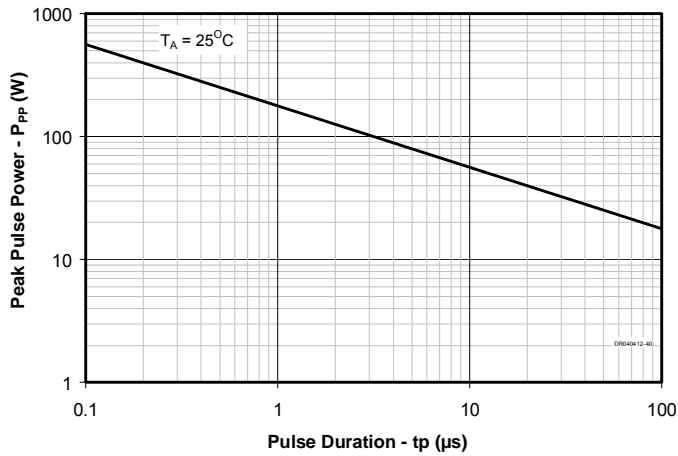
Notes

- 1)ESD gun return path connected to ESD ground reference plane.
- 2)Transmission Line Pulse Test (TLP) Settings: $t_p = 100ns, t_r = 0.2ns, I_{TLP}$ and V_{TLP} averaging window: $t_1 = 70ns$ to $t_2 = 90ns$.
- 3) Dynamic resistance calculated from $I_{TLP} = 4A$ to $I_{TLP} = 16A$

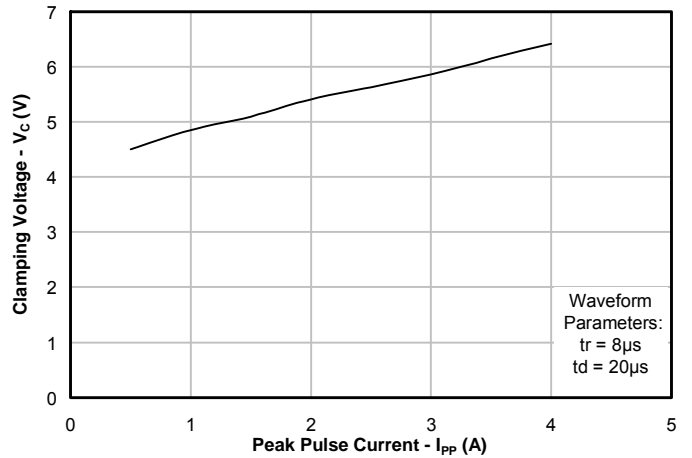
PROTECTION PRODUCTS

Typical Characteristics

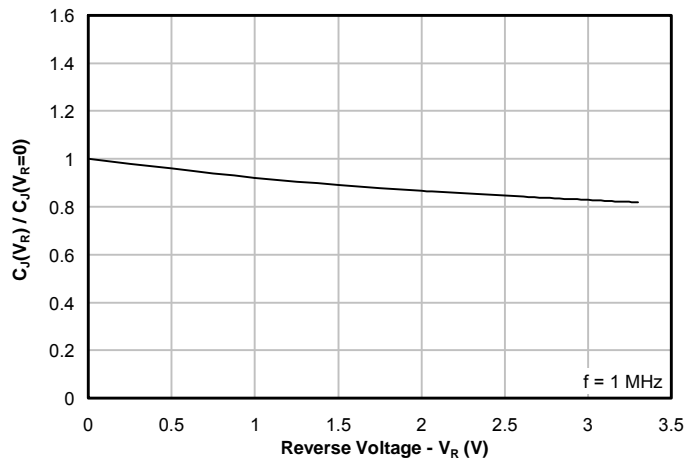
Non-Repetitive Peak Pulse Power vs. Pulse Time



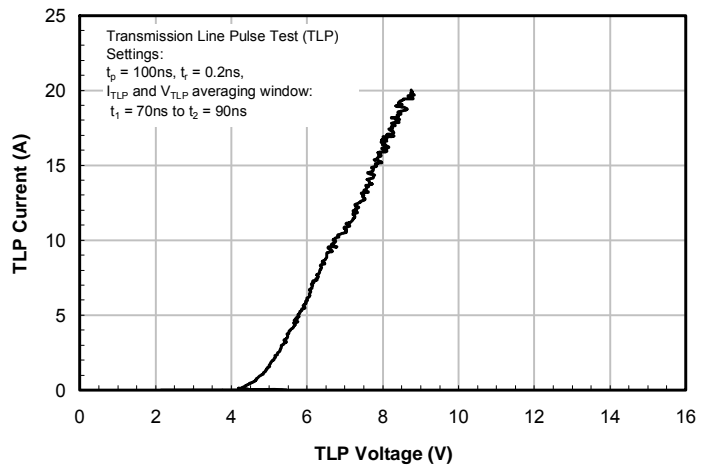
Clamping Voltage vs. Peak Pulse Current ($t_p=8/20\mu$ s)



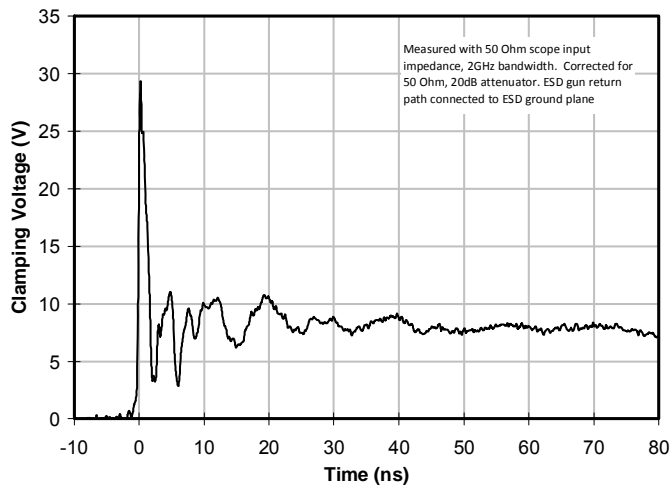
Normalized Junction Capacitance vs. Reverse Voltage



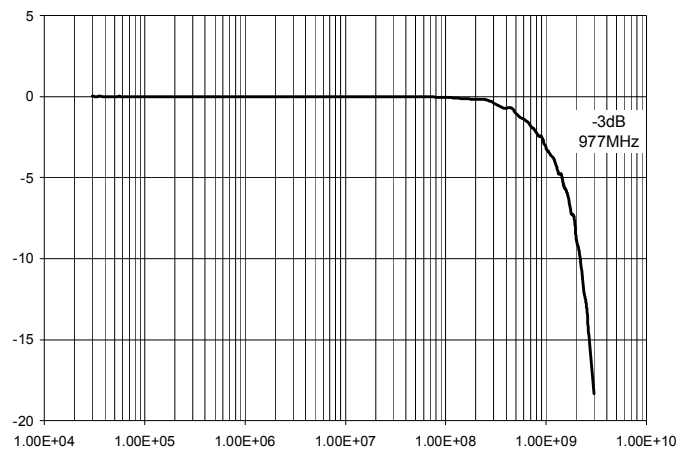
TLP Characteristic



ESD Clamping (+8kV Contact per IEC 61000-4-2)



**Typical Insertion Loss (S21)
30KHz to 3GHz**



PROTECTION PRODUCTS

Applications Information

Device Connection Options

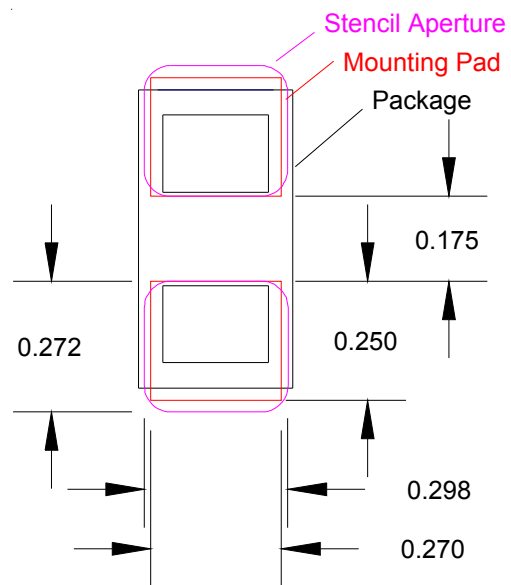
The μ Clamp3311Z is designed to protect one data line operating up to 3.3 volts. It will present a high impedance to the protected line up to 3.3 volts. It will “turn on” when the line voltage exceeds 3.5 volts. The device is bidirectional and may be used on lines where the signal polarity is above and below ground. These devices are not recommended for use on DC power supply lines due to their snap-back voltage characteristic.

Assembly Guidelines

The small size of this device means that some care must be taken during the mounting process to insure reliable solder joint. The table below provides Semtech's recommended assembly guidelines for mounting this device. The figure at the right details Semtech's recommended aperture based on the below recommendations. Note that these are only recommendations and should serve only as a starting point for design since there are many factors that affect the assembly process. The exact manufacturing parameters will require some experimentation to get the desired solder application.

| Assembly Parameter | Recommendation |
|--------------------------|----------------------------------|
| Solder Stencil Design | Laser cut, Electro-polished |
| Aperture shape | Rectangular with rounded corners |
| Solder Stencil Thickness | 0.100 mm (0.004") |
| Solder Paste Type | Type 4 size sphere or smaller |
| Solder Reflow Profile | Per JEDEC J-STD-020 |
| PCB Solder Pad Design | Non-Solder mask defined |
| PCB Pad Finish | OSP OR NiAu |

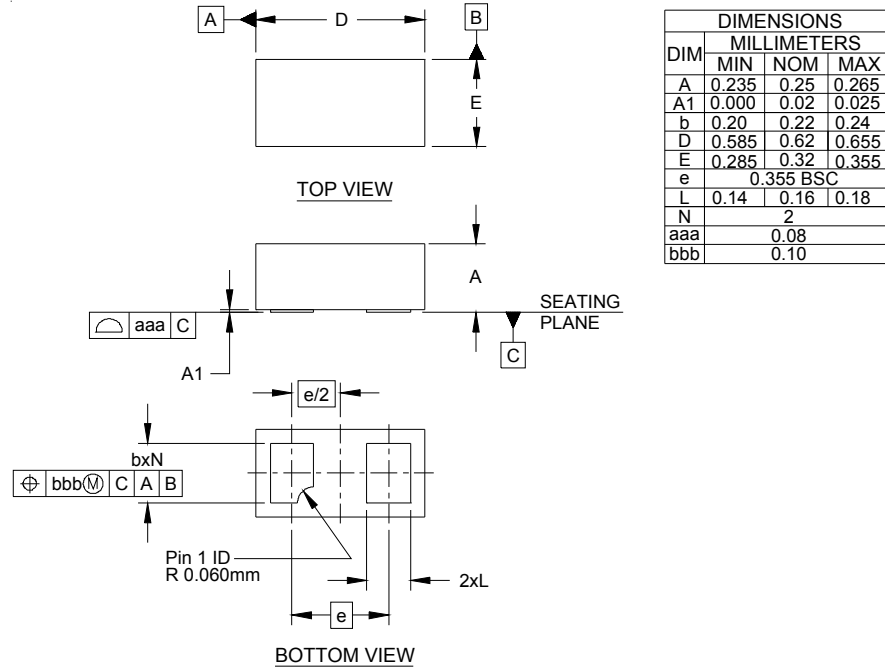
Circuit Diagram



Recommended Mounting Pattern

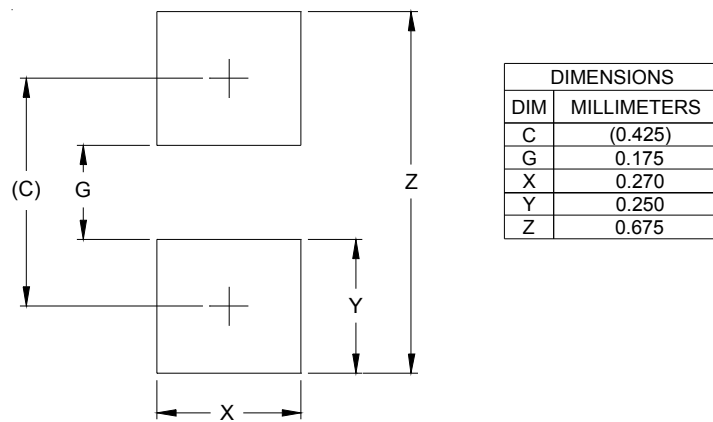
PROTECTION PRODUCTS

Outline Drawing - SLP0603P2X3A



NOTES:
1. CONTROLLING DIMENSIONS ARE IN MILLIMETERS (ANGLES IN DEGREES).

Land Pattern - SLP0603P2X3A



NOTES:
1. CONTROLLING DIMENSIONS ARE IN MILLIMETERS (ANGLES IN DEGREES).
2. THIS LAND PATTERN IS FOR REFERENCE PURPOSES ONLY. CONSULT YOUR MANUFACTURING GROUP TO ENSURE YOUR COMPANY'S MANUFACTURING GUIDELINES ARE MET.

PROTECTION PRODUCTS

Marking Code



Notes:

- 1) Dots represent date code matrix and Pin 1 location

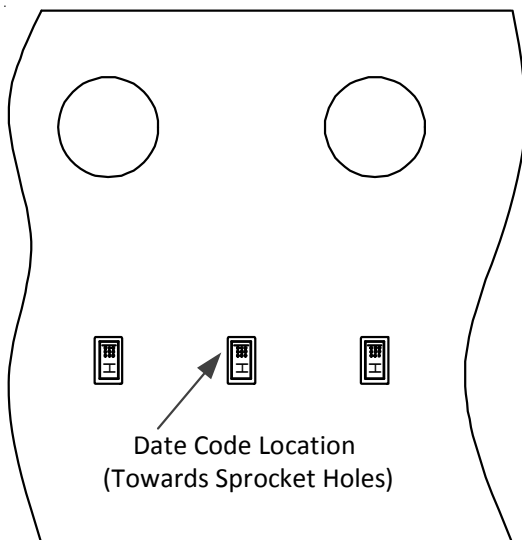
Ordering Information

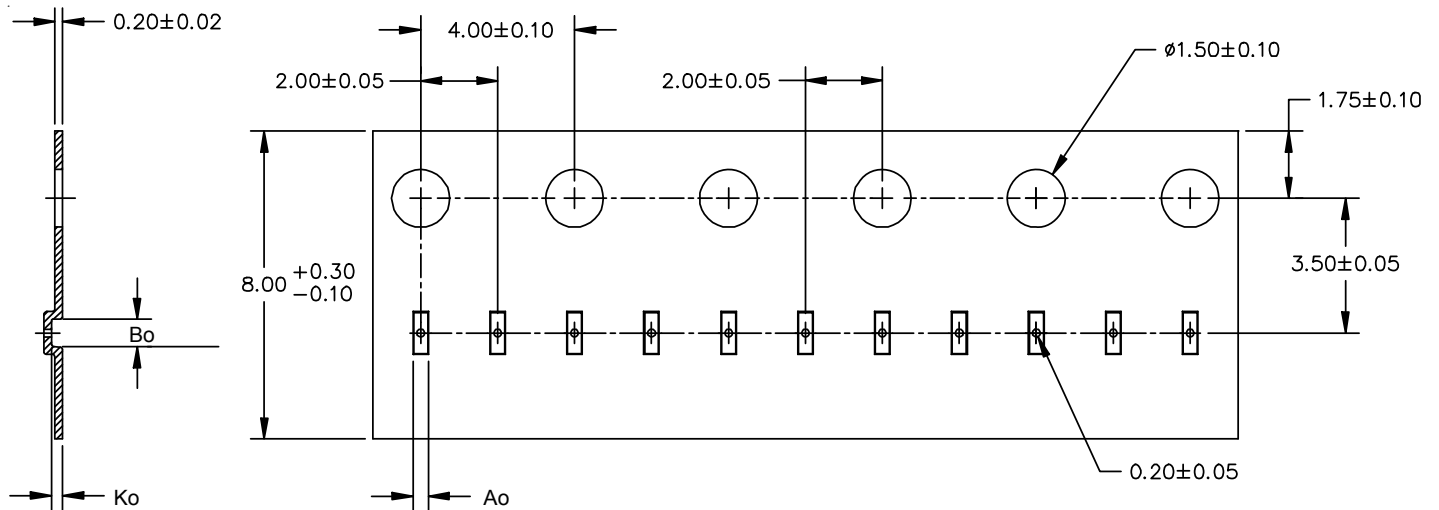
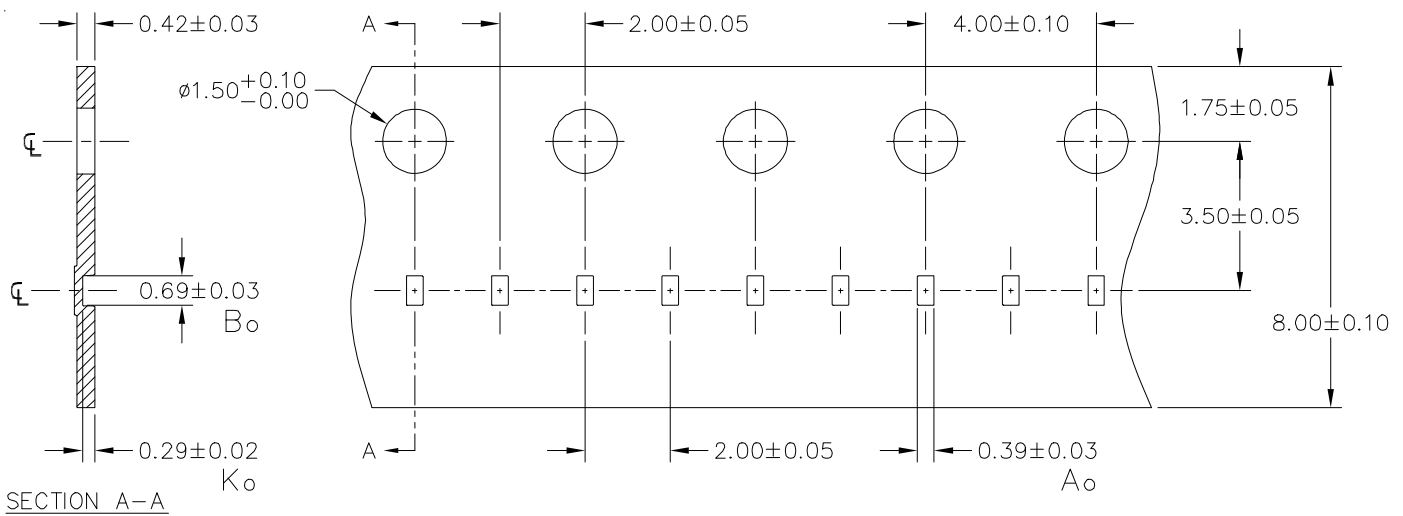
| Ordering Number | Qty per Reel | Carrier Tape | Reel Size | Comments |
|-----------------|--------------|--------------|-----------|---------------------------------|
| uClamp3311Z.TNT | 10,000 | Plastic | 7 Inch | Not Recommended for New Designs |
| uClamp3311Z.TFT | 15,000 | Paper | 7 Inch | |
| uClamp3311Z.TVT | 50,000 | Paper | 13 Inch | |

Notes:

- 1) MicroClamp, uClamp and μ Clamp are trademarks of Semtech Corporation

Device Orientation in Tape



PROTECTION PRODUCTS
Carrier Tape Specification
Plastic Tape

Paper Tape


Note: All dimensions in mm unless otherwise specified

Contact Information

Semtech Corporation
Protection Products Division
200 Flynn Rd., Camarillo, CA 93012
Phone: (805)498-2111 FAX (805)498-3804

Компания «Life Electronics» занимается поставками электронных компонентов импортного и отечественного производства от производителей и со складов крупных дистрибьюторов Европы, Америки и Азии.

С конца 2013 года компания активно расширяет линейку поставок компонентов по направлению коаксиальный кабель, кварцевые генераторы и конденсаторы (керамические, пленочные, электролитические), за счёт заключения дистрибьюторских договоров

Мы предлагаем:

- Конкуренспособные цены и скидки постоянным клиентам.
- Специальные условия для постоянных клиентов.
- Подбор аналогов.
- Поставку компонентов в любых объемах, удовлетворяющих вашим потребностям.
- Приемлемые сроки поставки, возможна ускоренная поставка.
- Доставку товара в любую точку России и стран СНГ.
- Комплексную поставку.
- Работу по проектам и поставку образцов.
- Формирование склада под заказчика.
- Сертификаты соответствия на поставляемую продукцию (по желанию клиента).
- Тестирование поставляемой продукции.
- Поставку компонентов, требующих военную и космическую приемку.
- Входной контроль качества.
- Наличие сертификата ISO.

В составе нашей компании организован Конструкторский отдел, призванный помогать разработчикам, и инженерам.

Конструкторский отдел помогает осуществить:

- Регистрацию проекта у производителя компонентов.
- Техническую поддержку проекта.
- Защиту от снятия компонента с производства.
- Оценку стоимости проекта по компонентам.
- Изготовление тестовой платы монтаж и пусконаладочные работы.



Тел: +7 (812) 336 43 04 (многоканальный)

Email: org@lifeelectronics.ru