THIS DRAWING IS UNPUBLISHED. RELEASED FOR PUBLICATION – ,– .
© COPYRIGHT – BY TYCO ELECTRONICS CORPORATION. ALL INTERNATIONAL RIGHTS RESERVED.

PART NUMBER	REV	FIRST USED
1385163–1	B	122500–1
1385163–2	B	565435–5
1385163–3	B	354500–1

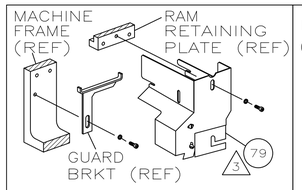

AMP–O–LECTRIC TM TERM GUARD

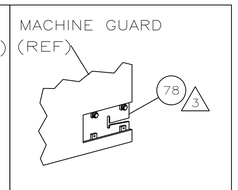

G TERMINATOR GUARD

TERMINAL NAME: (NON–AMP TERMINAL–CUST SPEC) 6

AMP TERM P/N	MFG TERM P/N
286871	15000106

AMP SEAL P/N	MFG SEAL P/N
286872	71608234

CRIMP DATA (NON–AMP TERMINAL–CUST SPEC)

PAD LTR	CRIMP HEIGHT	WIRE SIZE
A	.043 ±.002 [1.09 ±0.05mm]	.75mm²
B	NOT	USED
C	NOT	USED
D	NOT	USED

CRIMP	SIZE	TYPE	RANGE
WIRE	.090 [2.29mm]	F	.75mm²
INSUL	.140 [3.56mm]	0	.094

WIRE STRIP LENGTH	TERM APPL SPEC	FEED	APPL INSTRUCTION	SET UP GAGE	LAYOUT
.192–.223	NONE	.414	408–8040	458637–1	L2413

LOC	DIST
A	66

REVISIONS

P	LTR	DESCRIPTION	DATE	DWN	APVD
	B	ECR–08–015000	6–2008	MY	TE

–1	LEADMAKER	MECH POST FEED
–2	BENCH MODEL K	MECH PRE FEED
–3	BENCH MODEL G	MECH PRE FEED

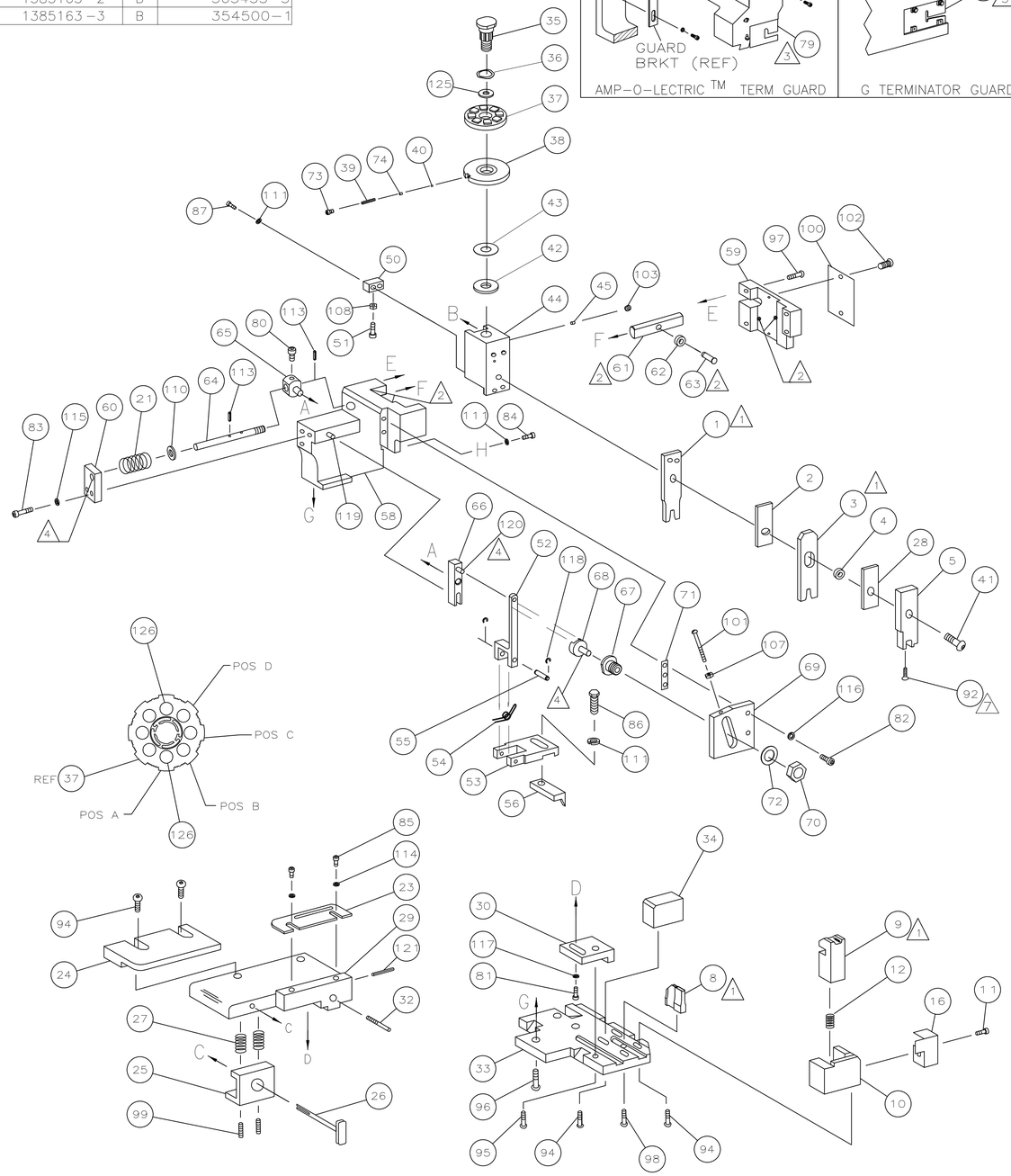

–3	–2	–1	U/M	PART NO	DESCRIPTION	ITEM NO
						129
						128
						127
2	2	2	–	4–354779–8	PIN, WIRE DISC (.3230)A	126
1	1	1	–	986950–1	WASHER, FLAT PRECISION	125
1	1	1	–	217238–1	GENERAL INSTRUCTION PACKAGE	124
1	1	1	–	4088040	SF APPL INST 408–8040	123
						122
1	1	1	–	4–21028–0	PIN,SLT SPR(Ø.093x.75)ST GDE PL	121
REF	REF	REF	–	1–21030–1	PIN,DOWEL(Ø.187x.50)LEVER	120
REF	REF	REF	–	1–21030–6	PIN,DOWEL(Ø.187x1.25)HOUSING	119
REF	REF	REF	–	21045–3	RING,RET "C"(Ø.187)FD FING PIN	118
1	1	1	–	21024–5	WASHER, LOCK(#10)ADJ BLOCK	117
REF	REF	REF	–	21024–5	WASHER,LOCK(#10)ADJ PLATE	116
REF	REF	REF	–	21024–5	WASHER,LOCK(#10)FEED GDE ROD	115
2	2	2	–	21024–2	WASHER,LOCK(#4)FRONT STP GUIDE	114
REF	REF	REF	–	5–21028–1	PIN,SLT SPR(Ø.125x.50)ADJ ROD	113
						112
4	4	4	–	21024–4	WASHER,LOCK(#8)STRIPPER	111
REF	REF	REF	–	21899–4	WASHER,FLAT(Ø5/16)SCREW ADJ	110
						109
1	1	1	–	21018–5	NUT,HEX(NO.6)HOLDDOWN	108
REF	REF	REF	–	21068–5	NUT,HEX(6–32)FEED ADJ	107
						106
						105
						104
1	1	1	–	21009–2	SCR,SKT SET(1/4–20x.25 LW)RAM	103
2	2	2	–	21017–2	SCR,DRIVE(#2x.19)ID PLATE	102
REF	REF	REF	–	6–23715–5	SCR,PAN HD(6–32x1.50)FEED ADJ	101
1	1	1	–	461264–1	PLATE, IDENTIFICATION	100
2	2	2	–	5–21006–6	SCR,SET(10–32x.75)DRAG	99
1	1	1	–	22733–8	SCR,BHC(8–32x.38 LW)ANVIL	98
REF	REF	REF	–	2–21002–9	SCR,BHC(10–32x.75)CAP	97
REF	REF	REF	–	2–22733–8	SCR,BHC(1/4–20x.62)HOUSING	96
REF	REF	REF	–	2–21002–7	SCR,BHC(10–32x.50)SG ADJ BLOCK	95
6	6	6	–	2–21002–2	SCR,BHC(8–32x.50)TERM H DWN	94
						93
1	1	1	–	1–21003–9	SCR,FHC(6–32x.38)DEP	92
1	1	1	–	1–21002–7	SCR,BHC(6–32x.38)CAM	91
						90
						89
						88
8 2	2	2	–	2–21000–7	SCR,SHC(8–32x.48)DEP–HOLD	87
1	1	1	–	2–22603–0	SCR,HEX HD(8–32x.31)FEED FINGER	86
2	2	2	–	1–21000–3	SCR,SHC(4–40x.25)F ST GUIDE	85
1	1	1	–	2–21000–7	SCR,SHC(8–32x.50)STRIPPER	84
REF	REF	REF	–	3–21000–7	SCR,SHC(10–32x.75)FEED ROD GD	83
REF	REF	REF	–	3–21000–6	SCR,SHC(10–32x.62)FD ADJ BLK	82
1	1	1	–	3–21000–4	SCR,SHC(10–32x.38)SG ADJ BL	81
REF	REF	REF	–	3–21000–4	SCR,SHC(10–32x.38)PIVOT BLK	80
3 –	REF	–	–	455749–1	GUARD, WINDOW	79
3 REF	–	–	–	679532–1	INSERT, GUARD	78
						77
						76
						75
1	1	1	–	690603–1	SPRING, ASSIST	74
1	1	1	–	23030–1	SCR,SHC(6–32x.25 SL)INS DISC	73
REF	REF	REF	–	458109–1	WASHER, SPECIAL	72
REF	REF	REF	–	690517–1	SPACER	71

QTY REQD PER ASSY — PARTS LIST

–3	–2	–1	U/M	PART NO	DESCRIPTION	ITEM NO
REF	REF	REF	–	22594–8	NUT,HEX(1/2–20)	70
REF	REF	REF	–	240628–1	PLATE, ADJUSTMENT	69
REF	REF	REF	–	240626–1	SHAFT, PIVOT	68
REF	REF	REF	–	240633–1	BUSHING	67
REF	REF	REF	–	455680–1	LEVER, INTERMEDIATE	66
REF	REF	REF	–	240629–1	BLOCK, PIVOT	65
REF	REF	REF	–	240632–2	SCREW, ADJ FEED ROD	64
REF	REF	REF	–	240659–3	PIN, CAM ROLLER	63
REF	REF	REF	–	240658–1	ROLLER, CAM	62
REF	REF	REF	–	454398–2	ROD, FEED	61
REF	REF	REF	–	454178–1	GUIDE, FEED ROD	60
REF	REF	REF	–	454220–1	CAP, RAM	59
REF	REF	REF	–	454485–1	HOUSING	58
						57
1	1	1	–	458537–2	PAWL, FEED	56
REF	REF	REF	–	240624–1	PIN, FEED FINGER	55
REF	REF	REF	–	691499–1	SPRING, FEED FINGER	54
REF	REF	REF	–	690541–1	HOLDER, FEED FINGER	53
REF	REF	REF	–	455679–1	LEVER, TERMINAL FEED ARM	52
1	1	1	–	811242–2	BUMPER, HOLDDOWN	51
1	1	1	–	690753–1	SPACER, TONKER	50
1	–	–	–	690602–6	CAM, PRE–FEED 1 5/8 ST	49
–	1	–	–	690602–5	CAM, PRE–FEED 1 1/8 ST	48
–	–	1	–	690501–4	CAM, POST–FEED 1 5/8 ST	47
1	1	1	–	459456–1	APPLICATOR, BASIC (SUBASSY)	46
1	1	1	–	690191–1	PLUG, NYLON	45
1	1	1	–	455673–1	RAM	44
1	1	1	–	690125–1	WASHER, LAMINATED	43
1	1	1	–	690124–1	WASHER, RAM	42
1	1	1	–	7–21002–9	BOLT, CRIMPER(5/16x1.00)	41
1	1	1	–	23241–6	BALL, STEEL	40
1	1	1	–	690170–1	SPRING, COMPRESSION	39
1	1	1	–	690142–1	DISC, INSULATION	38
1	1	1	–	354777–1	WIRE DISC, PLASTIC	37
1	1	1	–	22480–5	WASHER, SPRING	36
1	1	1	–	690212–1	POST, RAM	35
1	1	1	–	690786–3	SUPPORT, TERMINAL	34
REF	REF	REF	–	455675–1	PLATE, BASE	33
1	1	1	–	690432–3	SCREW, ADJUSTMENT	32
						31
REF	REF	REF	–	455689–1	BLOCK, STRIP GUIDE ADJ	30
1	1	1	–	455671–1	PLATE, STRIP GUIDE	29
1	1	1	–	1–455888–9	SPACER, FRONT SHEAR DEP	28
2	2	2	–	1–22284–0	SPRING, DRAG	27
1	1	1	–	690546–1	LEVER, DRAG RELEASE	26
1	1	1	–	240792–1	DRAG, TERMINAL	25
1	1	1	–	9–690504–2	GUIDE, STRIP (REAR)	24
1	1	1	–	690438–1	GUIDE, STRIP (FRONT)	23
–	–	1	–	690472–2	STRIPPER	22
REF	REF	REF	–	4–22284–9	SPRING, FEED RETURN	21
						20
1	1	–	–	691353–1	STRIPPER	19
						18
						17
1	1	1	–	318563–1	GUARD, CHIP, FRONT	16
						15
						14
						13
1	1	1	–	3–22280–3	SPRING, SHEAR	12
1	1	1	–	690461–2	STOP, SHEAR	11
1	1	1	–	1–690459–0	HOLDER, SHEAR (FRONT)	10
1 1	1	1	–	318707–1	SHEAR, FLOAT (FRONT)	9
1 1	1	1	–	3–662187–4	ANVIL	8
						7
						6
1	1	1	–	318701–1	DEPRESSOR, SHEAR (FRONT)	5
1	1	1	–	238011–2	SPACER, BLOCK CRIMPER	4
1 1	1	1	–	456135–6	CRIMPER, INSULATION	3
1	1	1	–	455888–6	SPACER, CRIMPER	2
1 1	1	1	–	4–456406–7	CRIMPER, WIRE	1

QTY REQD PER ASSY — PARTS LIST

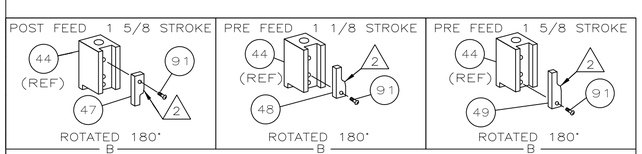

K TERMINATOR G TERMINATOR

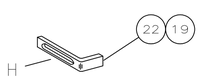

LEADMAKER & BENCH MACHINE

1. RECOMMENDED SPARE PARTS.
2. GREASE LIGHTLY.
3. GUARD MUST BE IN PLACE WHEN OPERATING APPLICATOR IN A BENCH MACHINE.
4. LUBRICATE DAILY USING NO. 20 MACHINE OIL.
5. ITEMS WITH QTY OF REF SPECIFIED (EXCEPT ITEMS 78 AND 79) ARE USED ON ITEM 46.
6. THIS APPLICATOR APPLIES TERMINAL WITH A SEAL
7. APPLY TORQ–SEAL IN ALLEN SOCKET TO FILL HOLE AFTER FLAT HD HAS BEEN ADJUSTED TO CORRECT HEIGHT AT QUALIFICATION. APPLY #1–23419–5 LOC–TITE TO THREADS.
8. CUT TO LENGTH AT ASSY

THIS DRAWING IS A CONTROLLED DOCUMENT.

DIMENSIONS: INCHES

TOLERANCES UNLESS OTHERWISE SPECIFIED: 0 PLC ± – ; 1 PLC ± – ; 2 PLC ± – ; 3 PLC ± – ; 4 PLC ± – ; ANGLES ± –

MATERIAL –

FINISH –

DWN R. KNEPPER 19JUL00
CHK B. HIGMAN 19JUL00
APVD T. ELBIN 19JUL00

PRODUCT SPEC –

APPLICATION SPEC –

WEIGHT –

Tyco Electronics — Tyco Electronics Corporation, Harrisburg, PA 17105–3608

NAME SIDE FEED HDM APPLICATOR – –

SIZE	CAGE CODE	DRAWING NO	RESTRICTED TO
A1	00779	C–1385163	–

CUSTOMER DRAWING — SCALE – — SHEET 1 OF 1 — REV B

4805 (1/08)

23JUN2008 6:03pm

ООО «ЛайфЭлектроникс» “LifeElectronics” LLC

ИНН 7805602321 КПП 780501001 Р/С 40702810122510004610 ФАКБ "АБСОЛЮТ БАНК" (ЗАО) в г.Санкт-Петербурге К/С 30101810900000000703 БИК 044030703

Компания «Life Electronics» занимается поставками электронных компонентов импортного и отечественного производства от производителей и со складов крупных дистрибьюторов Европы, Америки и Азии.

С конца 2013 года компания активно расширяет линейку поставок компонентов по направлению коаксиальный кабель, кварцевые генераторы и конденсаторы (керамические, пленочные, электролитические), за счёт заключения дистрибьюторских договоров

Мы предлагаем:

- *Конкурентоспособные цены и скидки постоянным клиентам.*
- *Специальные условия для постоянных клиентов.*
- *Подбор аналогов.*
- *Поставку компонентов в любых объемах, удовлетворяющих вашим потребностям.*

- *Приемлемые сроки поставки, возможна ускоренная поставка.*
- *Доставку товара в любую точку России и стран СНГ.*
- *Комплексную поставку.*
- *Работу по проектам и поставку образцов.*
- *Формирование склада под заказчика.*

- *Сертификаты соответствия на поставляемую продукцию (по желанию клиента).*
- *Тестирование поставляемой продукции.*
- *Поставку компонентов, требующих военную и космическую приемку.*
- *Входной контроль качества.*
- *Наличие сертификата ISO.*

В составе нашей компании организован Конструкторский отдел, призванный помогать разработчикам, и инженерам.

Конструкторский отдел помогает осуществить:

- *Регистрацию проекта у производителя компонентов.*
- *Техническую поддержку проекта.*
- *Защиту от снятия компонента с производства.*
- *Оценку стоимости проекта по компонентам.*
- *Изготовление тестовой платы монтаж и пусконаладочные работы.*

Тел: +7 (812) 336 43 04 (многоканальный)
Email: org@lifeelectronics.ru

www.lifeelectronics.ru